



1. Wir über uns/ Referenzen
2. Typenübersicht
3. SPEED
3-teilige Schnellbauzarge
4. S-2
2-teilige Zarge, nicht verstellbar
5. TELESCOP
2-teilige verstellbare Zarge
6. SOLID
1-teilige Zarge MW/Mauerwerk
1-teilige Zarge GK/Trockenbauzarge
7. CORNER
Eckzarge
8. BLOCK
Blockzarge
9. THZ
Turnhallenzarge
10. DESIGN
G-LINE
M-LINE
11. F-LINE
Fingerschutzzarge
12. DOUBLE ACTING
Pendeltürzarge
13. SLIDE
Schiebetürzarge v.d.W.
Schiebetürzarge i.d.N.
Schiebetürzarge i.d.W.
14. E-MOTION
Drehschiebetür
15. Verglasungsrahmen/
Ganzglastür
16. Sonderelemente
17. Kämpferprofile/
Glashalteleisten
18. Anwendungen/Optionals
19. Bandsysteme
20. Schlosssysteme
und Verriegelungen
21. OTS / ITS
22. Oberfläche und Materialien
23. Allgemeine Informationen



1. l'azienda / Referenze
2. tipologia di casseporte
3. SPEED
cassaporta in 3-pezzi per montaggio rapido
4. S-2
cassaporta in due pezzi, non regolabile
5. TELESCOP
cassaporta regolabile
6. SOLID
cassaporta in un pezzo MW/muratura
cassaporta in un pezzo GK/parete in cartongesso
7. CORNER
cassaporta ad angolo
8. BLOCK
cassaporta per montaggio in luce
9. THZ
telaio speciale per palestra
10. DESIGN
G-LINE
M-LINE
11. F-LINE
cassaporta antiinfortunistica
12. DOUBLE ACTING
cassaporta per porta a Ventola
13. SLIDE
scorrevole esterno parete
scorrevole interno nicchia
scorrevole interno parete
14. E-MOTION
porta rototraslante
15. telai per vetrate/
casseporte per porte in cristallo
16. elementi speciali
17. profili trasversi/
listelli fermavetro
18. applicazioni/optionals
19. sistemi di cerniere
20. sistemi di serrature e
chiusure speciali
21. OTS / ITS
22. Materiali e superfici
23. informazioni tecniche
generali



1. the company/References
2. typical frame elevations
3. SPEED
3-part frame easy installation
4. S-2
2-part frame, not adjustable
5. TELESCOP
adjustable steel frame
6. SOLID
1-part frame MW/concrete wall
1-part frame GK/stud wall
7. CORNER
corner frame
8. BLOCK
frame for fixing flat in the wall
9. THZ
special frame for sport halls
10. DESIGN
G-LINE
M-LINE
11. F-LINE
frame with safety solution
12. DOUBLE ACTING
double acting frame
13. SLIDE
sliding door external wall
sliding door - in wall niche
sliding door - internal wall
14. E-MOTION
rototraslation door system
15. steel frames for glazing/
steel frame for glass doors
16. special frame elevations
17. transom bars/
glazing beads
18. applications/optionals
19. hinge systems
20. lock and access systems
21. OTS / ITS
22. materials and surfaces
23. general technical
informations

Via stazione 22/A, I-39035 Monguefio (BZ)
Tel. +39 0474 947 200, Fax 947 299
www.rema-online.it E-mail info@rema-online.it

Um allen Anforderungen und Bedürfnissen gerecht zu werden bietet rema eine große Auswahl an Eckverbindungen an.

Für Sonderwünsche bitten wir Sie unseren Verkaufsservice zu kontaktieren

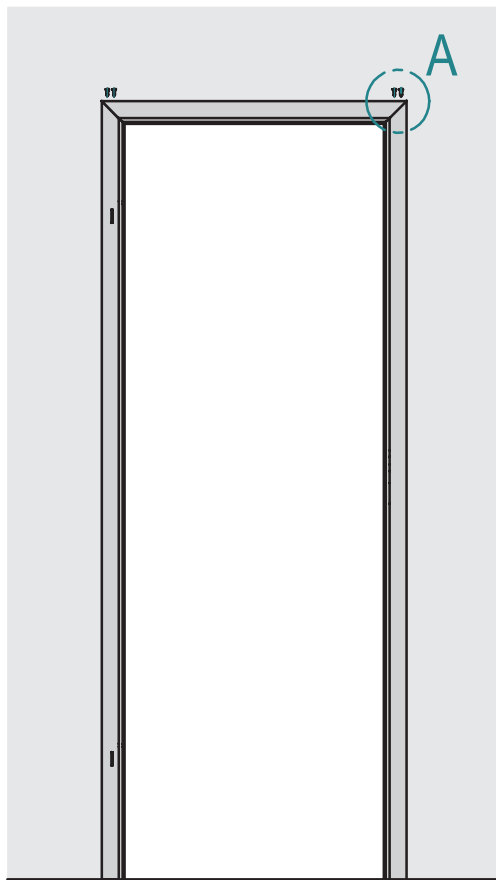
Rema propone una vasta gamma di sistemi per giunzioni d'angolo, questo per soddisfare le varie esigenze.

Per richieste speciali Vi preghiamo di contattare il ns. servizio vendite.

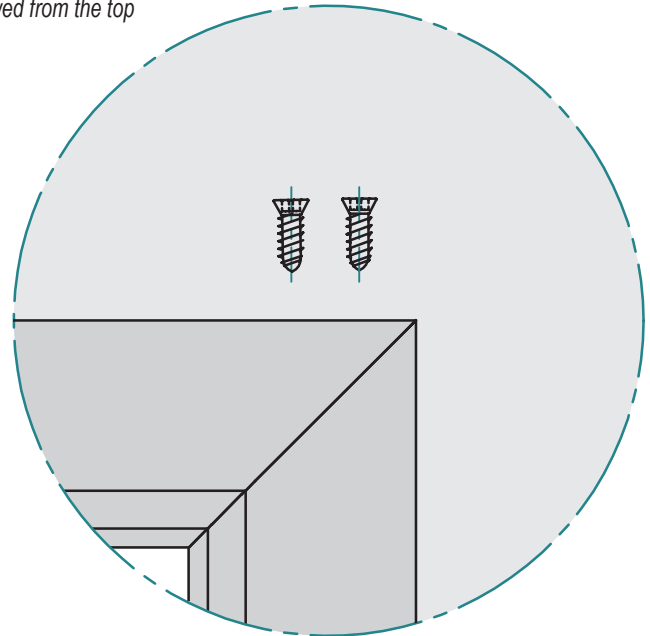
rema is offering a complete range of typical frame joint systems.

For special solutions please contact our sales service.

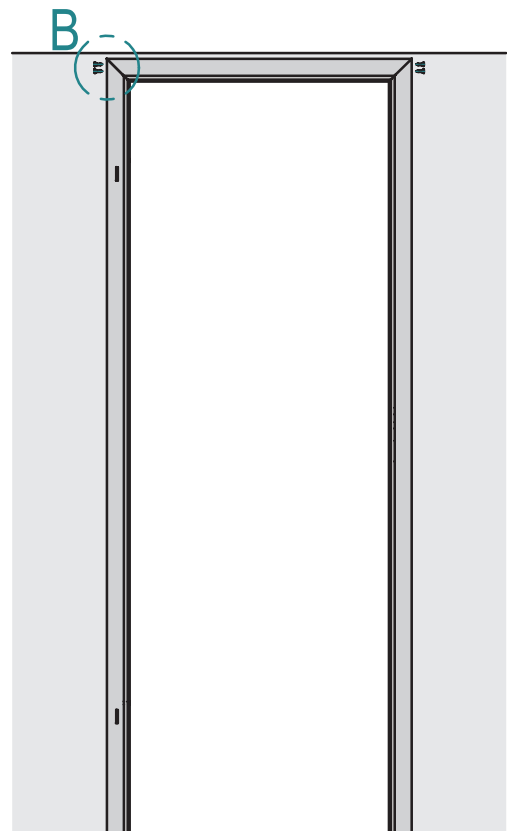
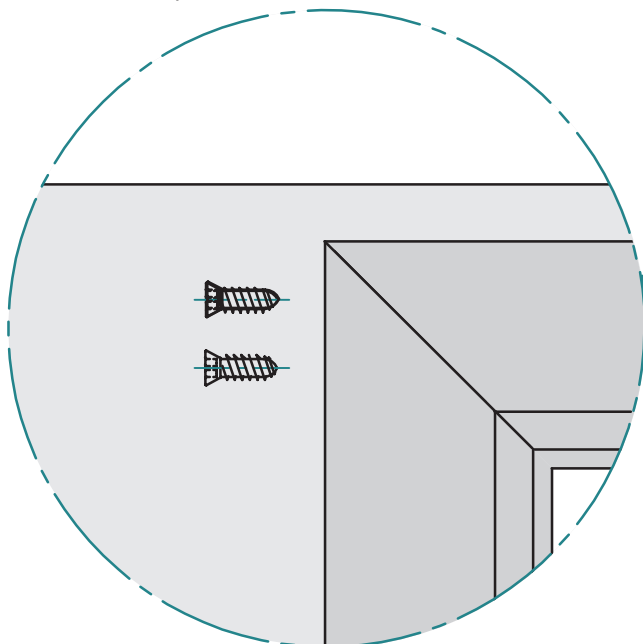


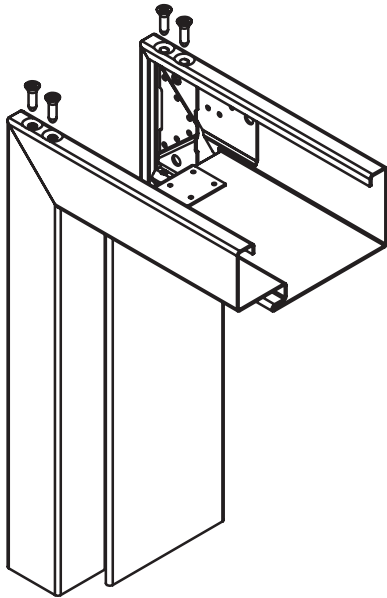


Verschraubung von oben
avvitamento da sopra
screwed from the top

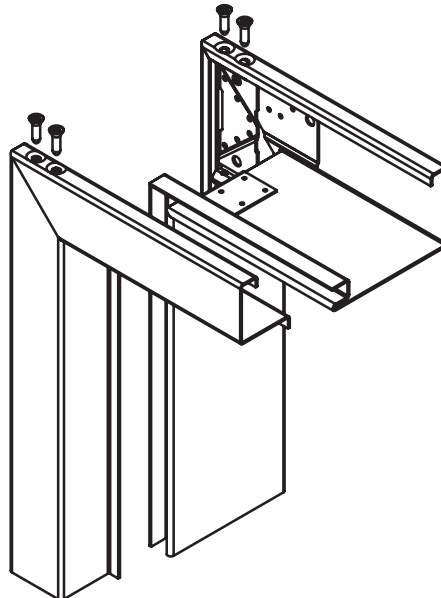


Verschraubung seitlich
avvitamento laterale
screwed laterally

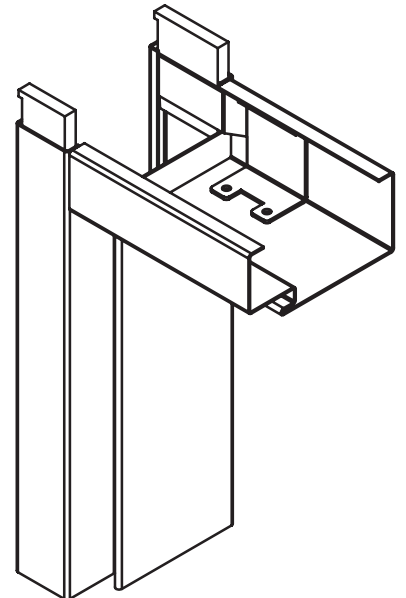




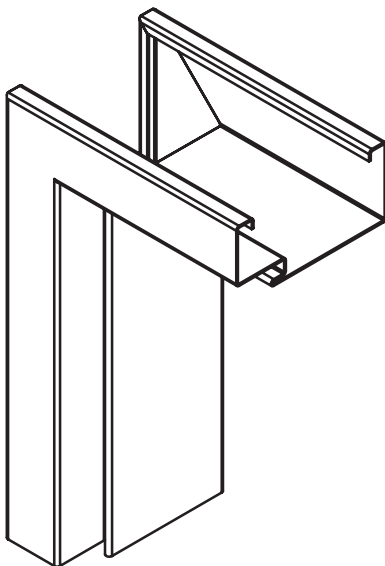
**3-teilige Ecken 45° Grad
 Schraubbar**
 telaio in 3 pezzi con angoli a
 45° gradi da avvitare
 3 part frame mitre screwed



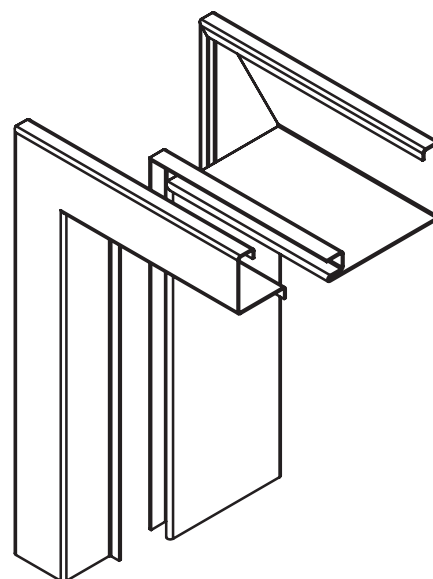
**6-teilige Zarge Ecken 45° Grad
 schraubbar**
 telaio in 6 pezzi angoli a 45° gradi
 da avvitare
 6 part frame mitre screwed



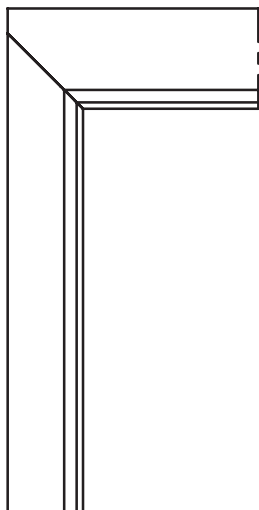
**3-teilige Zarge, Ecken 90° Grad
 Steckbar**
 telaio in 3 pezzi con angoli a 90°
 gradi ad incastro
 3 part frame butt jointed



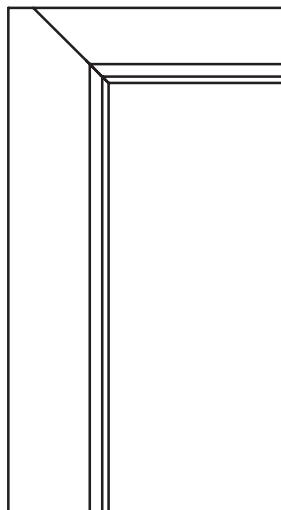
**1-teilige Zarge Ecken
 durchgehend verschweißt**
 telaio in 1 pezzo con angoli a
 saldatura piena
 1 part frame continuous welded



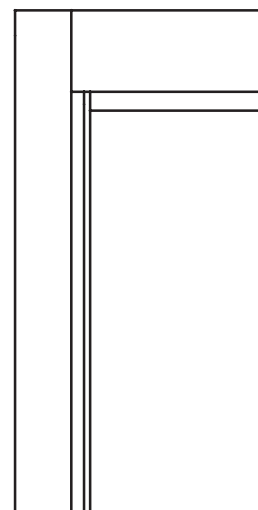
**2 teilige Zarge, Ecken
 durchgehend verschweißt**
 telaio in due pezzi con angoli a
 saldatura piena
 2 part frame continuous welded



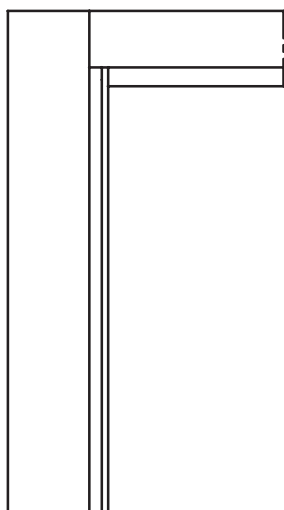
**3-teilige Zarge 45° schraubbar,
Seitenteil schmaler Spiegel,
Kopfteil breiter Spiegel**
telaio in 3 pezzi, montante mostrina
stretta, traverso mostrina larga
*3 part frame mitre screwed jamb
small face, head large face*



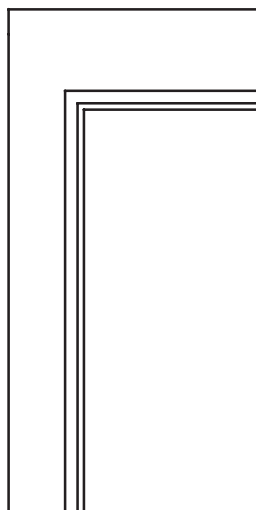
**3-teilige Zarge 45° Grad schraub-
bar, Seitenteil breiter Spiegel,
Kopfteil schmaler Spiegel**
telaio in 3 pezzi, montante mostrina
larga, traverso mostrina stretta
*3 part frame mitre screwed, jamb
large face, head small face*



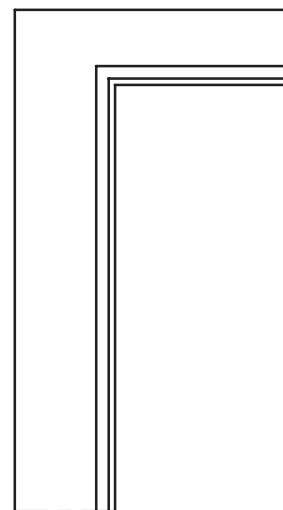
**3-teilige Zarge 90° Grad steckbar,
Seitenteil schmaler Spiegel,
Kopfteil breiter Spiegel**
telaio in 3 pezzi, angoli a 90°
gradi, montante mostrina stretta,
traverso mostrina larga
*3 part frame butt jointed, jamb small
face, head large face*



**3-teilige Zarge 90° Grad steckbar
Seitenteil breiter Spiegel,
Kopfteil schmaler Spiegel**
telaio in 3 pezzi, angoli a 90°
gradi, montante mostrina larga,
traverso mostrina stretta
*3 part frame butt jointed, jamb
large face, head small face*



**1-teilige Zarge verschweißt,
Seitenteil schmaler Spiegel,
Kopfteil breiter Spiegel**
telaio in 1 pezzo, angoli a saldati,
montante mostrina stretta,
traverso mostrina larga
*1 part frame welded, jamb small
face, head large face*



**1-teilige Zarge verschweißt,
Seitenteil breiter Spiegel,
Kopfteil schmaler Spiegel**
telaio in 1 pezzo, angoli saldati,
montante mostrina larga,
traverso mostrina stretta
*1 part frame welded, jamb large
face, head small face*

Via stazione 22/A, I-39035 Monguelfo (BZ)
Tel. +39 0474 947 200, Fax 947 299
www.rema-online.it E-mail info@rema-online.it

Um allen Anforderungen und Bedürfnissen gerecht zu werden bietet rema eine große Auswahl an Falzausführungen an. Standardfalz 15 mm oder Sonderfalz mit 20 mm Doppelfalz oder Sonderfälze.

Natürlich liefern wir auch die geeigneten Falzdichtungen.

Für Sonderwünsche bitten wir Sie unseren Verkaufsservice zu kontaktieren

Rema propone una vasta gamma di tipologie di battute per casseporte.

Battuta standard da 15 mm, battute da 20 mm doppia battuta oppure battute speciali.

rema fornisce anche le relative guarnizioni adatte.

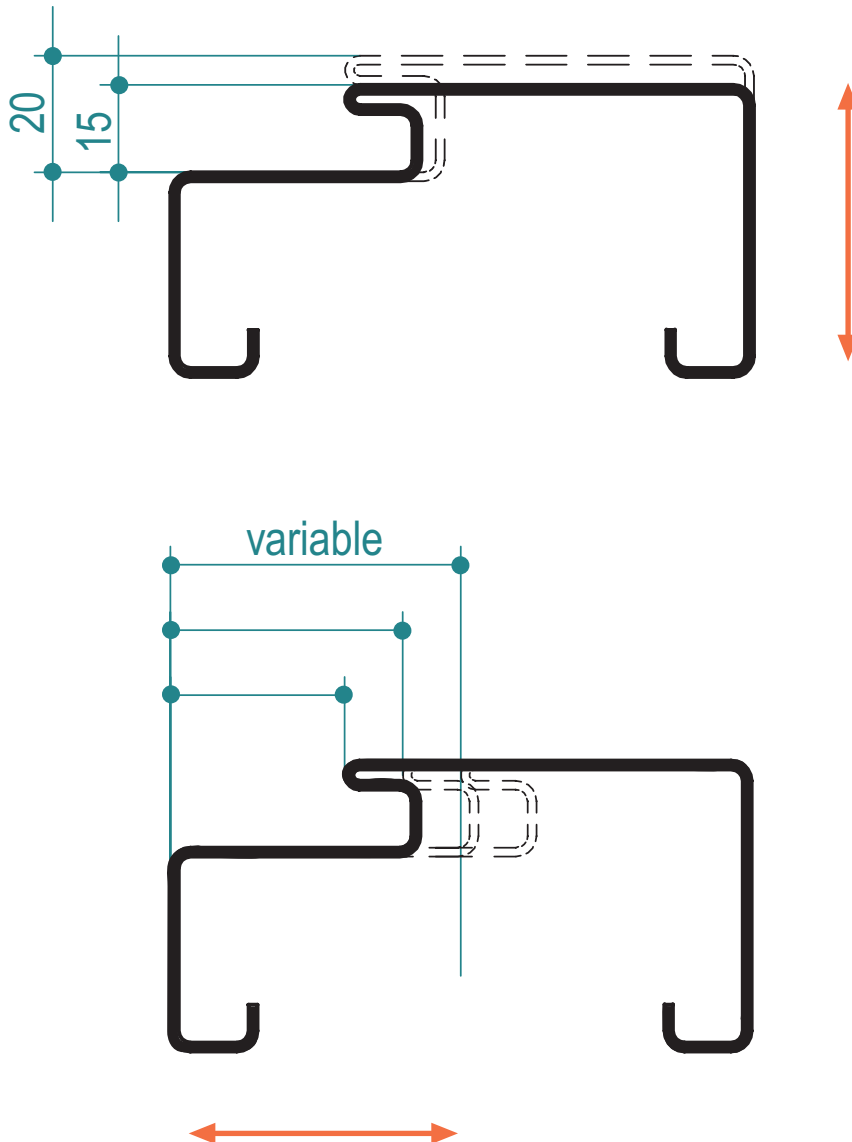
Per richieste particolari Vi preghiamo di contattare il nostro servizio vendite ns. servizio vendite.

rema is offering a complete range of typical frame shapes.

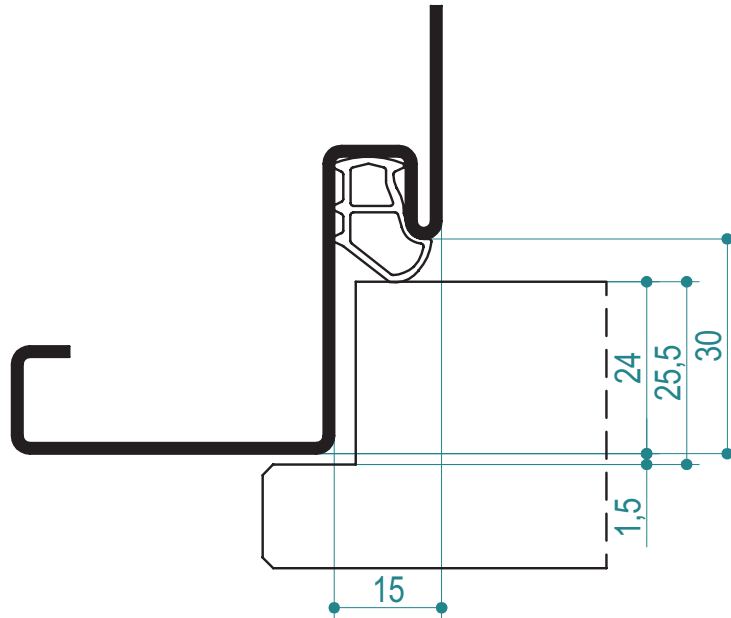
Standard rebate 15 mm, special rebate 20 mm double rebate or special made rebate.

rema can offer also the suitable rubber seal.

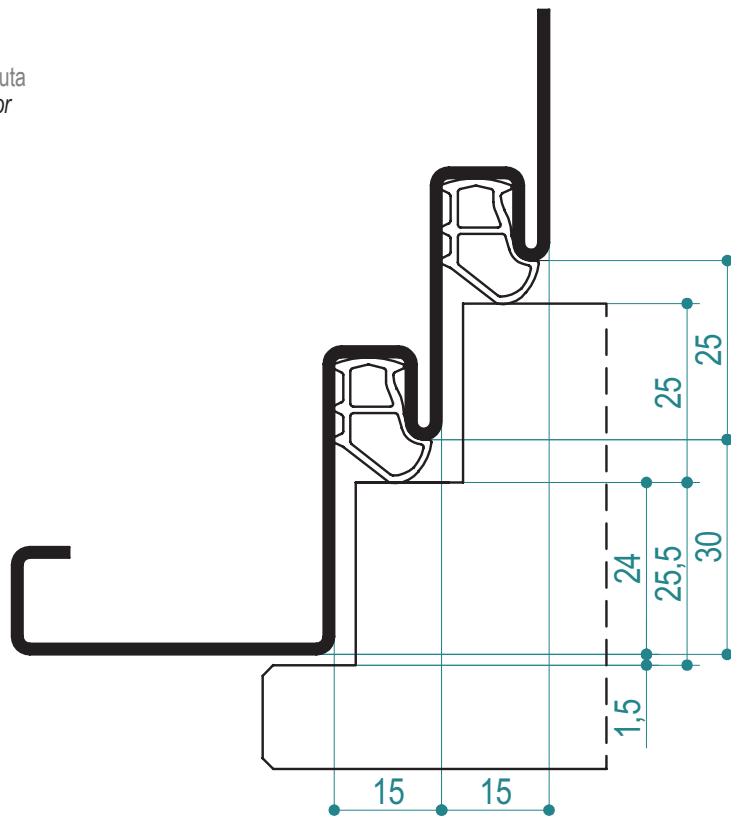
For special solutions please contact our sales service.



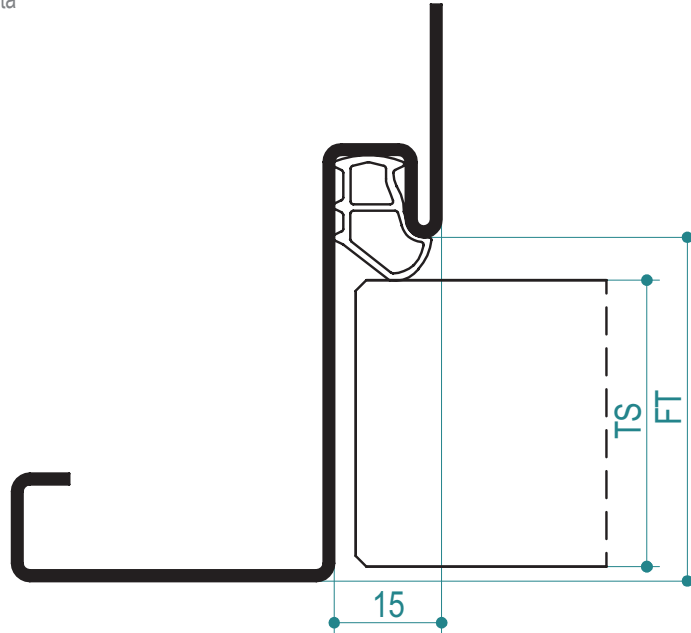
einfach gefälzte Tür
 porta con battuta
 rebated door



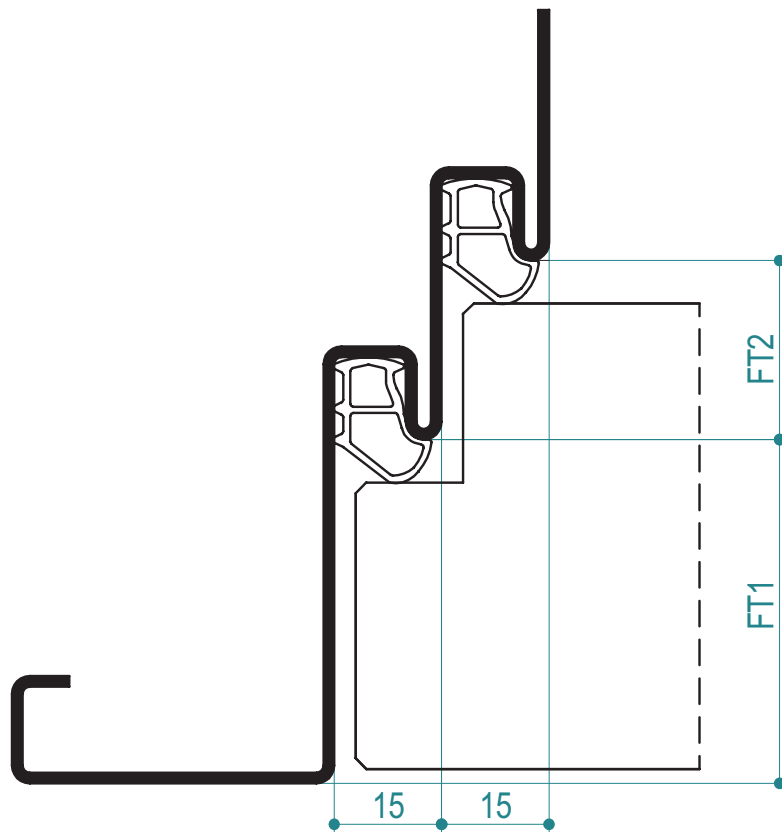
Doppelfalz Tür
 porta a doppia battuta
 double rebated door



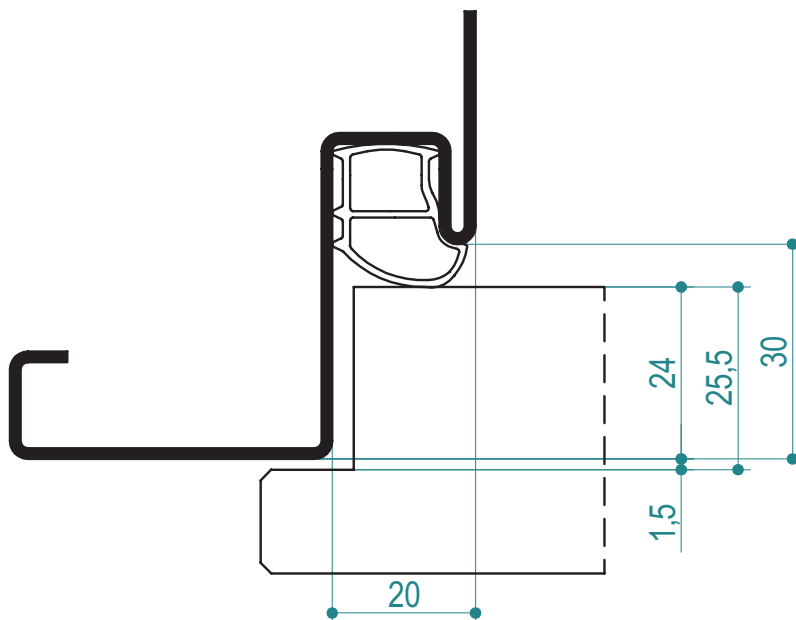
stumpfe Tür
 porta a filo senza battuta
 flush door



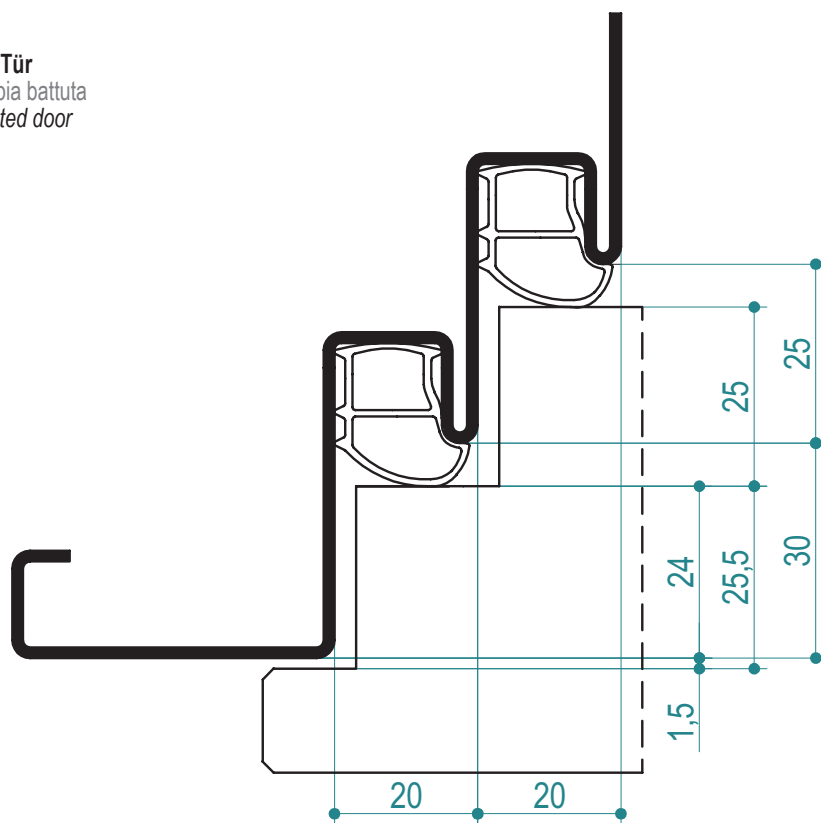
stumpf gefälzte Tür
 porta a filo con battuta
 flush rebated door



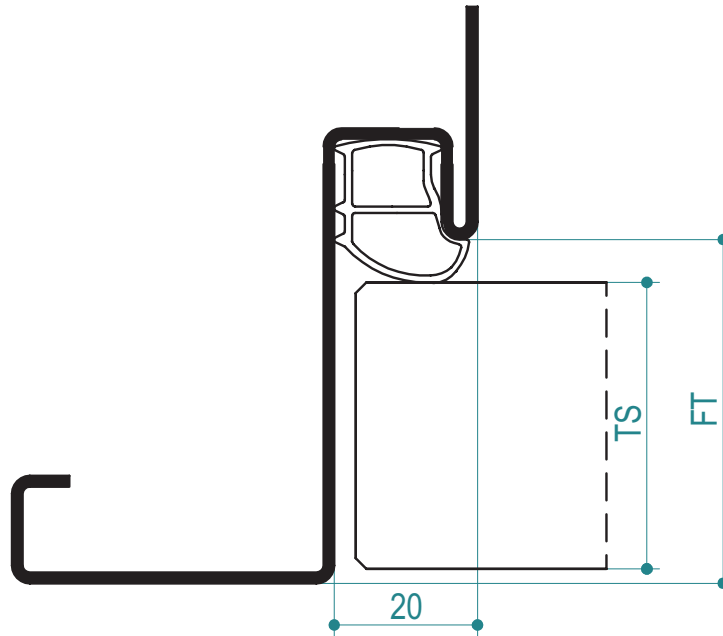
einfach gefälzte Tür
 porta con battuta
 rebated door



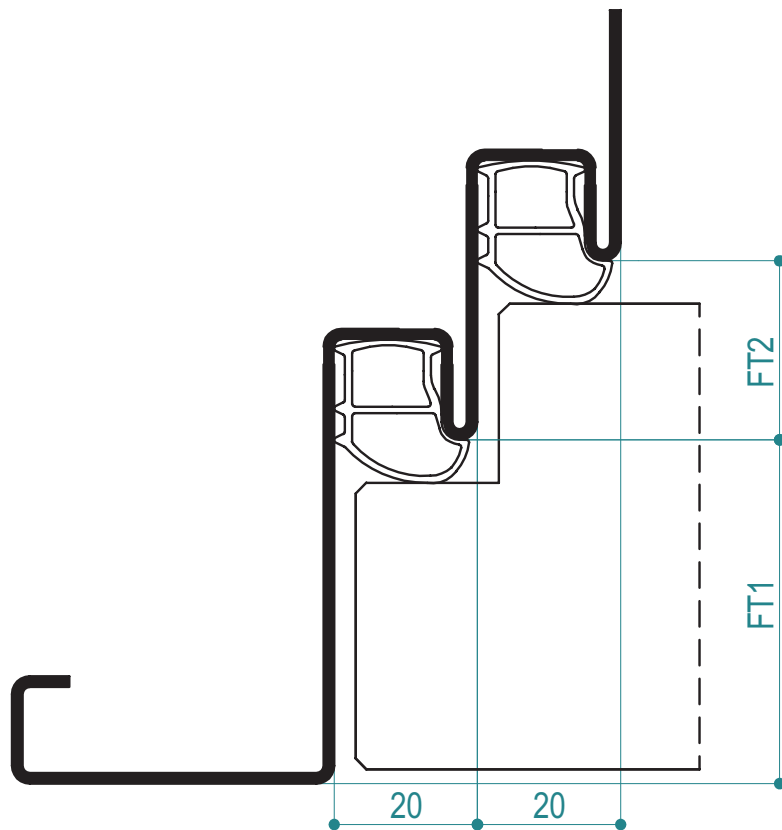
Doppelfalz Tür
 porta a doppia battuta
 double rebated door

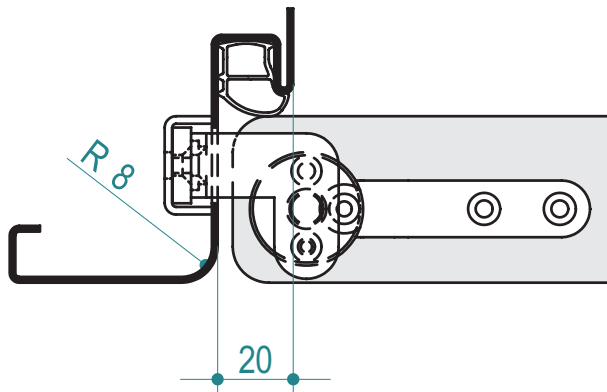


stumpfe Tür
 porta a filo senza battuta
 flush door

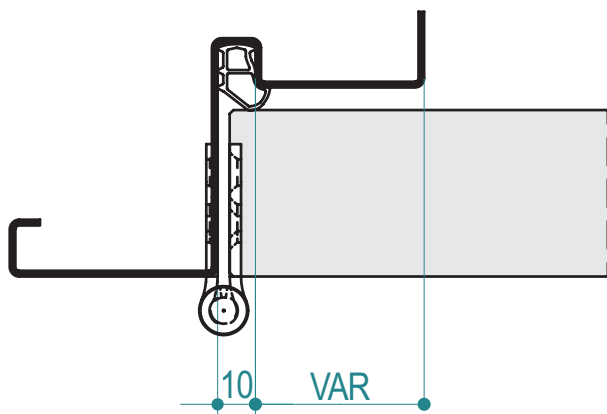
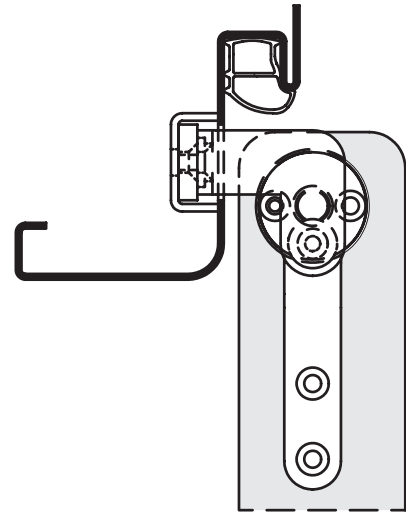


stumpf gefälzte Tür
 porta a filo con battuta
 flush rebated door





Speziell für Türblätter mit Rundkante
 Specialmente per ante con bordi raggati
 Specially for rounded edge doors



Speziell für Krankenhaustüren
 Specialmente per porte per ospedali
 Specially for Hospital-Doors

