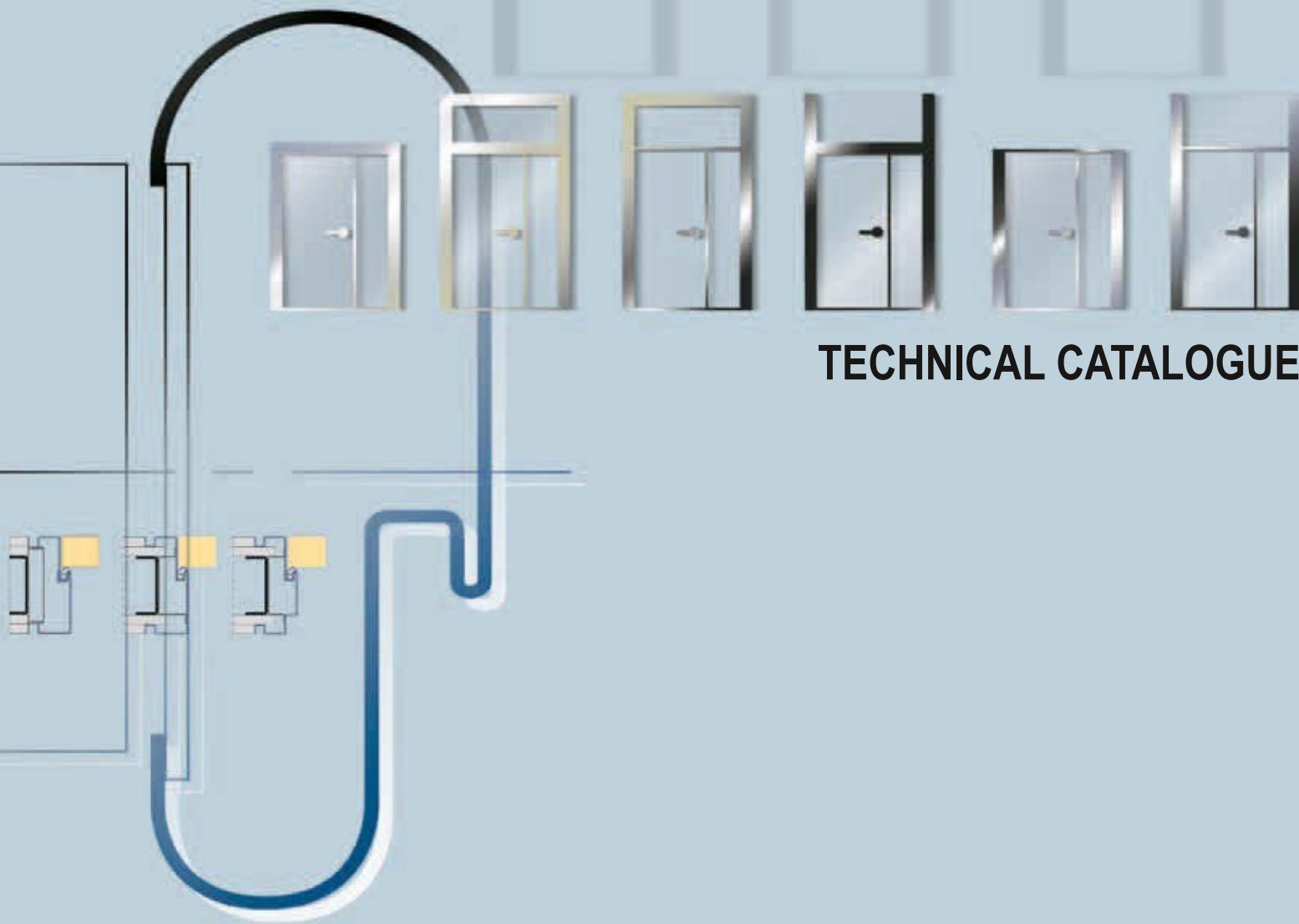


rema



TECHNICAL CATALOGUE



1. Wir über uns/ Referenzen	1. l'azienda / Referenze	1. the company/References
2. Typenübersicht	2. tipologia di casseporte	2. typical frame elevations
3. SPEED 3-teilige Schnellbauzarge	3. SPEED cassaporta in 3-pezzi per montaggio rapido	3. SPEED 3-part frame easy installation
4. S-2 2-teilige Zarge, nicht verstellbar	4. S-2 cassaporta in due pezzi, non regolabile	4. S-2 2-part frame, not adjustable
5. TELESCOP 2-teilige verstellbare Zarge	5. TELESCOP cassaporta regolabile	5. TELESCOP adjustable steel frame
6. SOLID 1-teilige Zarge MW/Mauerwerk 1-teilige Zarge GK/Trockenbauzarge	6. SOLID cassaporta in un pezzo MW/muratura cassaporta in un pezzo GK/parete in cartongesso	6. SOLID 1-part frame MW/concrete wall 1-part frame GK/stud wall
7. CORNER Eckzarge	7. CORNER cassaporta ad angolo	7. CORNER corner frame
8. BLOCK Blockzarge	8. BLOCK cassaporta per montaggio in luce	8. BLOCK frame for fixing flat in the wall
9. THZ Turnhallenzarge	9. THZ telaio speciale per palestra	9. THZ special frame for sport halls
10. DESIGN G-LINE M-LINE	10. DESIGN G-LINE M-LINE	10. DESIGN G-LINE M-LINE
11. F-LINE Fingerschutzzarge	11. F-LINE cassaporta antiinfortunistica	11. F-LINE frame with safety solution
12. DOUBLE ACTING Pendeltürzarge	12. DOUBLE ACTING cassaporta per porta a Ventola	12. DOUBLE ACTING double acting frame
13. SLIDE Schiebetürzarge v.d.W. Schiebetürzarge i.d.N. Schiebetürzarge i.d.W.	13. SLIDE scorrevole esterno parete scorrevole interno nicchia scorrevole interno parete	13. SLIDE sliding door external wall sliding door - in wall niche sliding door - internal wall
14. E-MOTION Drehschiebetür	14. E-MOTION porta rototraslante	14. E-MOTION rototraslation door system
15. Verglasungsrahmen/ Ganzglastür	15. telai per vetrate/ casseporte per porte in cristallo	15. steel frames for glazing/ steel frame for glass doors
16. Sonderelemente	16. elementi speciali	16. special frame elevations
17. Kämpferprofile/ Glashalteleisten	17. profili trasversi/ listelli fermavetro	17. transom bars/ glazing beads
18. Anwendungen/Optionals	18. applicazioni/optionals	18. applications/optionals
19. Bandsysteme	19. sistemi di cerniere	19. hinge systems
20. Schlosssysteme und Verriegelungen	20. sistemi di serrature e chiusure speciali	20. lock and access systems
21. OTS / ITS	21. OTS / ITS	21. OTS / ITS
22. Oberfläche und Materialien	22. Materiali e superfici	22. materials and surfaces
23. Allgemeine Informationen	23. informazioni tecniche generali	23. general technical informations

Die rema AG arbeitet seit über 30 Jahren im Bereich Blech- und Stahlverarbeitung und hat sich im Besonderen auf die Produktion von Stahlzargen und Profilen für den hochwertigen Innenausbau spezialisiert.

Durch unsere Flexibilität und unserem modernen Maschinenpark streben wir gemeinsam mit unseren Kunden stets die optimale Lösung und den kürzesten Liefertermin an.

rema AG ist der kompetente Spezialist in Sachen Stahlzargen und gilt vor allem als Ansprechpartner im Objektmarkt, wo neben Design auch Robustheit und Funktionalität gefordert sind.

Bestens ausgebildete Mitarbeiter, welche permanent weitergebildet und geschult werden, sowie erstklassige Rohmaterialien garantieren die hohe Qualität aller rema Produkte.

rema spa lavora da più di 30 anni nel settore della lavorazione di lamiere in metallo e si è specializzata nella produzione di casseporte e profili per l'uso interno.

Con la nostra flessibilità e macchinari di ultima generazione cerchiamo di trovare con i nostri clienti le soluzioni adatte e tempi di consegne strettissime.

rema spa è un competente specialista per casseporte in metallo e si vede soprattutto come partner per oggetti pubblici, dove è richiesto il punto di estetica, la stabilità e la funzionalità.

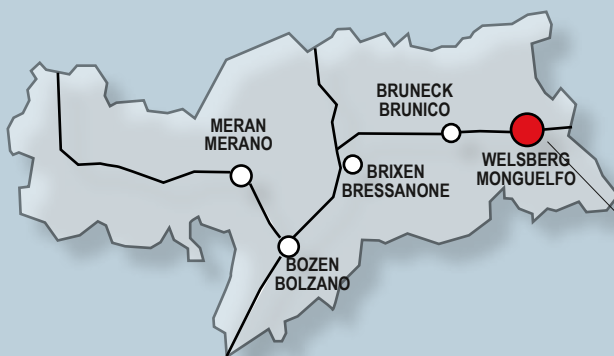
Collaboratori, che vengono addestrati continuamente e materiali di prima qualità garantiscono l'alta qualità su tutti i nostri prodotti.

rema spa has more than 30 years of experience in steelwork and is specialist in manufacturing of steel doorframes and profiles for high quality interiors.

Our flexibility and a modern train of machines gives our clients the possibility to find always the best solution and the best delivery date.

rema is the specialist for steel doorframes in public buildings, where beside design counts also the functionality.

A well trained staff with continuous professional education and first quality materials guarantee the high quality on all rema products.



Impressum:

Technische Zeichnungen:

rema AG | spa

Bahnhofstraße 22/A via Stazione

I-39035 Welsberg - Monguelfo (BZ)

Tel. 0039 0474 947 200, Fax 947 299

www.rema-online.it | E-mail info@rema-online.it

Druck: www.longogroup.it

3. Auflage 2012

Technische Änderungen vorbehalten




**Stahlzargen, Profilsysteme und Verglasungs-
rahmen für den hochwertigen Innenausbau**

**Sistemi di casseporte, profili e vetrate
per interni ad alta qualità**

***Steelframes, profiles and window systems
for high quality interiors***







rema verfügt über modernste Fertigungstechniken, um eine hohe Qualität sowie eine rationelle Produktion zu gewährleisten. rema beschäftigt heute ca. 75 bestens ausgebildete Mitarbeiter welche permanent weitergebildet und geschult werden. Dieser Katalog soll Ihnen die Planungsarbeit erleichtern. Natürlich stehen wir für weitere Informationen jederzeit zur Verfügung.


rema dispone di macchinari moderni per garantire l' altissima qualità dei prodotti a costi contenuti. rema occupa ca.75 collaboratori che vengono addestrati continuamente. Questo catalogo Vi aiuterà nella progettazione naturalmente siamo a vostra disposizione per ulteriori informazioni.

rema boasts a modern machinery park for guaranty high quality products and low costs for manufacturing. rema's number of employees is aprox 75. This staff is continously trained and educated. This catalogue will help you for planning. For more informations please contact us.

Verschiedenste Materialien und Pulverbeschichtungen mit unterschiedlichen Oberflächenstrukturen lassen nahezu unbegrenzten Gestaltungsspielraum. Selbstverständlich gehen wir auch auf Ihre persönlichen Profilwünsche ein.

Diversi materiali e verniciatura a polvere con superficie a scelta Vi lasciano possibilità quasi senza confine. Naturalmente produciamo anche profili su richiesta.

Different materials and powder-coating with various surfaces let you plan without limits. Naturally we can also make your own profile wishes.



rema hat die Möglichkeit verschiedenste Kantteile sowie Stanzteile und andere Blechverarbeitungen zu machen es gibt die Möglichkeit bis zu 4000mm lange Profile zu fertigen

rema ha la possibilità di produrre varie tipologie di profili pressopiegati e stampati. Abbiamo la possibilità di produzione per profili fino a 4000mm

rema can produce various types of bended profile and punched profiles. The possibility to produce profiles with length within 4000mm



Hospitals

Austria	Graz	KH Barmherzige Brüder
Austria	Graz	Regional Hospital
Austria	Steyr	Regional Hospital
Austria	Tulln	Donauklinikum
Austria	Vienna	AÖKH Wiener Neustadt Wilhelminenspital
Austria	Innsbruck	Frauen- und Kopfklinik Uniklinik Innsbruck
Germany	Aalen	Ostalbkrlinikum
Germany	Berlin	Rehabilitation Clinic Rudersdorf
Germany	Freiburg	Frauenklinik
Germany	Ingolstadt	University Clinic
Germany	Wurzburg	University Clinic
Germany	Düsseldorf	Zentrum Operative Medizin
Germany	Garmisch	Klinikum Garmisch Partenk.
Germany	Munich	Zahn- und Mundklinik
Germany	Heidelberg	Deutsch. Krebsforschungszent.
Greece	Saloniki	Hospital
Italy	Bologna	Ospedale Maggiore Bologna
Italy	Milan	Istituto Europeo Oncologico
Italy	Brescia	Ospedale Poliambulanza
Italy	S.Bonifacio/Verona	Ospedale
Italy	Rome	Ospedale Fabia Mater
Italy	Udine	Ospedale
Italy	Pordenone	Ospedale di Pordenone
Italy	Treviso	Ospedale Castelfranco
Italy	Forli	Ospedale Pierantoni
Italy	Firenze	Ospedale Careggi
Italy	Parma	Ospedale
Italy	Venezia	Ospedale San Lorenzo
Italy	Castelfranco	Ospedale
Italy	Venezia	Ospedale Mestre
Italy	Verona	Ospedale Borgo Trento
Jordan	Amman	Istikal Hospital
Libya	Tripoli	Sina Hospital
Russia	Sibiria	Langepass Hospital
Ireland	Dublin	St.James Clinic
Ireland	Dublin	Beacon Hospital
Ireland	Dublin	St. Vincent Hospital
Ireland	Dublin	Tallagh Hospital
Ireland	Dublin	Our Ladies Hospital
Ireland	Dublin	Ballyfermont Healthcare Unit
Ireland	Dublin	Mater Private Hospital
Ireland	Galway	Galway Clinic
Switzerland	Zürich	Tremli Spital
Switzerland	Zürich	Uniklinik
Switzerland	Sion	SUVA Hospital
Switzerland	Lausanne	CHUV University Hospital



AKH

Vienna



Ospedale Mestre

Venice



Beacon Private Hospital

Dublin




Ospedale Mestre

Venice

Swimming and Wellness Areas

Austria	Längenfeld/Sölden	Acquadome
Austria	Frauenkirchen	Thermenresort Seewinkel
Italy	Bressanone	Acquarena
Italy	San Candido	Acquafun
Italy	Brunico	Cron 4
Italy	Merano	Therme di Merano
Italy	Comano	Therme di Comano
Italy	Levico	Therme di Levico
Italy	Bagno Vignoni -Siena	Adler Therme spa



Hotel Andreus



Merano

Hotel / Restaurants

Austria	Kitzbühel	Schloßhotel Arosa
Austria	Seewinkel	Thermenresort
Germany	Berlin	Forum Hotel
Germany	Berlin	Sandic Hotel
Germany	Munich	Novotel Airport München
Germany	Stuttgart	Dormero Hotel
Italy	Assisi	Hotel il Castello
Italy	Gardena	Hotel Adler
Italy	Milan	Star Hotel
Italy	Sestrierè	Hotel Dora
Italy	Merano	Thermenhotel Steigenberger
Italy	Passeier	Hotel Andreus
Portugal	Lissabon	Holmes Place Health Club
Portugal	Porto	Holmes Place Plaza
Russia	Moscow	Ducat Plaza Hotel
Slovenia	Podcetrtek	Hotel Olimia
Saudi Arabia	Jeddah	Intercontinental Hotel
Switzerland	Various cities	Mc Donalds Rest.
Switzerland	Geneve	IBIS
Switzerland	Lausanne	Mövenpick
Switzerland	St. Moritz	Kempinski Grand Hotel
Switzerland	St. Moritz	Kempinski Residence
Turkey	Istanbul	Holiday Inn Hotel
Turkey	Ankara	Sheraton Hotel
Turkey	Ankara	Ramada Hotel
Ukraine	Kiew	Radisson



Kempinski Residence

St.Moritz



Adler Thermae

Toskana



Grand Hotel Kempinski

St.Moritz

Office Buildings

Germany	Ingolstadt	Audi Versuchszentrum
Germany	Berlin	BMW
Germany	Wolfsburg	Volkswagen AG
Germany	Dusseldorf	Deutsche Telecom
Germany	Düsseldorf	Vodafone
Germany	Hamburg	Tschibo Cafe
Germany	Munich	DASA Deutsche Aerospace
Germany	Munich	Alliance Versicherung
Germany	Nurnberg	Adidas World of Sports
Germany	Munich	Bayrische Versicherungskammer
Germany	Berlin	Sony Center
Germany	Baunatal	Volkswagen AG
Germany	Bremen	MAN Trucknology
Germany	Munich	City Tower
Germany	Frankfurt	Access Tower
Germany	Berlin / Hamburg	Axel Springer Verlag
Germany	Hamburg	Eurogate
Germany	Leipzig	Infineon
Germany	Wiesbaden	Statistisches Bundesamt
Greece	Athens	AEG Head Office Greece
France	Paris	Sanofi
France	Saran	Cigma Saran
France	Paris	L'oreal
Croatia	Zagreb	Croatia Osiguranje
Austria	Hall in Tirol	Tilak Competence Center
Austria	Scheibbs	Bezirkshauptmannschaft Scheibbs
Austria	Vienna	Skyline
Romania	Bukarest	BMW Bukarest
Italy	Rimini	Nuova Fiera di Rimini
Hungary	Budapest	Netherlands Embassy
Hungary	Budapest	Japan Embassy
Hungary	Budapest	American Embassy
Hungary	Budapest	Ministry of Foreign Affairs
Ireland	Dublin	Hewlett Packard
Ireland	Belfast	Bailey's Office Building
Ireland	Cork	Johnson & Johnson
Ireland	Dublin	Agricult. State Department
Italy	L' Aquila	Texas Instruments
Italy	Padova	TIM Telecom Italia
Italy	Milan	Pirelli
Italy	Milan	Siemens
Italy	Milan	AGIP
Italy	Milan	3 M
Italy	Rome	RAI Televisione Italiana
Italy	Venice	Generali Assicurazioni
Italy	Milano	Teatro alla scala
Italy	Aviano	Military Base Office Buildings
Italy	Rimini	Nuova Fiera di Rimini
Italy	Rimini	Congress Center
Saudi Arabia	Jeddah	Chamber of commerce
Portugal	Lissabon	Quinta da Fonte Office Park
U.K.	London	The Dome Arena
Switzerland	Genf	Cartier Headquarter
Belgium	Bruxelles	Alcatel



SEW Eurodrive

Bruchsal



Acquarena

Bressanone



Sony Center

Berlin



Gelsenwasser

Gelsenkirchen

Stadium

Italy	Torino	Palahockey Olympicor
Italy	Torino	Olympic Biathlon Center
Italy	Padova	Football stadium
Italy	Bologna	Football stadium
Italy	Bologna	Sport Center Casalecchio di Reno
Germany	Furth	Sportpark Nord-West
Ireland	Dublin	Aviva Stadium

Airports

Germany	Leipzig	Airport Tower
Germany	Munich	Novotel Muc Airport
Germany	Munich	International Airport
Germany	Frankfurt	Fraport Center
Germany	Berlin	BBI Berlin Brandenburg International Airport
Germany	Bremen	Airportcenter
Germany	Nürnberg	International Airport
Greece	Athens	International Airport
Ireland	Shannon	International Airport
Italy	Milan	Malpensa 2000
Italy	Brescia	American Air Base
Italy	Aviano	American Air Base
Italy	Ancona	Aereoporto Falconara
Russia	Moscow	Domododovo Airport
Switzerland	Sion	Military Airport
U.K.	Mancester	National Air Traffic Control
U.K.	London	Heathrow Terminal 3
Qatar	Doha	Doha International Airport



Aviva Stadium

Dublin



Airport Franz Josef Strauss

Munich



Universities / Schools

Germany	Munich	University
Germany	Dortmund	Max Planck Institut
Germany	Heidelberg	German Cancer-Research Centre
Germany	Heidelberg	University of Heidelberg
Iraq	Various cities	16 agricultural schools
Italy	Maranello	Asilo di Maranello
Italy	Padova	Universita Agripolis
Italy	Pavia	Universita di Pavia
Italy	Verona	Universita di Verona
Italy	Bressanone	University of Bressanone
Italy	Bolzano	University of Bolzano
Italy	Trento	University of Trento
Italy	Venice	University of Venice
Ireland	Cork	University of Cork
Ireland	Dublin	University of Dublin
Ireland	Dublin	Trinity College
Russia	Kogalin	Art School
Saudi Arabia	Riyadh	Princess Nora Bint Abdulrahmen University
U.K.	Essex	South Essex College

Others

Italy	Pesaro	Tribunale di Pesaro
Italy	Milan	Scala di Milano
Switzerland	Campione d'Italia	Casinó Campione d' Italia
Austria	Vienna	Lugner City Cinema
Germany	Siegen	Apollo Theater
Germany	Stuttgart	Neue Landesmesse Baden-Württemberg
Germany	Stuttgart	Porsche Museum

Banks

Austria	Vienna	National Bank
Italy	Milan	Monte Paschi di Siena
Russia	Moscow	Citibank Moscow
Russia	Moscow	Credit Suisse
Russia	Moscow	International Moscow Bank
U.K.	London	Citibank
U.K.	London	Deutsche Bank
Latvia	Vilnius	Hansabankas
Germany	Eschborn	Deutsche Börse
Germany	Frankfurt	Deutsche Bank
Germany	Frankfurt	European Central Bank
Germany	Karlsruhe	L-Bank
Germany	Karlsruhe	Volksbank


Housing Projects

Austria	Lienz/Nussdorf	200 Appartements
Austria	Vienna	Wiener Wohnen
Germany	Hamburg	Rahlstedt Housing Project
Italy	Sicili	Military Housing Project
Libya	Brega	5.000 Houses New Town
Nigeria	Bonny Island	1.500 Houses



Südwes LB

Stuttgart



Various Cruise Liners

Genove



Hochschule für Gestaltung



Karlsruhe

Postbank

Bonn



Klinikum Nette Gut

Weißenthurm



Klinikum Nette Gut

Weißenthurm



Skyline Stadttorbögen

Vienna



Skyline Stadttorbögen

Vienna



Burda Medienpark

Offenbach



Lugner City Kino

Vienna



1. Wir über uns/ Referenzen	1. l'azienda / Referenze	1. the company/References
2. Typenübersicht	2. tipologia di casseporte	2. typical frame elevations
3. SPEED 3-teilige Schnellbauzarge	3. SPEED cassaporta in 3-pezzi per montaggio rapido	3. SPEED 3-part frame easy installation
4. S-2 2-teilige Zarge, nicht verstellbar	4. S-2 cassaporta in due pezzi, non regolabile	4. S-2 2-part frame, not adjustable
5. TELESCOP 2-teilige verstellbare Zarge	5. TELESCOP cassaporta regolabile	5. TELESCOP adjustable steel frame
6. SOLID 1-teilige Zarge MW/Mauerwerk 1-teilige Zarge GK/Trockenbauzarge	6. SOLID cassaporta in un pezzo MW/muratura cassaporta in un pezzo GK/parete in cartongesso	6. SOLID 1-part frame MW/concrete wall 1-part frame GK/stud wall
7. CORNER Eckzarge	7. CORNER cassaporta ad angolo	7. CORNER corner frame
8. BLOCK Blockzarge	8. BLOCK cassaporta per montaggio in luce	8. BLOCK frame for fixing flat in the wall
9. THZ Turnhallenzarge	9. THZ telaio speciale per palestra	9. THZ special frame for sport halls
10. DESIGN G-LINE M-LINE	10. DESIGN G-LINE M-LINE	10. DESIGN G-LINE M-LINE
11. F-LINE Fingerschutzzarge	11. F-LINE cassaporta antiinfortunistica	11. F-LINE frame with safety solution
12. DOUBLE ACTING Pendeltürzarge	12. DOUBLE ACTING cassaporta per porta a Ventola	12. DOUBLE ACTING double acting frame
13. SLIDE Schiebetürzarge v.d.W. Schiebetürzarge i.d.N. Schiebetürzarge i.d.W.	13. SLIDE scorrevole esterno parete scorrevole interno nicchia scorrevole interno parete	13. SLIDE sliding door external wall sliding door - in wall niche sliding door - internal wall
14. E-MOTION Drehschiebetür	14. E-MOTION porta rototraslante	14. E-MOTION rototraslation door system
15. Verglasungsrahmen/ Ganzglastür	15. telai per vetrate/ casseporte per porte in cristallo	15. steel frames for glazing/ steel frame for glass doors
16. Sonderelemente	16. elementi speciali	16. special frame elevations
17. Kämpferprofile/ Glashalteleisten	17. profili trasversi/ listelli fermavetro	17. transom bars/ glazing beads
18. Anwendungen/Optionals	18. applicazioni/optionals	18. applications/optionals
19. Bandsysteme	19. sistemi di cerniere	19. hinge systems
20. Schlosssysteme und Verriegelungen	20. sistemi di serrature e chiusure speciali	20. lock and access systems
21. OTS / ITS	21. OTS / ITS	21. OTS / ITS
22. Oberfläche und Materialien	22. Materiali e superfici	22. materials and surfaces
23. Allgemeine Informationen	23. informazioni tecniche generali	23. general technical informations

Via stazione 22/A, I-39035 Monguelfo (BZ)
Tel. +39 0474 947 200, Fax 947 299
www.rema-online.it E-mail info@rema-online.it

Um allen Anforderungen und Bedürfnissen gerecht zu werden bietet rema eine große Auswahl an Zargentypen an. Als Drehflügeltüren, 1 oder 2 flügelig Schiebetüren, Oberlicht oder Seitenlichtzargen, Oberpaneelzargen um nur einige zu nennen.

Sollten Sie Ihre spezielle Sonderzarge in der Typenübersicht nicht finden kontaktieren Sie bitte unseren Verkaufsservice.

Rema propone una vasta gamma di tipologie di casseporte per poter rispondere alle varie esigenze.

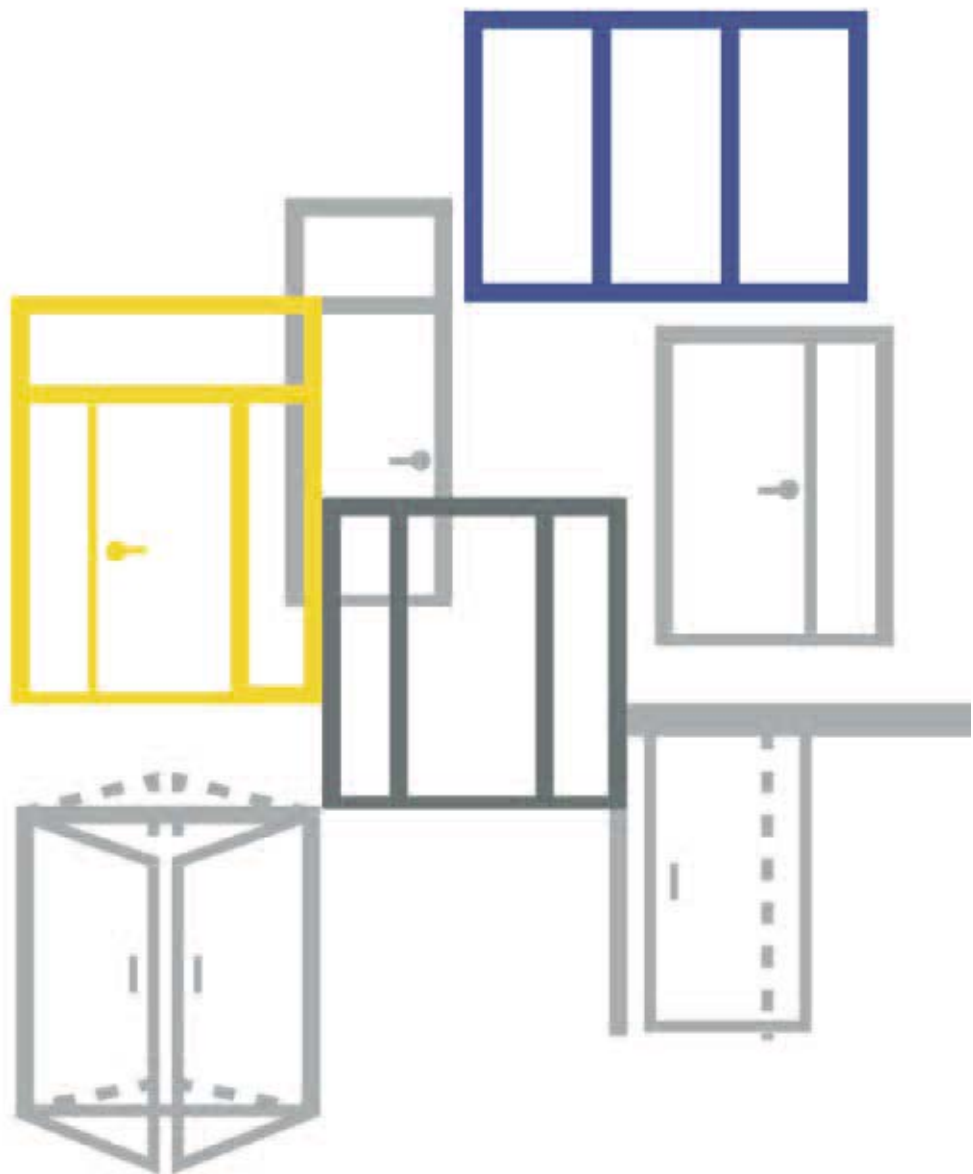
Per porte a una o due ante, porte scorrevoli, sopra luce oppure luce laterale, per pannello superiore, questi sono solamente alcune delle ns. possibilità.

Per tipologie speciali non indicati nella tabella delle tipologie Vi preghiamo di contattare il ns. servizio vendite.







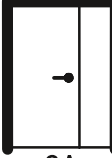

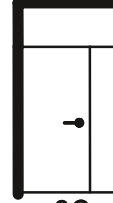


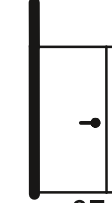
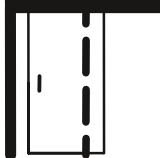

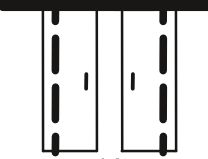

rema is offering a complete range of typical frame elevations.






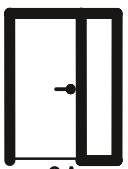


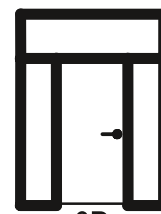
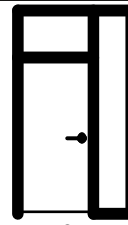
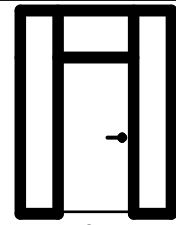
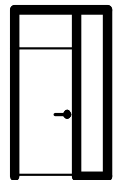





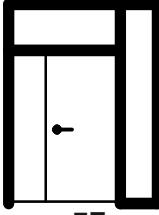
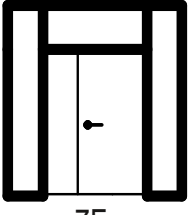
Frames for single or double leaf doors, sliding doors, fanlight or sidelight frames, over panel frames, to show only some of our possibilities.

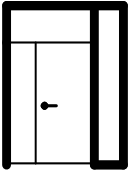
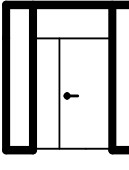










For special frames elevations please contact our sales service.



Via stazione 22/A, I-39035 Mongueifo (BZ)
Tel. +39 0474 947 200, Fax 947 299
www.rema-online.it E-mail info@rema-online.it

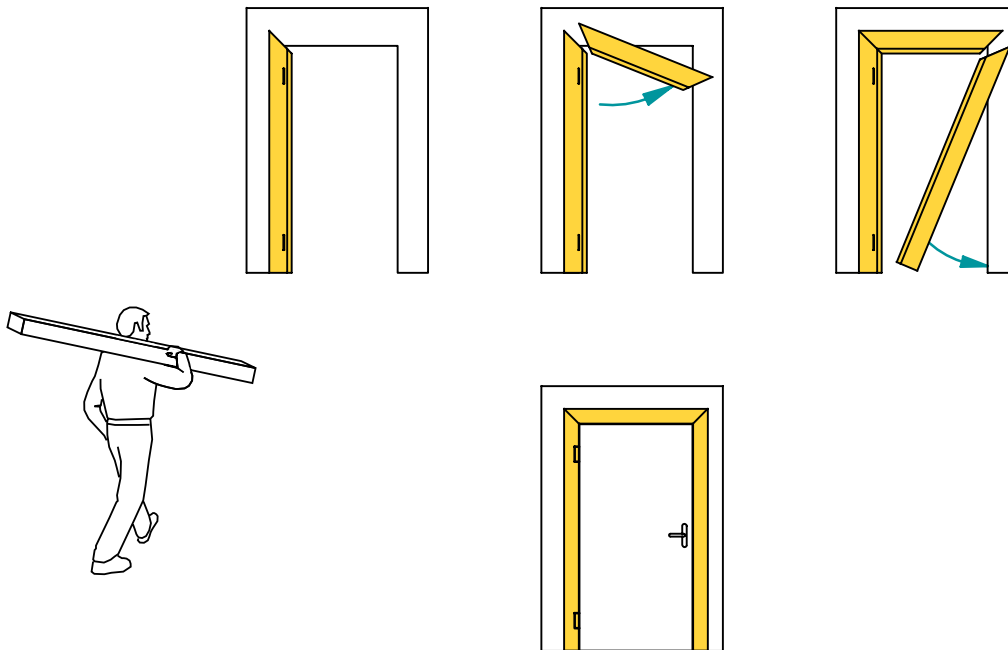
 <p>1A</p> <p>für 1 flügelige Tür per porta a un'anta for single door</p>	 <p>1B</p> <p>für einflügelige Tür mit Oberlichte per porta a un'anta con sopraluce for single door with fanlight</p>	 <p>1C</p> <p>für einflügelige Tür vorgefertigt für Oberpaneel per porta a un'anta pre-disposto per pannello sopraluce for single door with preparing for overhead paneel</p>	 <p>1D</p> <p>für einflügelige Tür mit Oberlichte ohne Oberteil per porta a un'anta con sopraluce senza traverso superiore for single door with fanlight without head</p>	 <p>1E</p> <p>für einflügelige Tür, ohne Zargenoberteil per porta a un'anta senza traverso superiore for single door without head</p>	 <p>1F</p> <p>für einflügelige Tür vorgefertigt für Oberpaneel ohne Zargenoberteil per porta a un'anta pre-disposto per pannello sopraluce senza traverso superiore for single door with preparing for overhead paneel without head</p>
 <p>2A</p> <p>für zweiflügelige Tür per porta a due ante for double door</p>	 <p>2B</p> <p>für zweiflügelige Tür mit Oberlichte per porta a due ante con sopraluce for double door with fanlight</p>	 <p>2C</p> <p>für zweiflügelige Tür vorgefertigt für Oberpaneel per porta a due ante pre-disposto per pannello sopraluce for double door with preparing for overhead paneel</p>	 <p>2D</p> <p>für zweiflügelige Tür mit Oberlichte ohne Oberteil per porta a due ante con sopraluce senza traverso superiore for double door with fanlight without head</p>	 <p>2E</p> <p>für zweiflügelige Tür, ohne Zargenoberteil per porta a due ante senza traverso superiore for double door without head</p>	 <p>2F</p> <p>für zweiflügelige Tür vorgefertigt für Oberpaneel ohne Zargenoberteil per porta a due ante pre-disposto per pannello sopraluce senza traverso superiore for double door with preparing for overhead paneel without head</p>
 <p>3A</p> <p>für einflügelige Schiebetür vor der Wand per porta scorrevole esterno parete ad un'anta for sliding door, external wall, single leaf</p>	 <p>3B</p> <p>für einflügelige Schiebetür in der Wand per porta scorrevole interno parete ad un'anta for sliding door, inside wall, single leaf</p>				
 <p>4A</p> <p>für zweiflügelige Schiebetür vor der Wand per porta scorrevole esterno parete a due ante for sliding door, external wall, double leaf</p>	 <p>4B</p> <p>für zweiflügelige Schiebetür in der Wand per porta scorrevole interno parete a due ante for sliding door, inside wall, double leaf</p>				

 <p>5A</p> <p>Verglasungsrahmen Telaio per vetrata <i>Window screen</i></p>	 <p>5B</p> <p>Verglasungsrahmen mit 2 Glasfeldern Telaio per vetrata a due partizioni <i>Window screen with two glass fields</i></p>	 <p>5C</p> <p>Verglasungsrahmen mit 3 Glasfeldern Telaio per vetrata a tre partizioni <i>Window screen with three glass fields</i></p>	 <p>5D</p> <p>Verglasungsrahmen mit 1 Seitenlichte u. Oberlichte Telaio per vetrata con vetro laterale e sopra luce <i>Window screen with 1 sidelight and fanlight</i></p>	 <p>5E</p> <p>Verglasungsrahmen mit 2 Seitenlichtern u. Oberlichte Telaio per vetrata con 2 vetri laterali e sopra luce <i>Window screen with 2 sidelight and fanlight</i></p>	
 <p>6A</p> <p>Zarge für 1-flügelige Tür mit Seitenlichte 1 seitig Telaio per porta ad un' anta con luce laterale su un lato <i>Frame for single door with sidelight 1 side</i></p>	 <p>6B</p> <p>Zarge für 1-flügelige Tür mit Seitenlichte 2 seitig Telaio per porta ad un' anta con luce laterale su due lati <i>Frame for single door with sidelight 2 side</i></p>	 <p>6C</p> <p>Zarge für 1-flügelige Tür mit Seitenlichte 1 seitig und Oberlichte Telaio per porta ad un' anta con luce laterale su un lato e sopra luce <i>Frame for single door with sidelight 1 side and fanlight</i></p>	 <p>6D</p> <p>Zarge für 1-flügelige Tür mit Seitenlichte 2 seitig und Oberlichte Telaio per porta ad un' anta con luce laterale su due lati e sopra luce <i>Frame for single door with sidelight 2 side and fanlight</i></p>	 <p>6E</p> <p>Zarge für 1-flügelige Tür mit Seitenlichte 1 seitig und Oberlichte Telaio per porta ad un' anta con luce laterale su un lato e sopra luce <i>Frame for single door with sidelight 1 side and fanlight</i></p>	 <p>6F</p> <p>Zarge für 1-flügelige Tür mit Seitenlichte 2 seitig und Oberlichte Telaio per porta ad un' anta con luce laterale su due lati e sopra luce <i>Frame for single door with sidelight 2 side and fanlight</i></p>
 <p>6G</p> <p>Zarge für 1-flügelige Tür mit Seitenlichte 1 seitig vorgerichtet für Oberpaneel Telaio per porta ad un' anta con luce laterale su un lato predisposizione per sopra luce <i>Frame for single door with sidelight 1 side and with preparing for overpaneel</i></p>	 <p>6H</p> <p>Zarge für 1-flügelige Tür mit Seitenlichte 2 seitig vorgerichtet für Oberpaneel Telaio per porta ad un' anta con luce laterale su due lati predisposizione per sopra luce <i>Frame for single door with sidelight 2 side and with preparing for overpaneel</i></p>				
 <p>7A</p> <p>Zarge für 2-flügelige Tür mit Seitenlichte 1 seitig Telaio per porta a due ante con luce laterale su un lato <i>Frame for double door with sidelight 1 side</i></p>	 <p>7B</p> <p>Zarge für 2-flügelige Tür mit Seitenlichte 2 seitig Telaio per porta a due ante con luce laterale su due lati <i>Frame for double door with sidelight 2 side</i></p>	 <p>7C</p> <p>Zarge für 2-flügelige Tür mit Seitenlichte 1 seitig und Oberlichte Telaio per porta a 2 ante con luce laterale su un lato e sopra luce <i>Frame for double door with sidelight 1 side and fanlight</i></p>	 <p>7D</p> <p>Zarge für 2-flügelige Tür mit Seitenlichte 2 seitig und Oberlichte Telaio per porta a due ante con luce laterale su due lati e sopra luce <i>Frame for double door with sidelight 2 side and fanlight</i></p>	 <p>7E</p> <p>Zarge für 2-flügelige Tür mit Seitenlichte 1 seitig und Oberlichte Telaio per porta a due ante con luce laterale su un lato e sopra luce <i>Frame for double door with sidelight 1 side and fanlight</i></p>	 <p>7F</p> <p>Zarge für 2-flügelige Tür mit Seitenlichte 2 seitig und Oberlichte Telaio per porta a due ante con luce laterale su due lati e sopra luce <i>Frame for double door with sidelight 2 side and fanlight</i></p>

 <p>7G Zarge für 2-flügelige Tür mit Seitenlichte 1 seitig und Oberpaneel Telaio per porta a due ante con luce laterale su un lato e predisposizione per pannello sopra luce <i>Frame for double door with sidelight 1 side and with preparing for overpanel</i></p>	 <p>7H Zarge für 2-flügelige Tür mit Seitenlichte 2 seitig und Oberpaneel Telaio per porta a due ante con luce laterale su due lati e predisposizione per pannello sopra luce <i>Frame for double door with sidelight 2 side and with preparing for overpanel</i></p>				
 <p>8A 4-seitig umlaufende Türzarge für 1 flügelige Tür Telaio a 4 lati per porta ad un'anta <i>4-sided frame for single door</i></p>	 <p>8B 4-seitig umlaufende Türzarge für 1 flügelige Tür mit Oberlicht Telaio a 4 lati per porta ad un'anta con sopra luce <i>4-sided frame for single door with fanlight</i></p>	 <p>8C 4-seitig umlaufende Türzarge für 1-flügelige Tür vorgerichtet für Oberpaneel Telaio a 4 lati per porta ad un'anta con predisposizione per pannello sopra luce <i>4-sided frame for single door with preparing for overpanel</i></p>	 <p>9A 4-seitig umlaufende Türzarge für 2 flügelige Tür Telaio a 4 lati per porta a due ante <i>4-sided frame for double door</i></p>	 <p>9B 4-seitig umlaufende Türzarge für 2 flügelige Tür mit Oberlicht Telaio a 4 lati per porta a due ante con sopra luce <i>4-sided frame for double door with fanlight</i></p>	 <p>9C 4-seitig umlaufende Türzarge für 2-flügelige Tür vorgerichtet für Oberpaneel Telaio a 4 lati per porta a due ante con predisposizione per pannello sopra luce <i>4-sided frame for double door with preparing for overpanel</i></p>
 <p>10 A Pendeltürzarge 1-flügelig Telaio per porta a vento ad anta singola <i>Double acting doorframe for single door</i></p>	 <p>11 A Pendeltürzarge 2-flügelig Telaio per porta a vento ad due ante <i>Double acting doorframe for double door</i></p>				
 <p>12 A Falldtür Porta a libro <i>Foldung door</i></p>	 <p>13 A Drehschiebetür Porta ROTOTRASLANTE <i>Roto door</i></p>				



1. Wir über uns/ Referenzen	1. l'azienda / Referenze	1. the company/References
2. Typenübersicht	2. tipologia di casseporte	2. typical frame elevations
3. SPEED 3-teilige Schnellbauzarge	3. SPEED cassaporta in 3-pezzi per montaggio rapido	3. SPEED 3-part frame easy installation
4. S-2 2-teilige Zarge, nicht verstellbar	4. S-2 cassaporta in due pezzi, non regolabile	4. S-2 2-part frame, not adjustable
5. TELESCOP 2-teilige verstellbare Zarge	5. TELESCOP cassaporta regolabile	5. TELESCOP adjustable steel frame
6. SOLID 1-teilige Zarge MW/Mauerwerk 1-teilige Zarge GK/Trockenbauzarge	6. SOLID cassaporta in un pezzo MW/muratura cassaporta in un pezzo GK/parete in cartongesso	6. SOLID 1-part frame MW/concrete wall 1-part frame GK/stud wall
7. CORNER Eckzarge	7. CORNER cassaporta ad angolo	7. CORNER corner frame
8. BLOCK Blockzarge	8. BLOCK cassaporta per montaggio in luce	8. BLOCK frame for fixing flat in the wall
9. THZ Turnhallenzarge	9. THZ telaio speciale per palestra	9. THZ special frame for sport halls
10. DESIGN G-LINE M-LINE	10. DESIGN G-LINE M-LINE	10. DESIGN G-LINE M-LINE
11. F-LINE Fingerschutzzarge	11. F-LINE cassaporta antiinfortunistica	11. F-LINE frame with safety solution
12. DOUBLE ACTING Pendeltürzarge	12. DOUBLE ACTING cassaporta per porta a Ventola	12. DOUBLE ACTING double acting frame
13. SLIDE Schiebetürzarge v.d.W. Schiebetürzarge i.d.N. Schiebetürzarge i.d.W.	13. SLIDE scorrevole esterno parete scorrevole interno nicchia scorrevole interno parete	13. SLIDE sliding door external wall sliding door - in wall niche sliding door - internal wall
14. E-MOTION Drehschiebetür	14. E-MOTION porta rototraslante	14. E-MOTION rototraslation door system
15. Verglasungsrahmen/ Ganzglastür	15. telai per vetrate/ casseporte per porte in cristallo	15. steel frames for glazing/ steel frame for glass doors
16. Sonderelemente	16. elementi speciali	16. special frame elevations
17. Kämpferprofile/ Glashalteleisten	17. profili trasversi/ listelli fermavetro	17. transom bars/ glazing beads
18. Anwendungen/Optionals	18. applicazioni/optionals	18. applications/optionals
19. Bandsysteme	19. sistemi di cerniere	19. hinge systems
20. Schlosssysteme und Verriegelungen	20. sistemi di serrature e chiusure speciali	20. lock and access systems
21. OTS / ITS	21. OTS / ITS	21. OTS / ITS
22. Oberfläche und Materialien	22. Materiali e superfici	22. materials and surfaces
23. Allgemeine Informationen	23. informazioni tecniche generali	23. general technical informations



rema SPEED Zargen werden in 3 Teilen geliefert und sind wegen des geringen Volumen besonders vorteilhaft für den Transport, Lagerung und Handling auf der Baustelle. Die einfache und schnelle Montage der Zargen bietet weitere Vorteile.

rema SPEED Zargen werden auf fertige Wand und Boden montiert. Dadurch kann die Montage zusammen mit dem Türblatt ausgeführt werden. Man hat mehr Zeit für den Zargeneinbau zur Verfügung.

- alle Band- und Schließsysteme erhältlich
- Oberfläche pulverbeschichtet nach RAL
- viele Profilauswahlmöglichkeiten

rema SPEED Zargen sind auch für folgende Anwendungen erhältlich:

- für Brandschutztüren
- für Strahlenschutz Türen
- für Schallschutz Türen

rema SPEED Zargen sind in der Wandstärke nicht verstellbar. Daher muß bei der Bestellung unbedingt auf die genaue Angabe der Wandstärke geachtet werden.

casseporte rema SPEED vengono fornite in 3 pezzi e sono così molto comodi per il trasporto, stoccaggio e per la distribuzione in cantiere.

Un altro vantaggio delle casseporte rema SPEED è la posa in opera semplicissima e rapida. Il montaggio avviene su parete e pavimento finito e viene eseguito insieme al battente.

- disponibile per tutta la gamma di cerniere e serrature proposte da rema
- superficie verniciata a polveri epossidiche
- tanti varianti di profili

casseporte rema SPEED sono disponibili anche nelle seguenti versioni:

- per porte antincendio
- per porte antiraggi
- per porte ad isolamento acustico

casseporte rema SPEED non sono regolabili nello spessore muro. Si raccomanda di comunicare lo spessore parete con precisione.

rema SPEED frames are made in 3 pieces. The vantage of this knock down frame is the easy transport, stockage and handling on site.

Another advantage of rema SPEED frames is the easy and rapid installation. The installation of the frame is made in the same time with the door leaf.

- available for all rema hinge and lock systems
- powder coated surface
- many profil optional

rema SPEED frames are also available for the following applications :

- for fire rated doors
- for x-ray doors
- for sound proof doors

rema SPEED frames are not adjustable in the wall thickness. rema recommends to comunicate the exact wall thickness when ordering.

3-teilige rema Stahlzarge Modell SPEED, Wandstärke nicht verstellbar
zur nachträglichen Montage auf fertiger Wand
Zarge mit verschraubten Ecken

Profil (Auswahl aus rema Profilvariante)
für gefälztes Türblatt; Falztiefe (FT)...mm
für stumpfes Türblatt; Türblattstärke (TS)...mm
für doppelt gefälztes Türblatt (FT1) ...mm (FT2)...mm
für Ganzglastür 8mm oder 10mm

Material: verzinktes Stahlblech 1,5mm oder 2,0mm
bzw. Edelstahl V2A
oder V4A 1,5mm
oder 2,0mm

Oberfläche: pulverbeschichtet RAL...
oder bei Edelstahl geschliffen K220
bzw. gebürstet Scotch Brite

Hohlkammerdichtung C1397 grau oder schwarz

2 oder mehr Bandunterkonstruktionen Modell ...

verstellbares rema Edelstahlschliessblech mit
Mauerschuttkasten

Wandbefestigung mittels Klemmbügel oder
Hutanker

telaio rema modello SPEED, in tre pezzi,
spessore muro non regolabile
per montaggio su parete finita
telaio con angoli avvitati

profilo (scelta della gamma di profili rema)
per porta a battuta; profondità battuta (FT)...mm
per porta a filo; spessore pannello (TS)...mm
per porta a doppia battuta (FT1) ...mm (FT2)...mm
per anta in vetro spessore 8mm oppure 10mm

materiale: Lamiera zincata 1,5mm oppure 2,0mm
oppure lamiera INOX AISI304
oppure AISI316 spessore 1,5mm
oppure 2,0mm

superficie: verniciato a polveri RAL...
per telaio Inox satinato Scotch Brite
oppure K220

guarnizione C1397 grigio oppure nero

2 oppure più predisposizioni per cerniera modello...

incontro serratura regolabile rema in acciaio Inox

fissaggio con morsetto oppure staffa „U“

rema steel frame type SPEED, 3-part frame, wall thickness not adjustable
for installation on finished existing wall
frame with screwed corners

profile (choose from the rema profile range)
for rebated door; rebate size (FT)...mm
for flush door; leaf thickness (TS)...mm
for double rebated door (FT1) ...mm (FT2)...mm
for glass door 8mm or 10mm

material: galvanized steel sheet 1,5mm or 2,0mm
or Stainless steel sheet V2A
or V4A 1,5mm
or 2,0mm

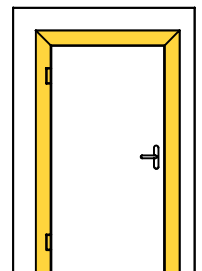
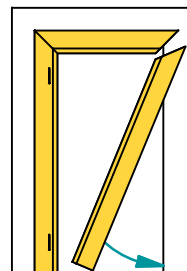
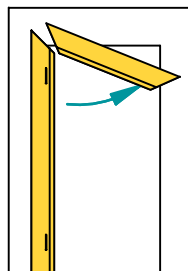
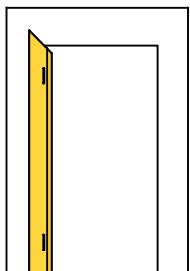
surface: powder coated RAL...
for stainless steel satinated K220
or Scotch Brite

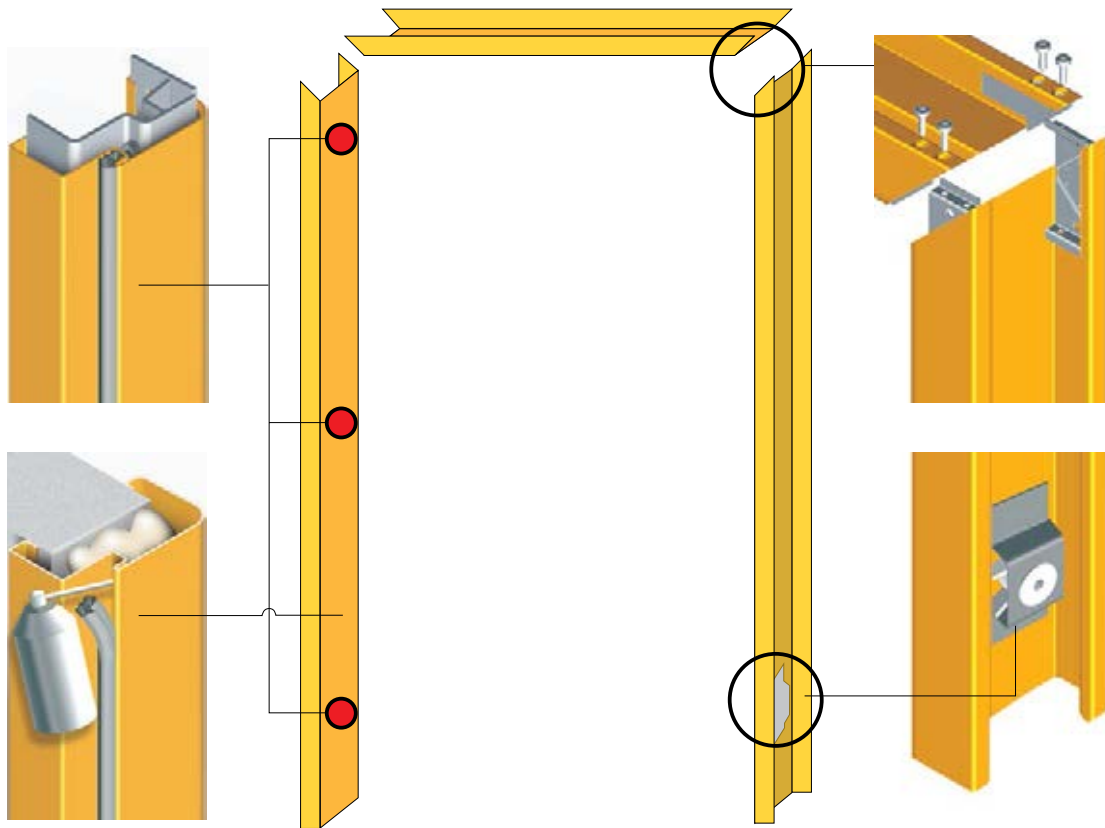
rubber seal C1397 grey or black

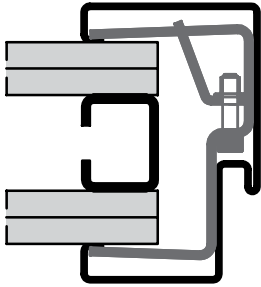
2 or more hinge preps for model...

registrable rema stainless steel lock strike plate

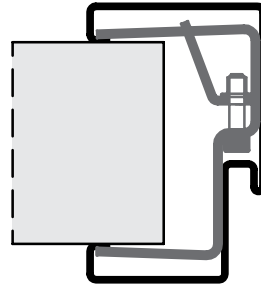
fixing with clamps or „U“ bracket



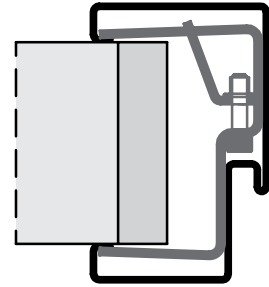




auf Gipswand
su parete in cartongesso
stud / gypsum wall

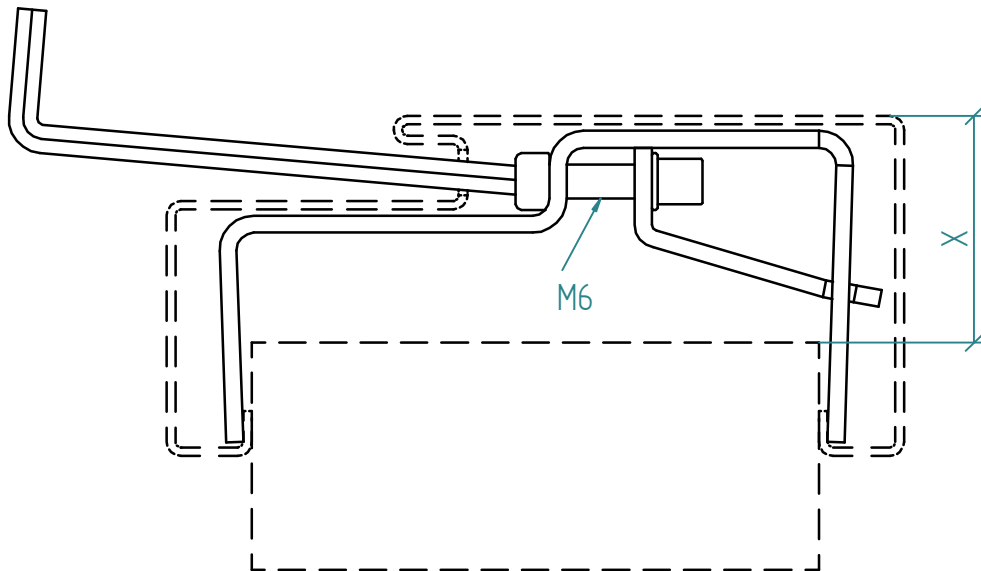


auf fertiger Wand
su parete finita
on finished wall

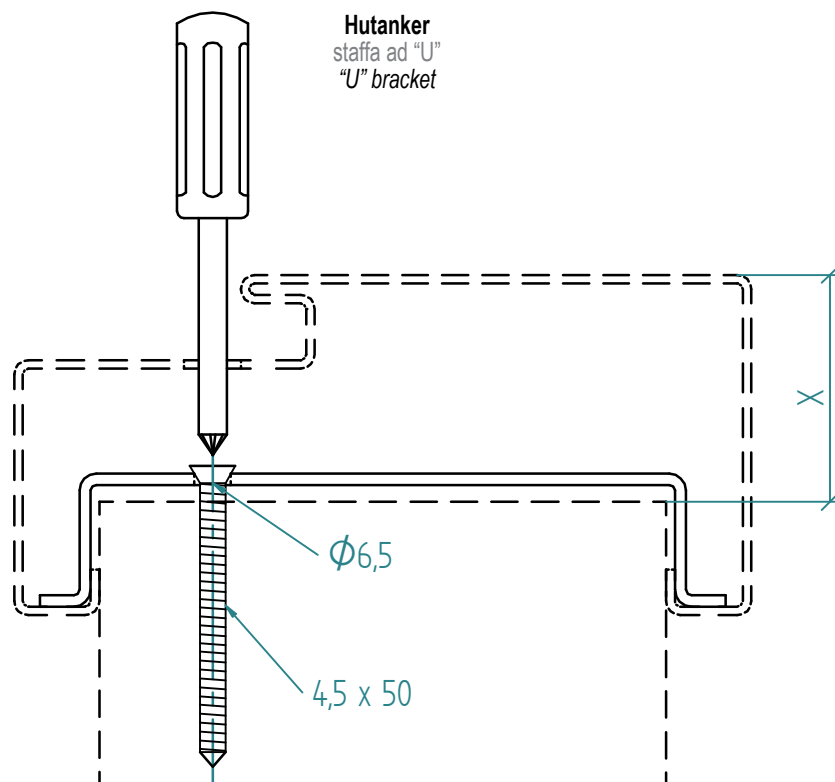


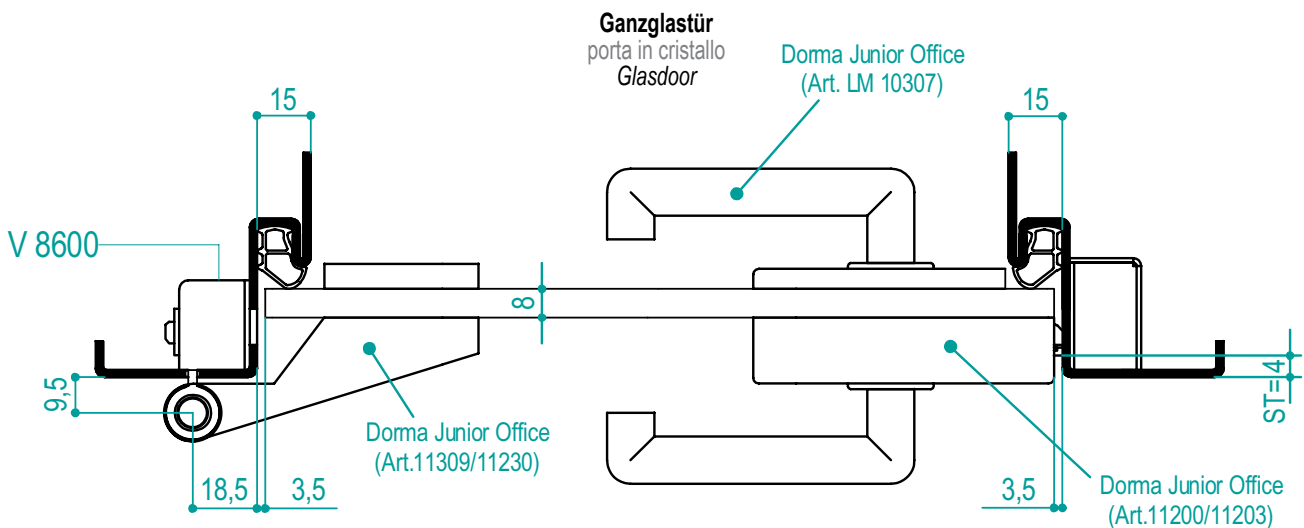
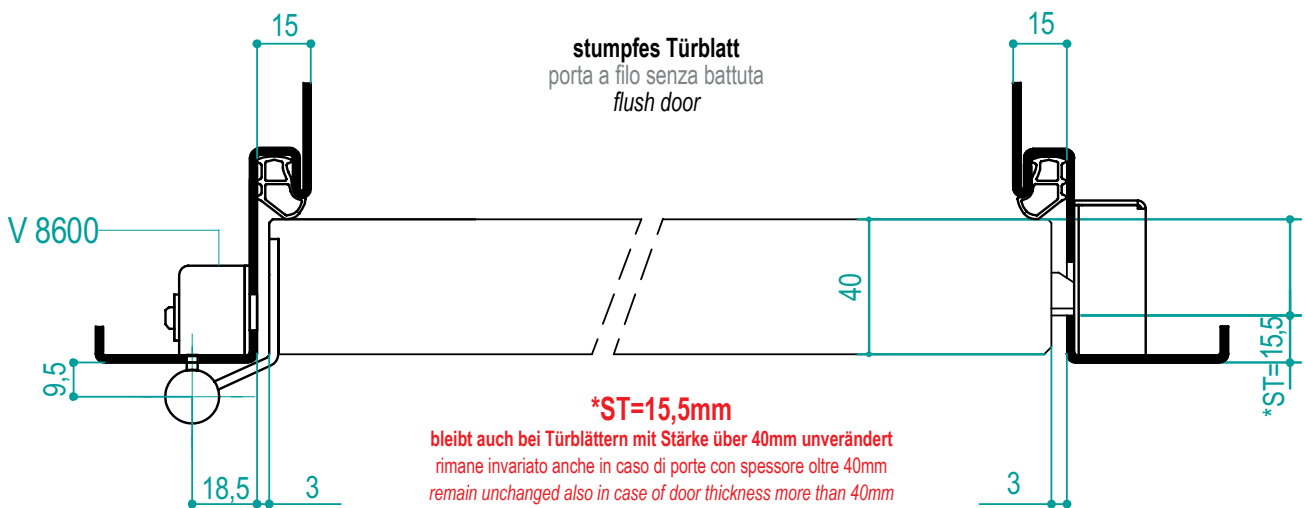
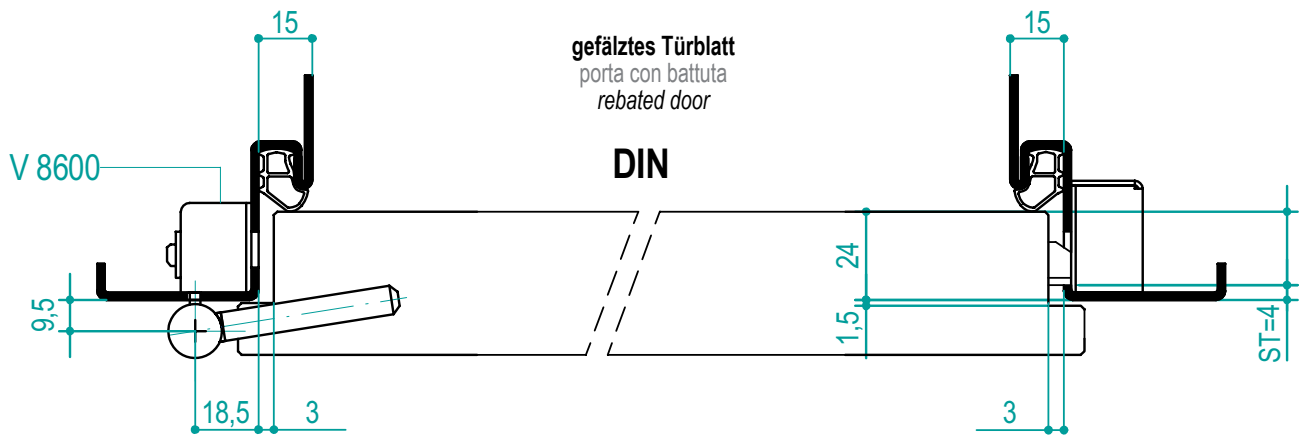
auf Holzblindrahmen
su falso telaio in legno
on wooden subframe

Klemmbügel
morsetto
clumb

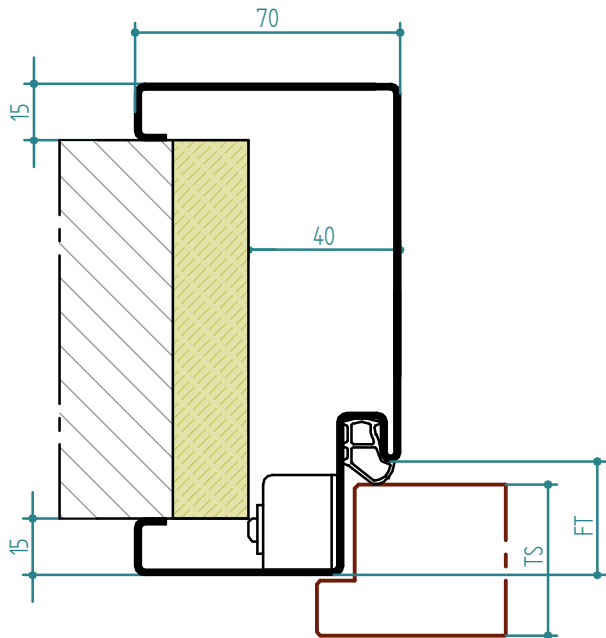


Hutanker
staffa ad "U"
"U" bracket

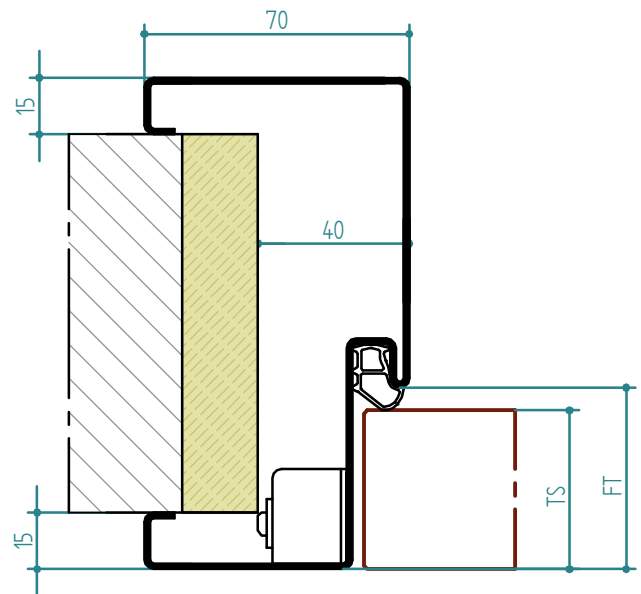




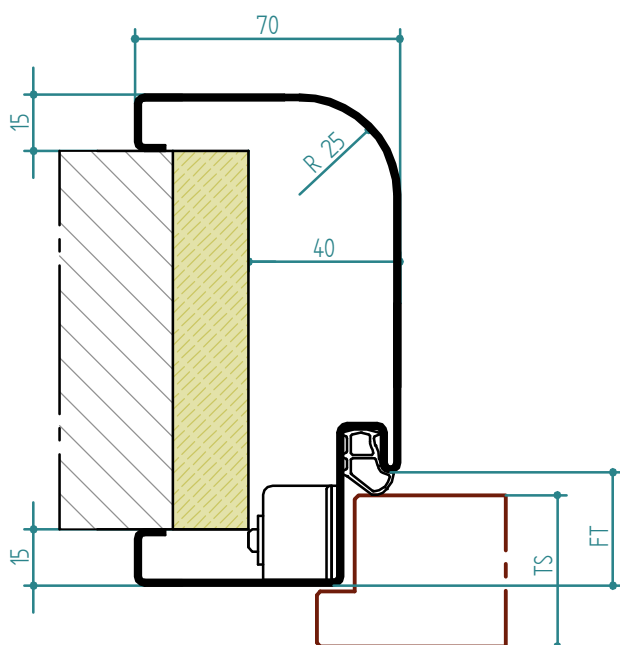
Profil 1001-55-70 mit gefälztem Türblatt
 profilo 1001-55-70 con porta a battuta
 profil 1001-55-70 with rebated door



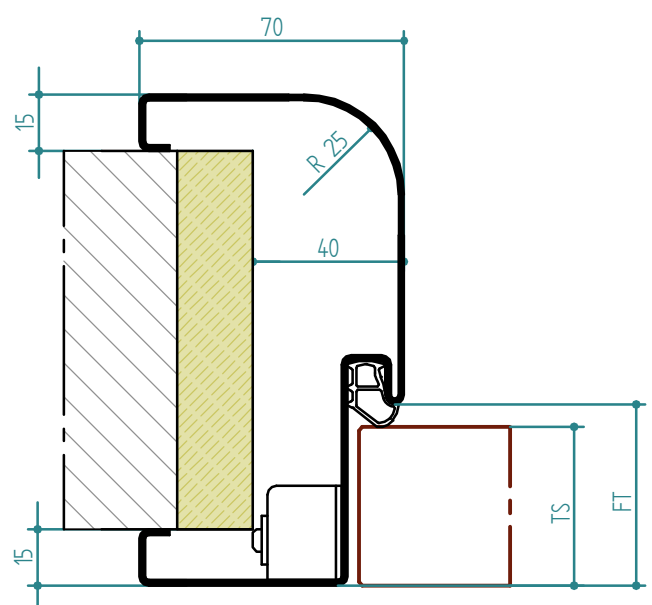
Profil 1001-55-70 mit stumpfem Türblatt
 profilo 1001-55-70 con porta a filo senza battuta
 profil 1001-55-70 with flush door

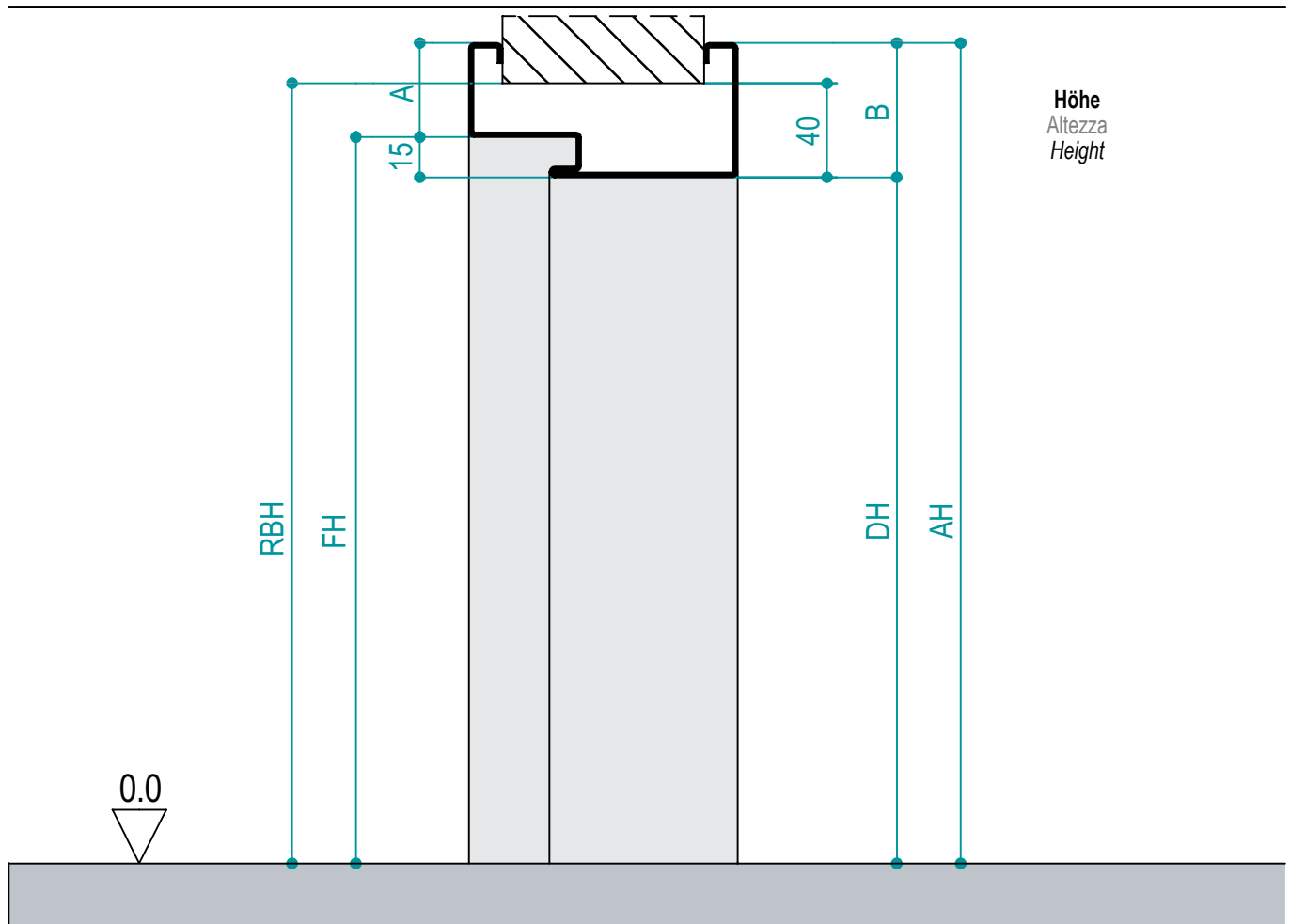
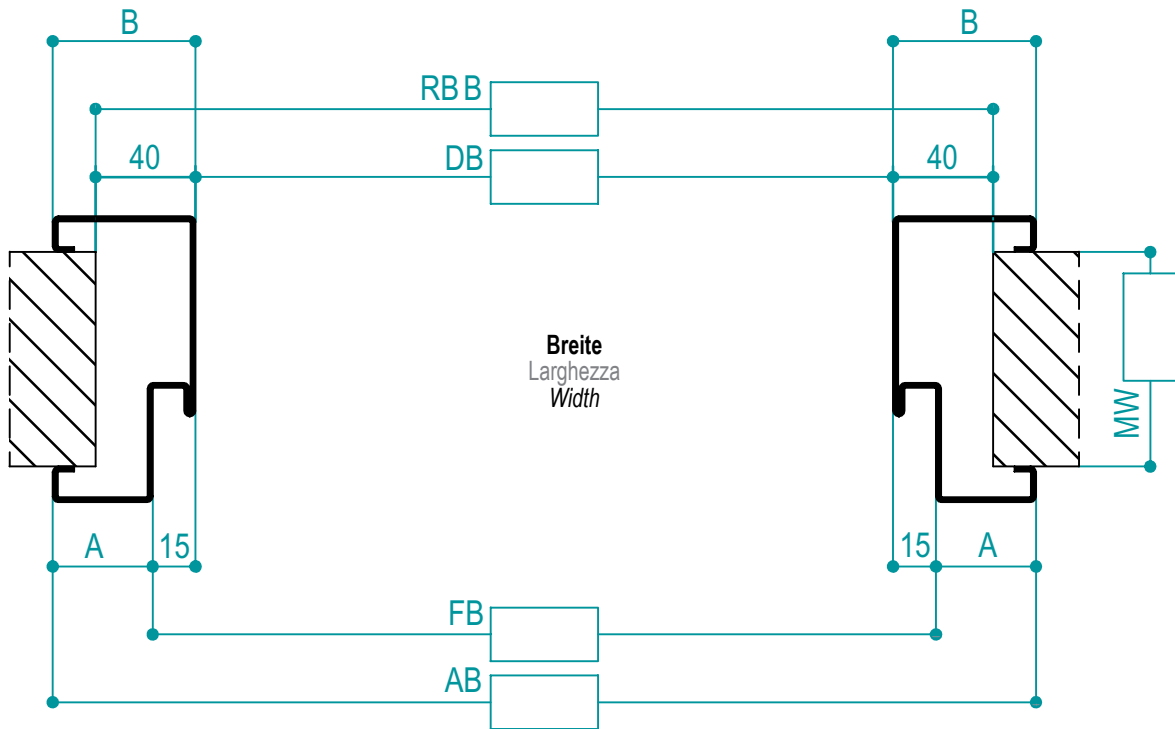


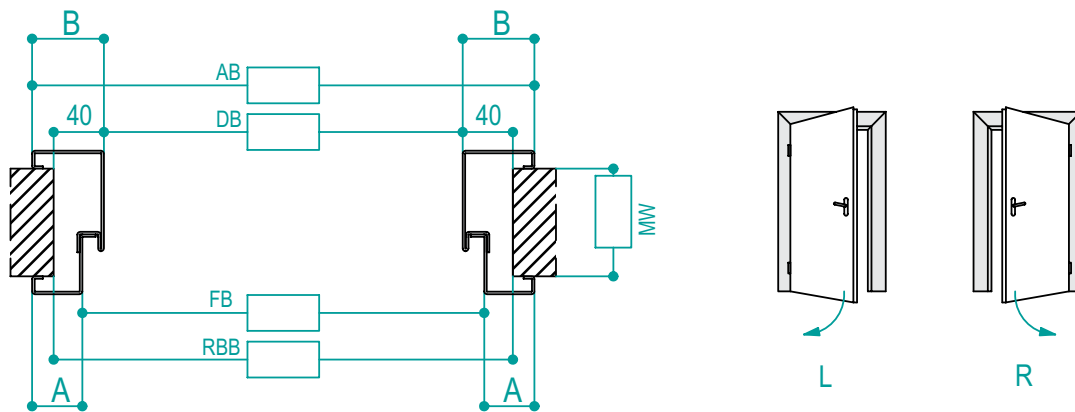
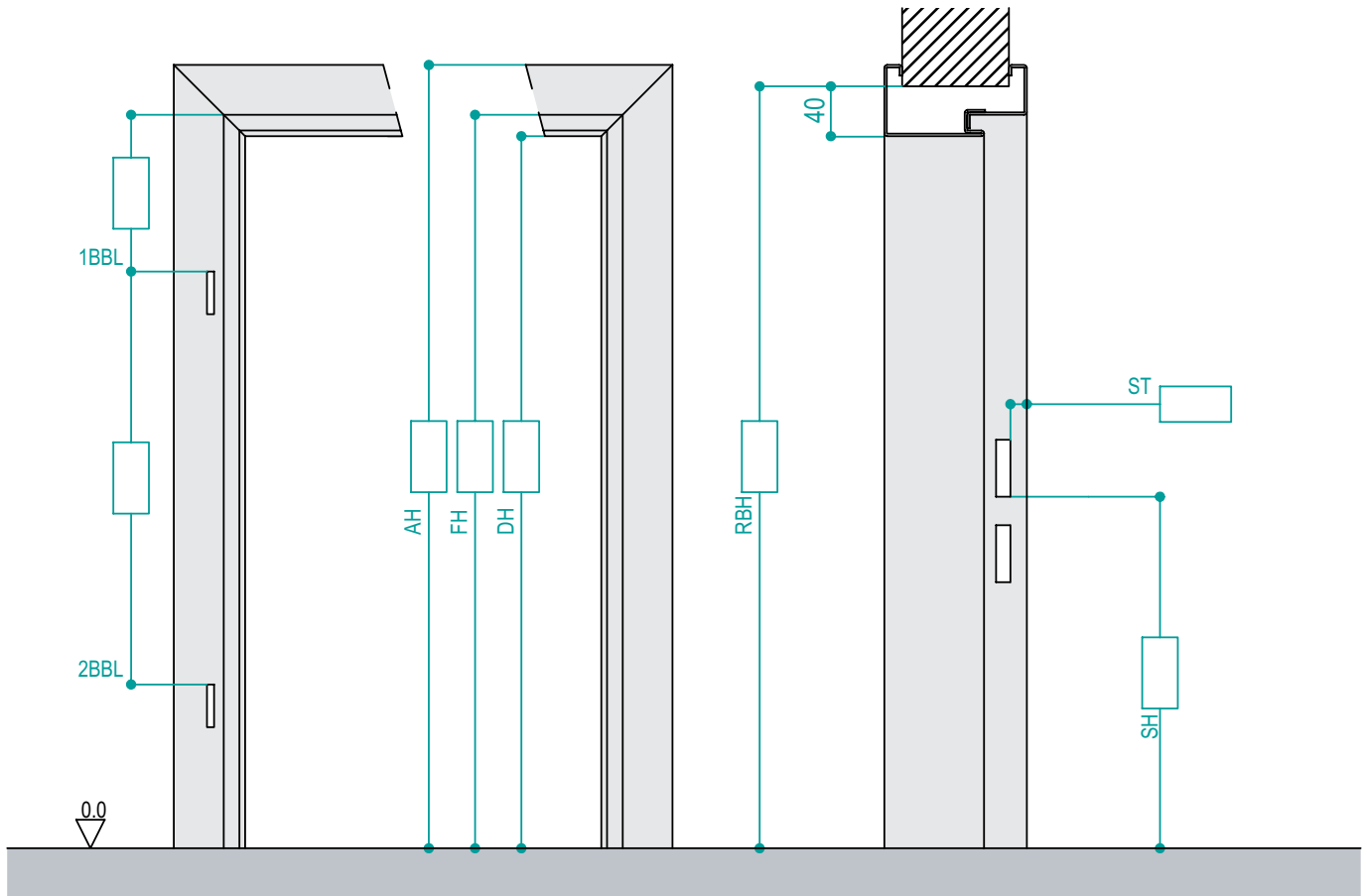
Profil 1001-55-70 R25 mit gefälztem Türblatt
 profilo 1001-55-70 R25 con porta a battuta
 profil 1001-55-70 R25 with rebated door

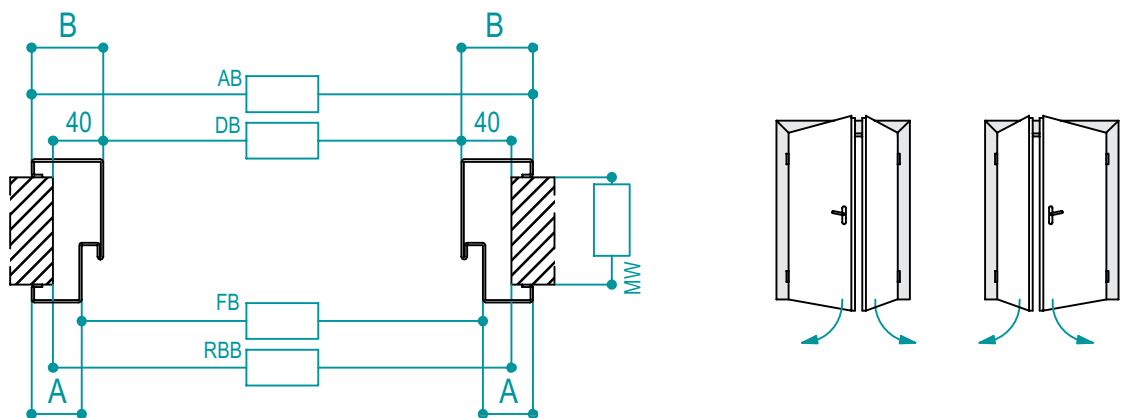
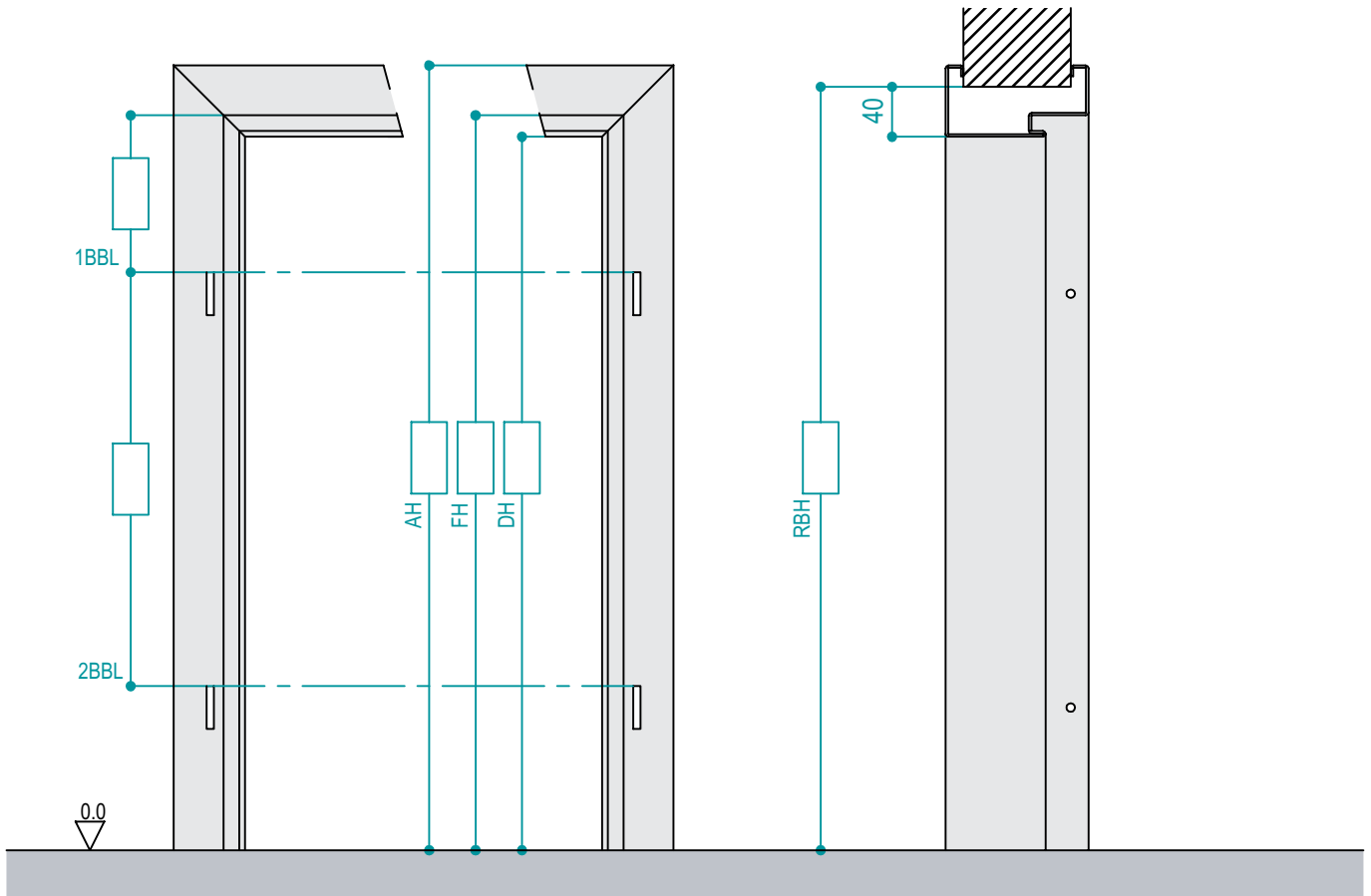


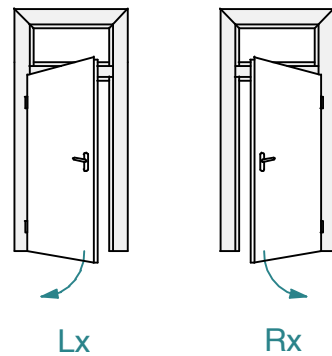
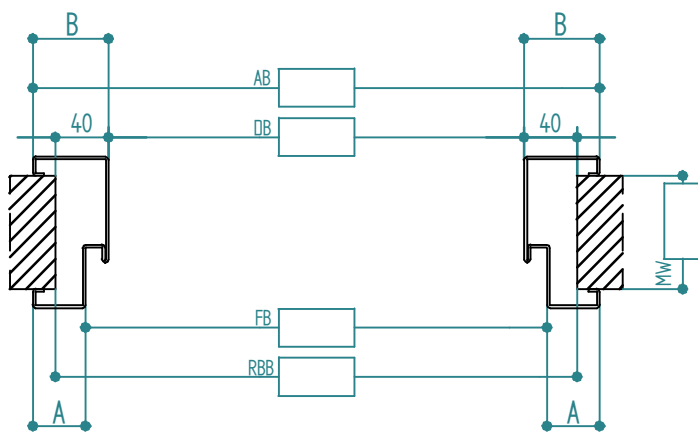
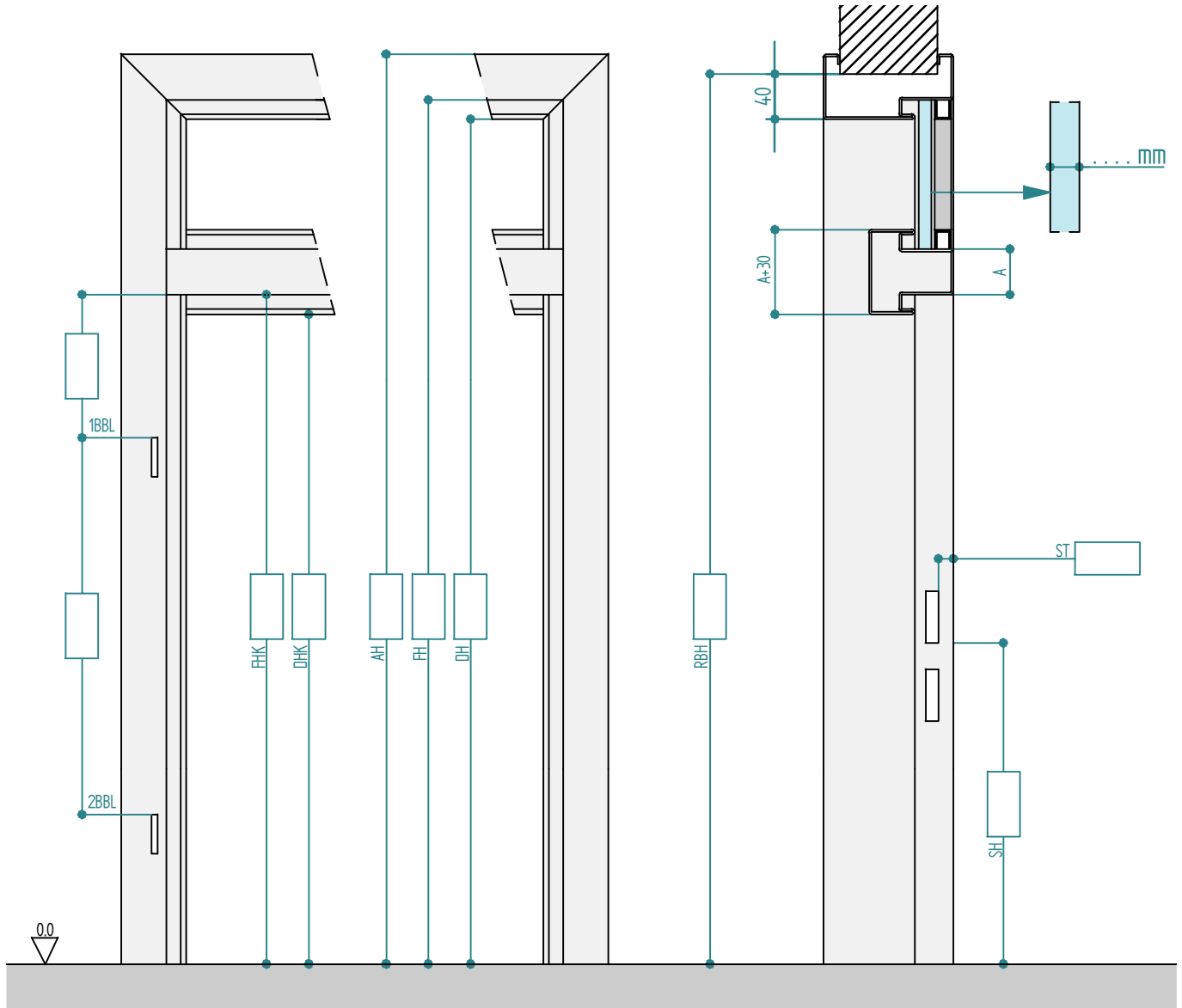
Profil 1001-55-70 R25 mit stumpfem Türblatt
 profilo 1001-55-70 R25 con porta a filo senza battuta
 profil 1001-55-70 R25 with flush door

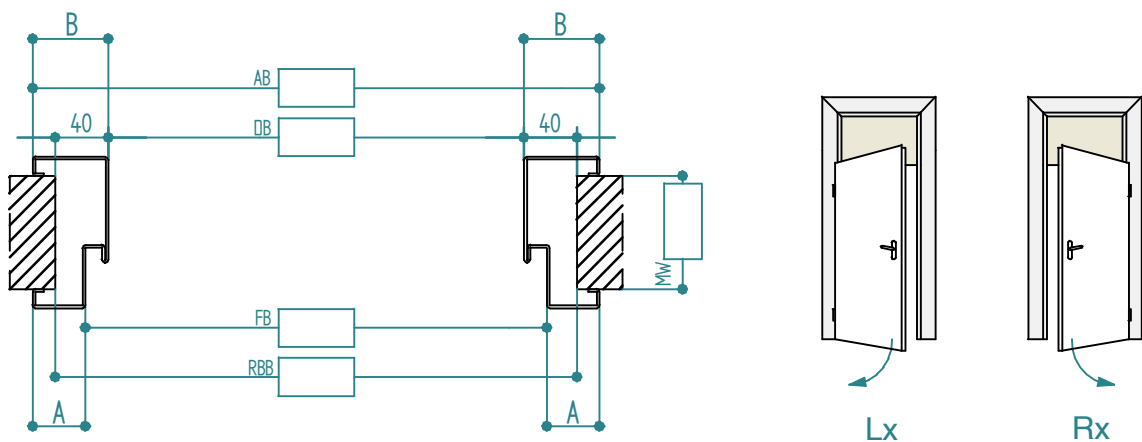
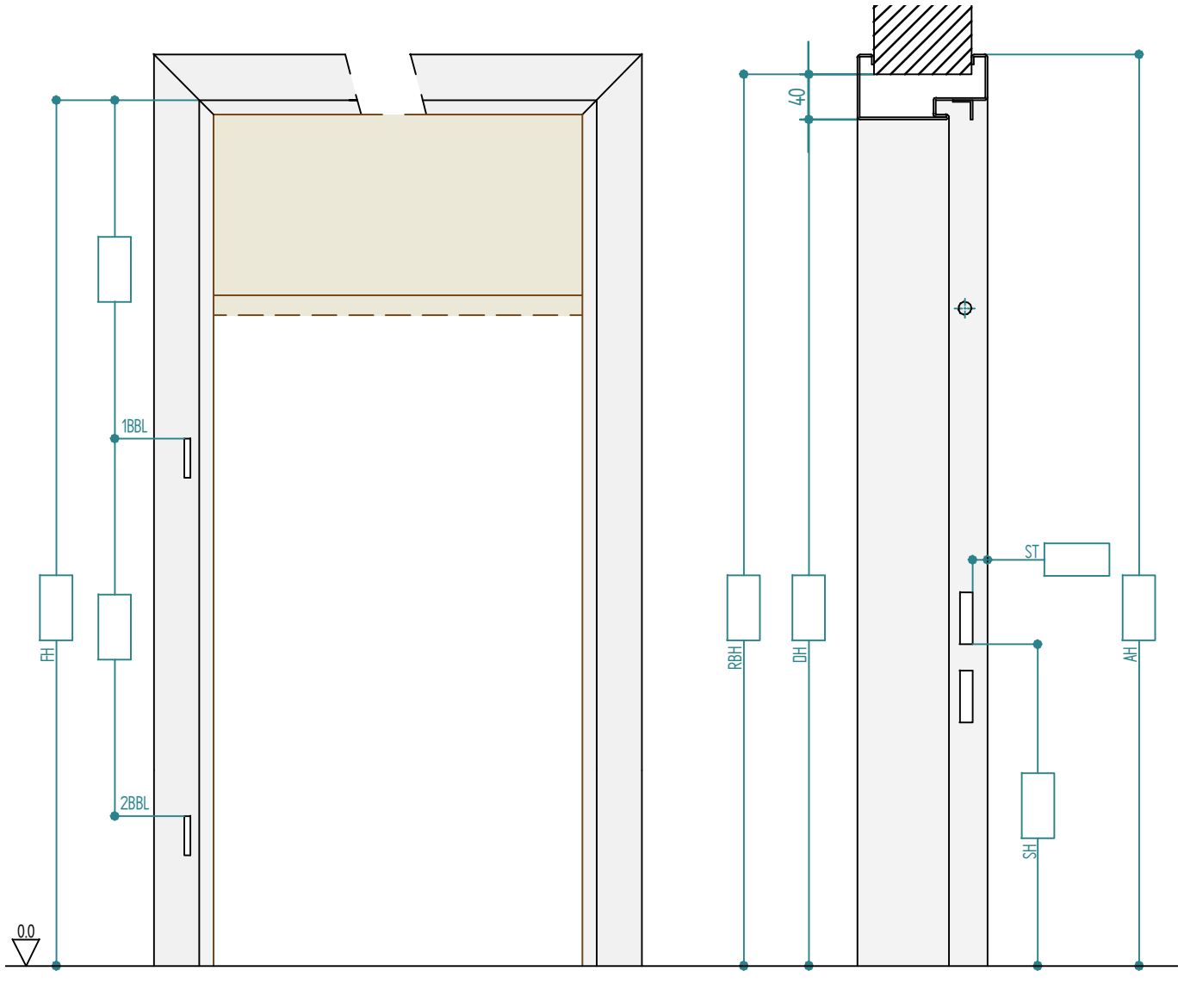


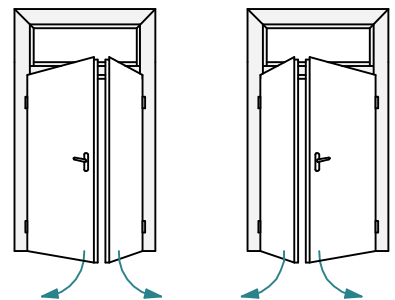
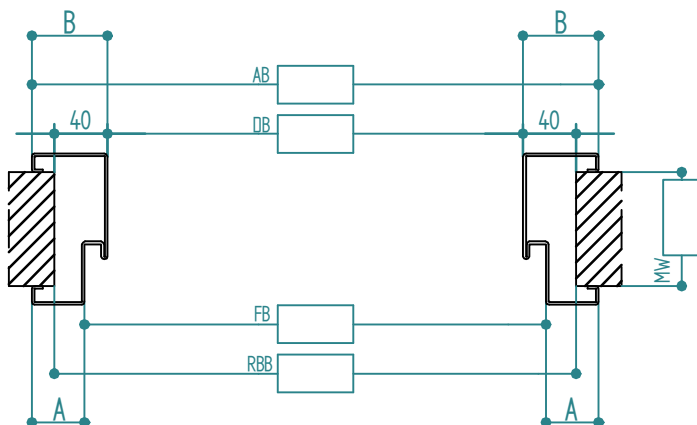
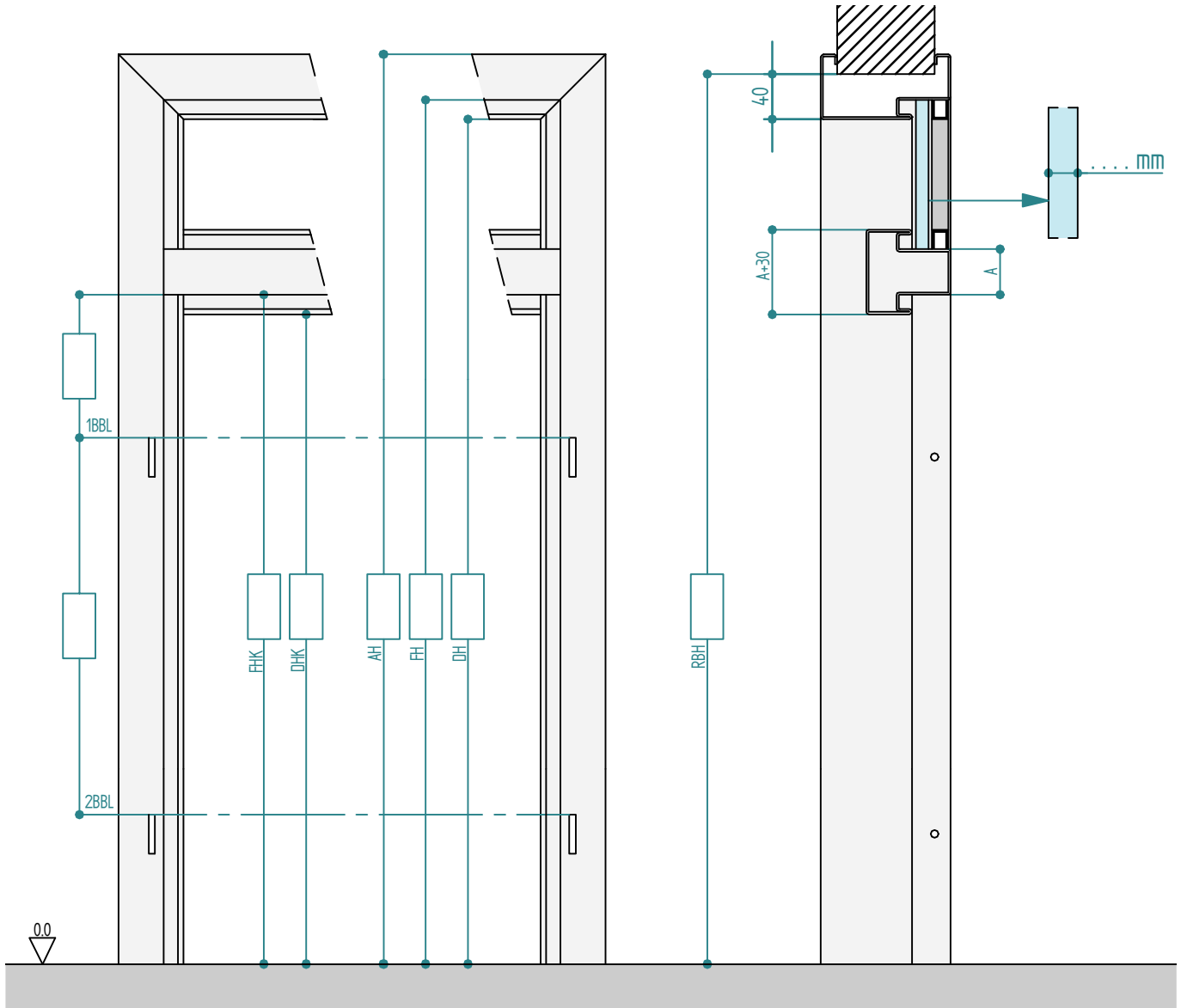


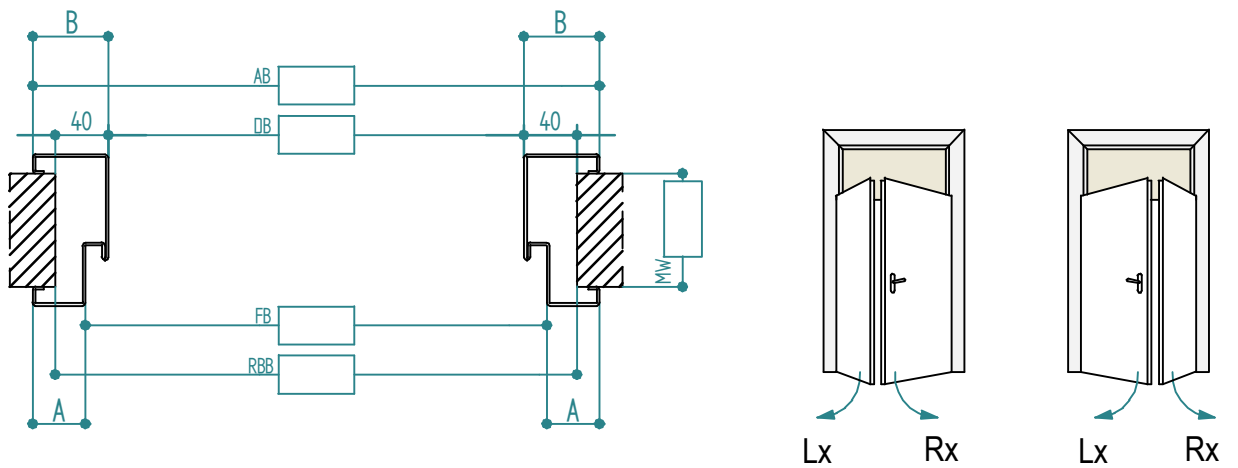
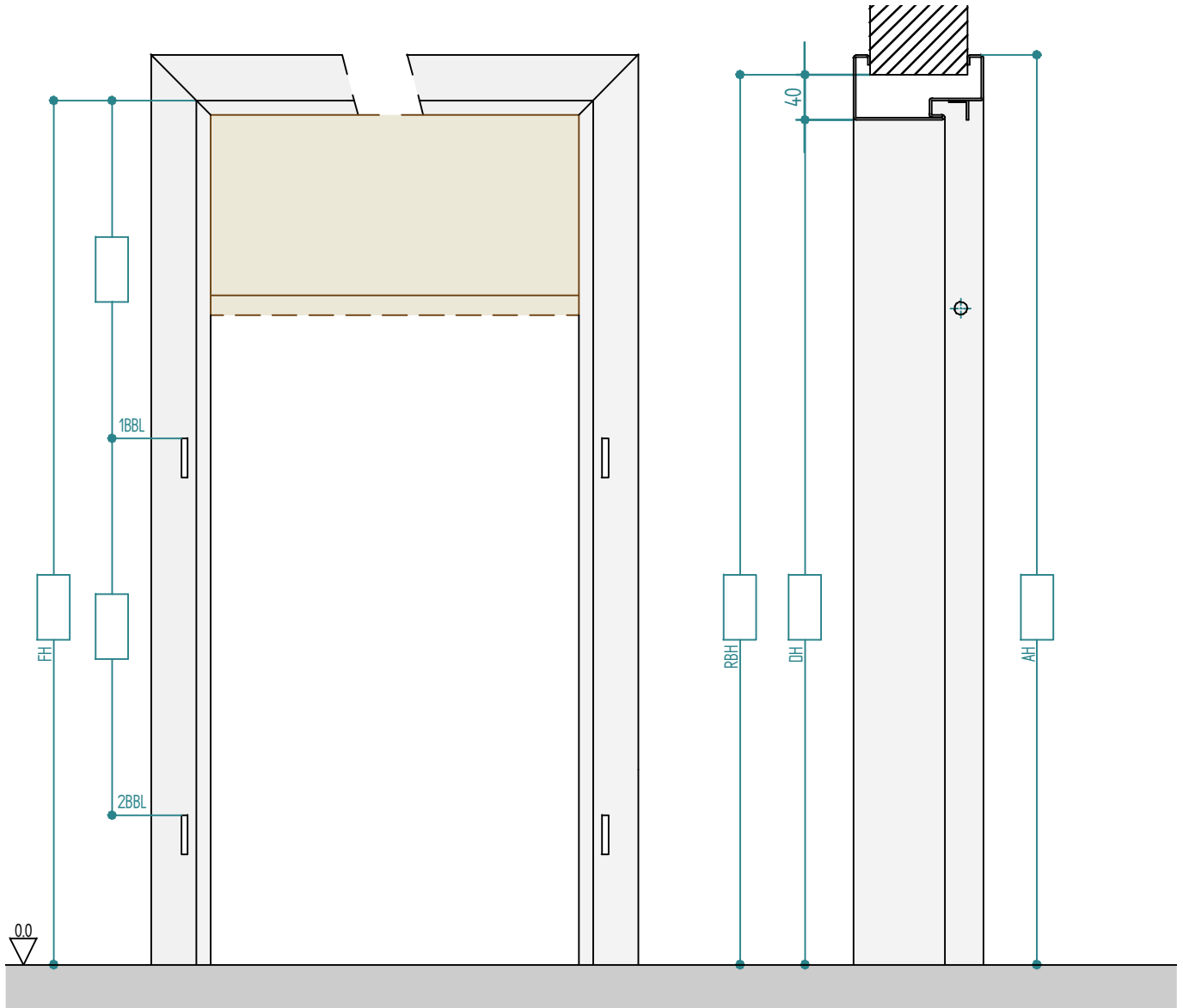


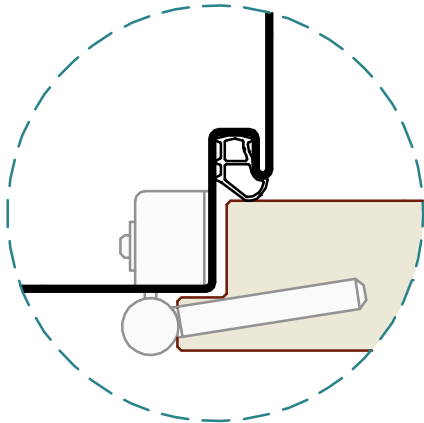




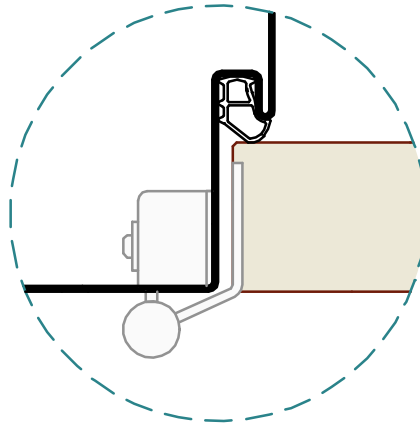




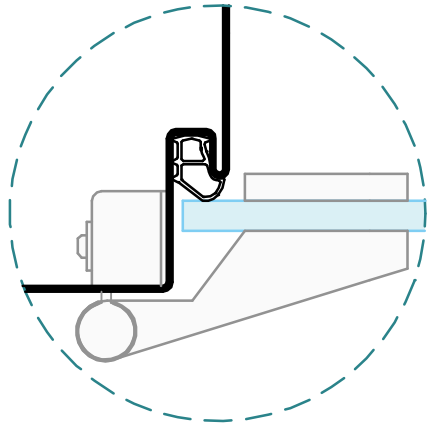




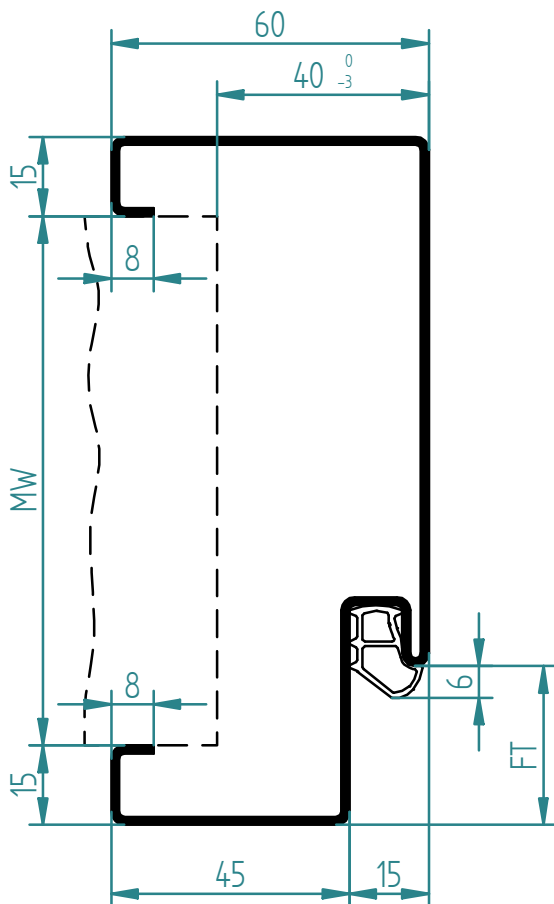
gefälztes Türblatt
 porta a battuta
 rebated door



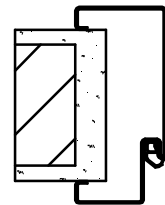
stumpfes Türblatt
 porta a filo senza battuta
 flush door



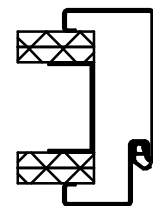
Ganzglastür
 porta in cristallo
 glass door



Montage auf fertiger Wand
 montaggio su parete finita
 fitting on finished wall



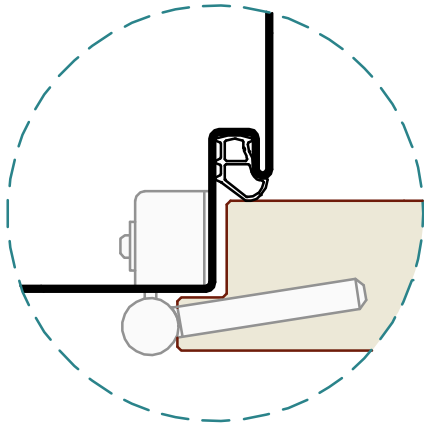
Montage auf Gipswand
 montaggio su parete
 in cartongesso
 fitting on stud/gypsum wall



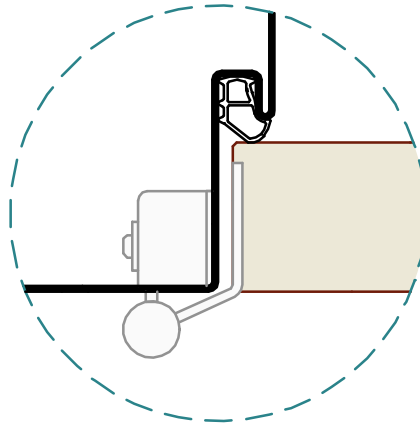
Befestigung Hutanker
 fissaggio staffe ad "U"
 fixing with "U" bracket



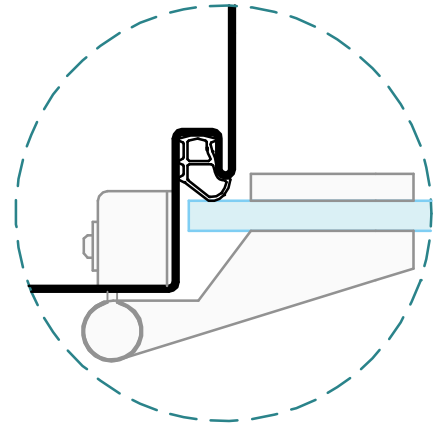
Befestigung Klemmbügel
 fissaggio morsetto
 fitting with clumb



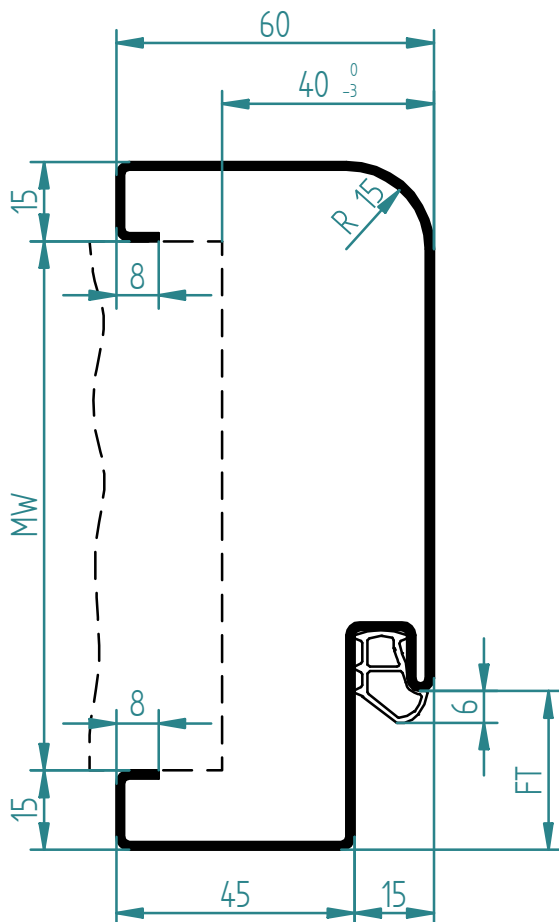
gefälztes Türblatt
 porta a battuta
 rebated door



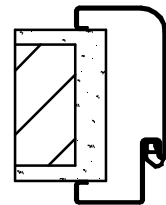
stumpfes Türblatt
 porta a filo senza battuta
 flush door



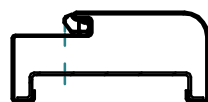
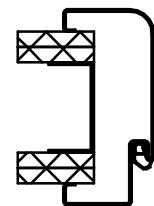
Ganzglastür
 porta in cristallo
 glass door



Montage auf fertiger Wand
 montaggio su parete finita
 fitting on finished wall



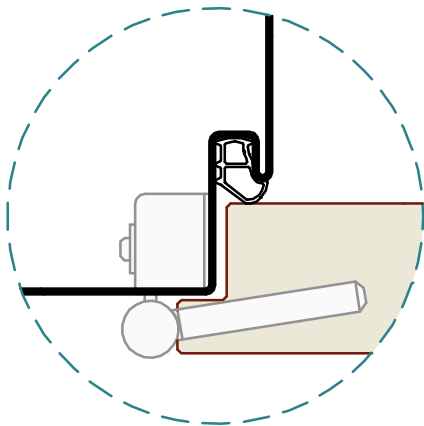
Montage auf Gipswand
 montaggio su parete
 in cartongesso
 fitting on stud/gypsum wall



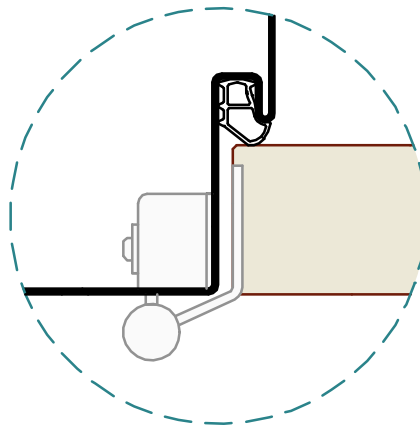
Befestigung Hutanker
 fissaggio staffe ad "U"
 fixing with "U" bracket



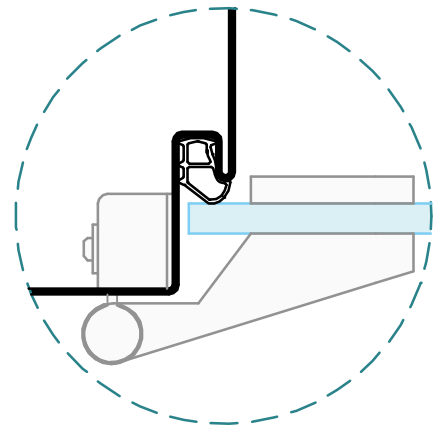
Befestigung Klemmbügel
 fissaggio morsetto
 fitting with clumb



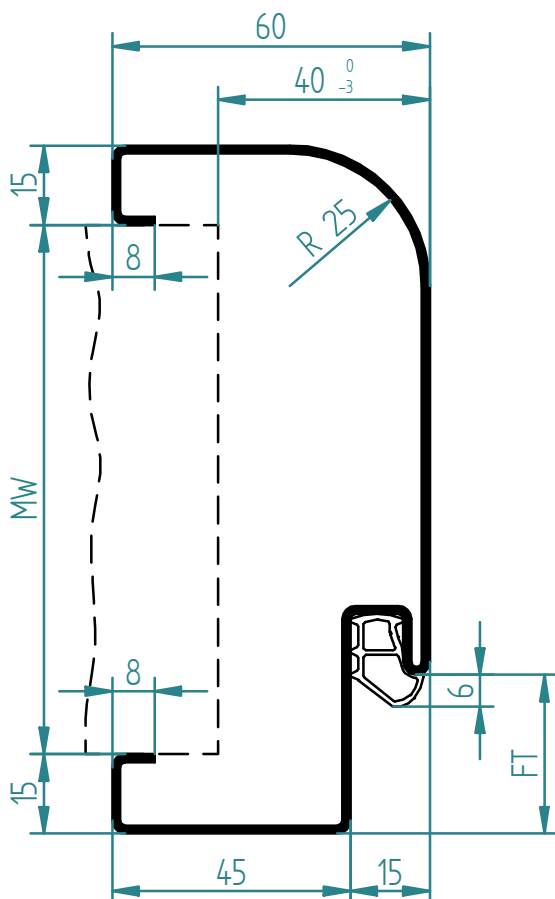
gefälztes Türblatt
 porta a battuta
 rebated door



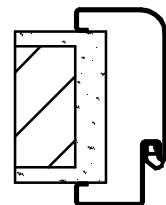
stumpfes Türblatt
 porta a filo senza battuta
 flush door



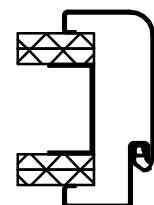
Ganzglastür
 porta in cristallo
 glass door



Montage auf fertiger Wand
 montaggio su parete finita
 fitting on finished wall



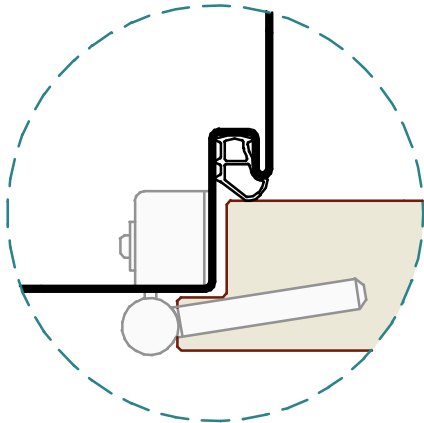
Montage auf Gipswand
 montaggio su parete
 in cartongesso
 fitting on stud/gypsum wall



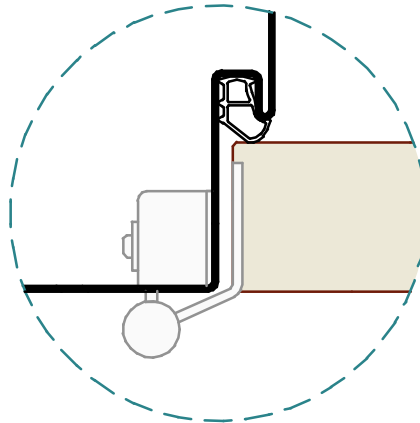
Befestigung Hutanker
 fissaggio staffe ad "U"
 fixing with "U" bracket



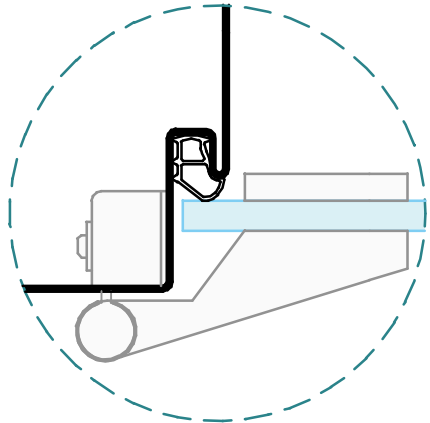
Befestigung Klemmbügel
 fissaggio morsetto
 fitting with clumb



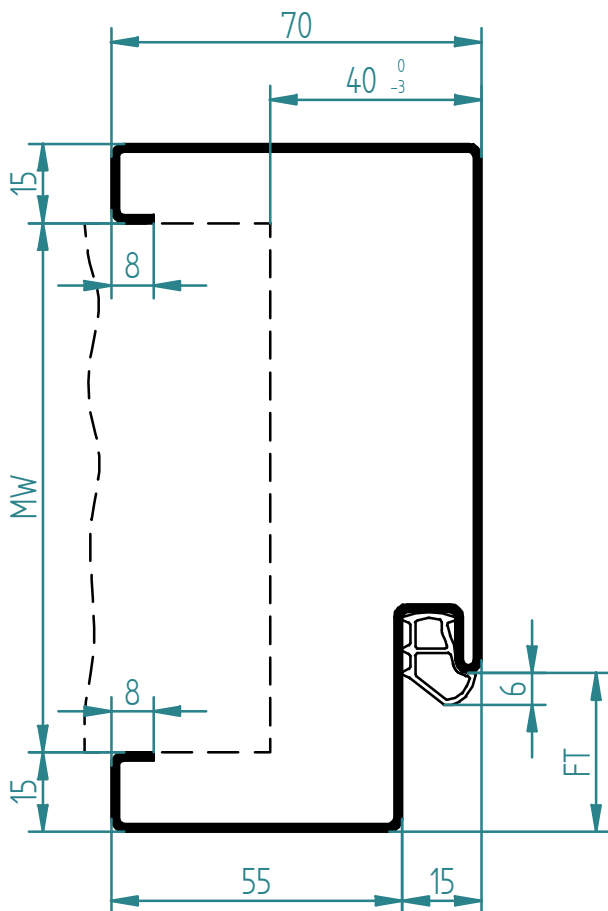
gefälztes Türblatt
 porta a battuta
 rebated door



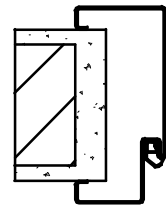
stumpfes Türblatt
 porta a filo senza battuta
 flush door



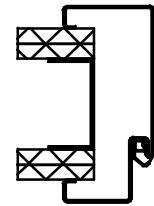
Ganzglastür
 porta in cristallo
 glass door



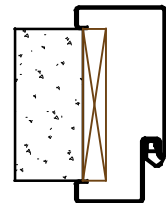
Montage auf fertiger Wand
 montaggio su parete finita
 fitting on finished wall



Montage auf Gipswand
 montaggio su parete
 in cartongesso
 fitting on stud/gypsum wall



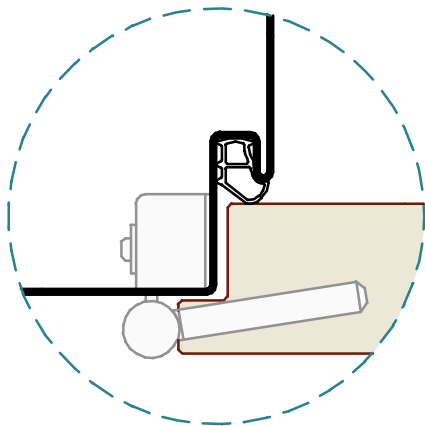
Montage auf Holzblindrahmen
 montaggio su falso telaio
 fitting on wooden subframe



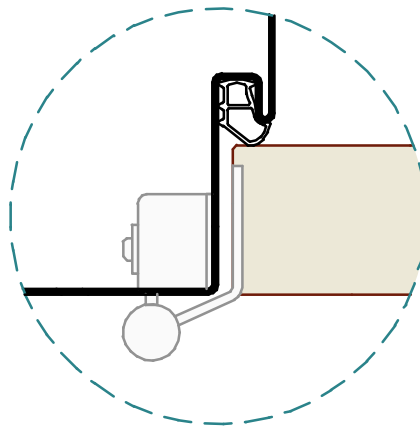
Befestigung Hutanker
 fissaggio staffe ad "U"
 fixing with "U" bracket



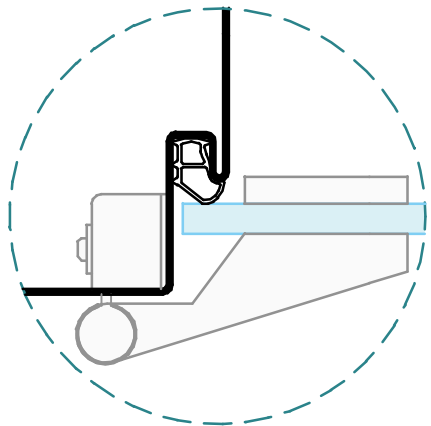
Befestigung Klemmbügel
 fissaggio morsetto
 fitting with clumb



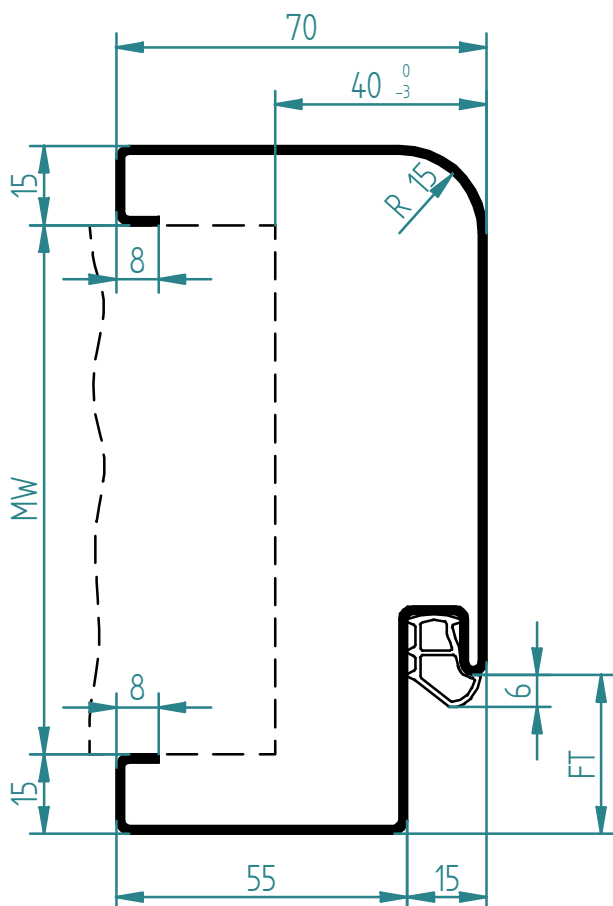
gefälztes Türblatt
 porta a battuta
 rebated door



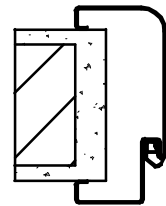
stumpfes Türblatt
 porta a filo senza battuta
 flush door



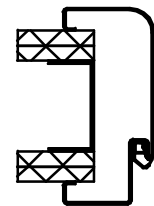
Ganzglastür
 porta in cristallo
 glass door




Montage auf fertiger Wand
 montaggio su parete finita
 fitting on finished wall



Montage auf Gipswand
 montaggio su parete
 in cartongesso
 fitting on stud/gypsum wall



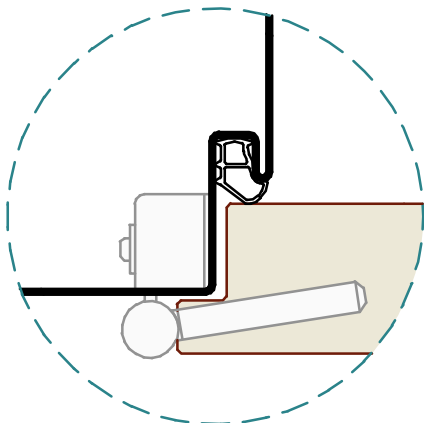
Montage auf Holzblindrahmen
 montaggio su falso telaio
 fitting on wooden subframe



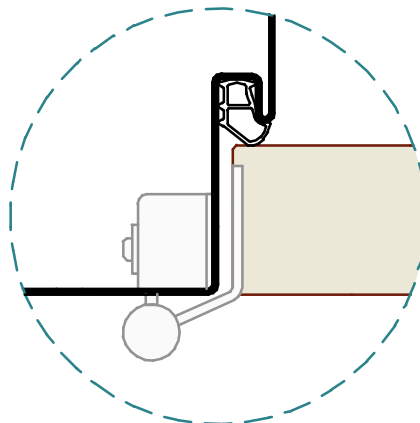
Befestigung Hutanker
 fissaggio staffe ad "U"
 fixing with "U" bracket



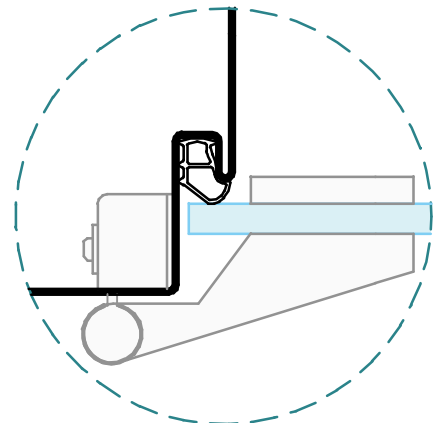
Befestigung Klemmbügel
 fissaggio morsetto
 fitting with clumb



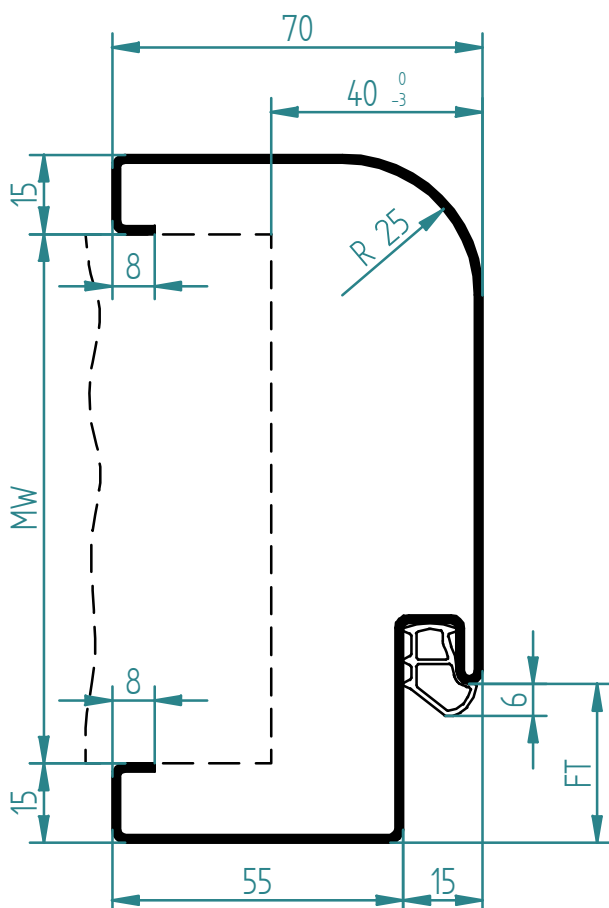
gefälztes Türblatt
 porta a battuta
 rebated door



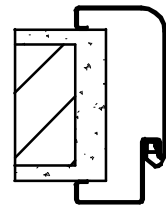
stumpfes Türblatt
 porta a filo senza battuta
 flush door



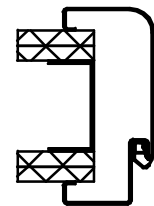
Ganzglastür
 porta in cristallo
 glass door




Montage auf fertiger Wand
 montaggio su parete finita
 fitting on finished wall



Montage auf Gipswand
 montaggio su parete
 in cartongesso
 fitting on stud/gypsum wall



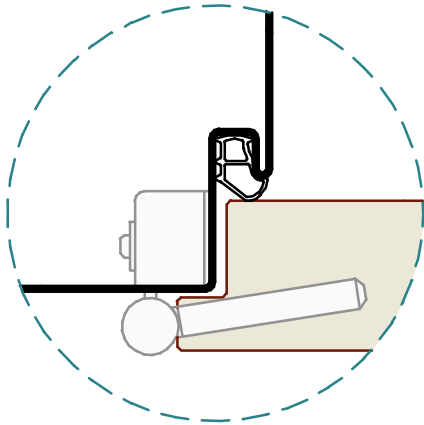
Montage auf Holzblindrahmen
 montaggio su falso telaio
 fitting on wooden subframe



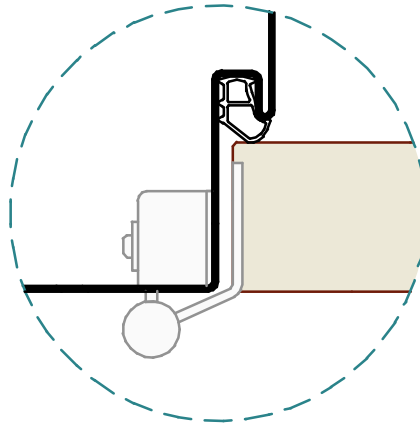
Befestigung Hutanker
 fissaggio staffe ad "U"
 fixing with "U" bracket



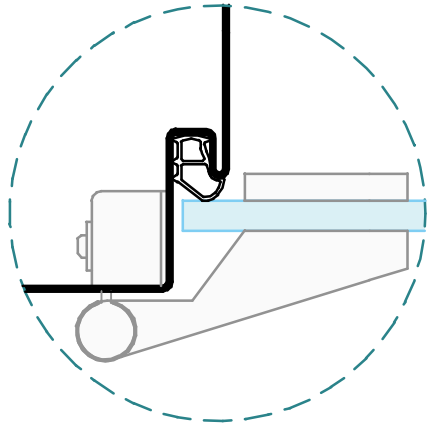
Befestigung Klemmbügel
 fissaggio morsetto
 fitting with clumb



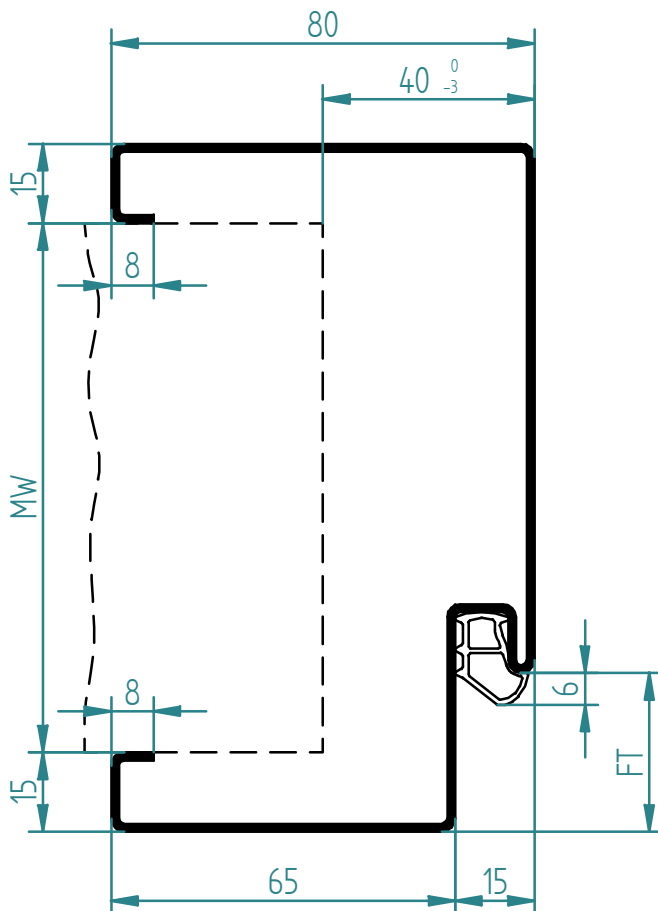
gefälztes Türblatt
 porta a battuta
 rebated door



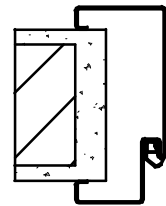
stumpfes Türblatt
 porta a filo senza battuta
 flush door



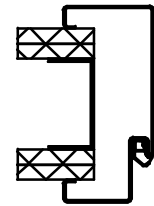
Ganzglastür
 porta in cristallo
 glass door



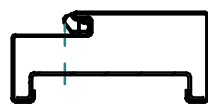
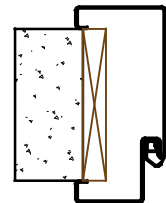
Montage auf fertiger Wand
 montaggio su parete finita
 fitting on finished wall



Montage auf Gipswand
 montaggio su parete
 in cartongesso
 fitting on stud/gypsum wall



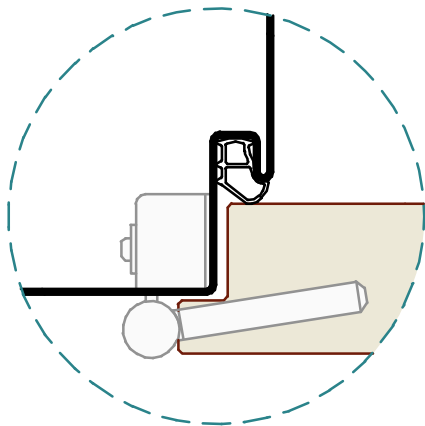
Montage auf Holzblindrahmen
 montaggio su falso telaio
 fitting on wooden subframe



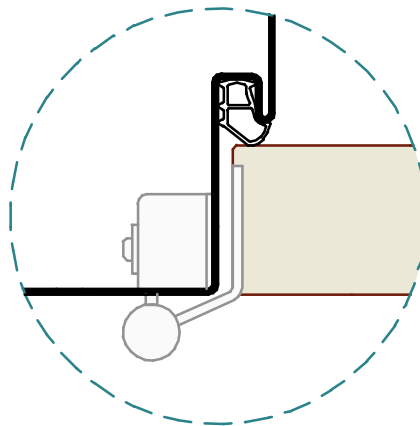
Befestigung Hutanker
 fissaggio staffe ad "U"
 fixing with "U" bracket



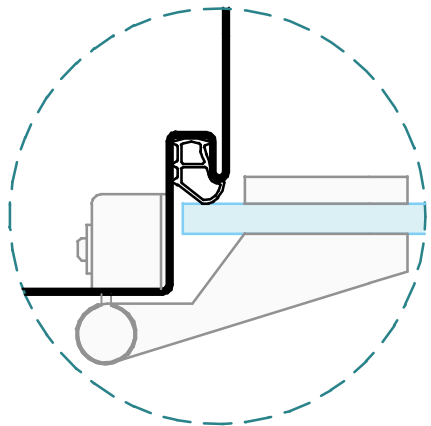
Befestigung Klemmbügel
 fissaggio morsetto
 fitting with clumb



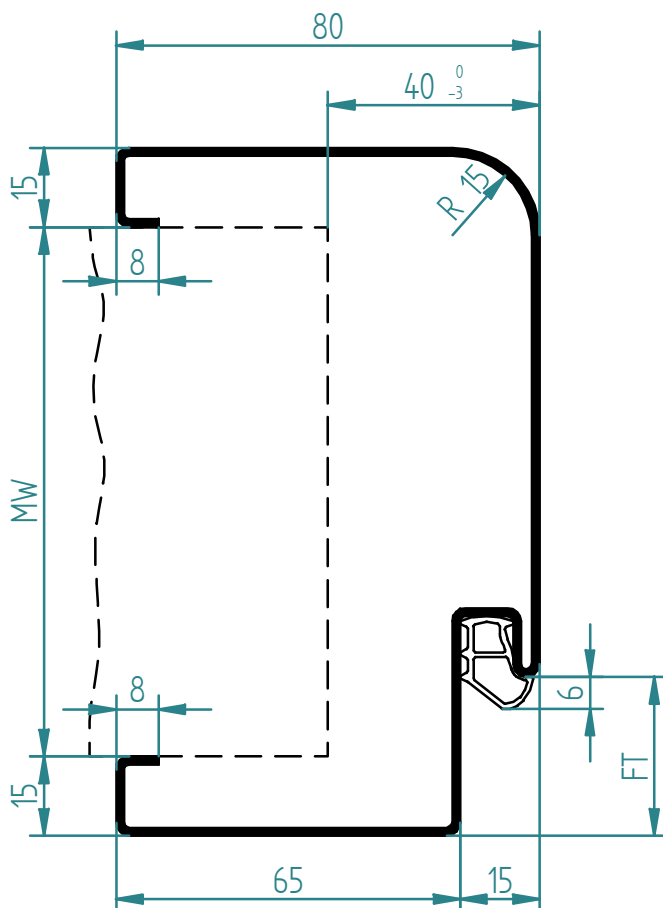
gefälztes Türblatt
 porta a battuta
 rebated door



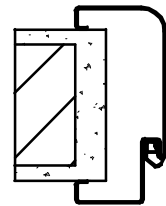
stumpfes Türblatt
 porta a filo senza battuta
 flush door



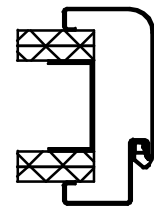
Ganzglastür
 porta in cristallo
 glass door




Montage auf fertiger Wand
 montaggio su parete finita
 fitting on finished wall



Montage auf Gipswand
 montaggio su parete
 in cartongesso
 fitting on stud/gypsum wall



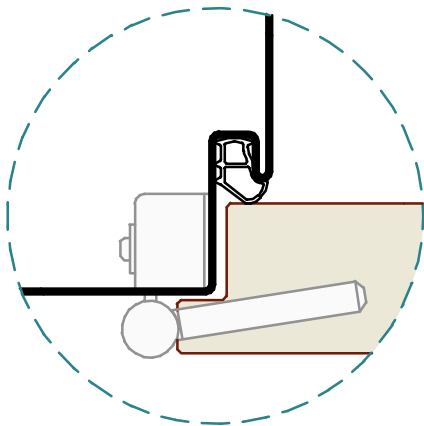
Montage auf Holzblindrahmen
 montaggio su falso telaio
 fitting on wooden subframe



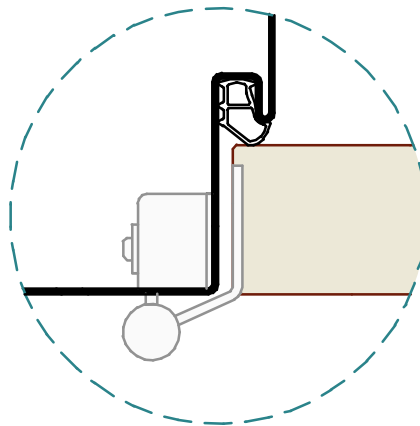
Befestigung Hutanker
 fissaggio staffe ad "U"
 fixing with "U" bracket



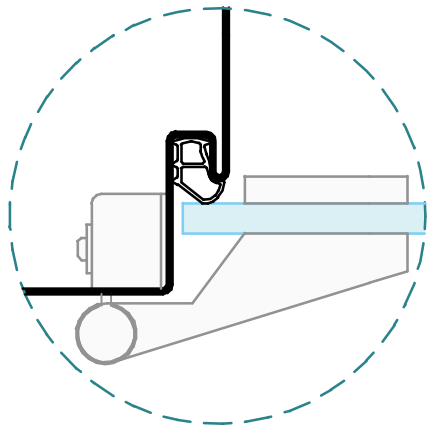
Befestigung Klemmbügel
 fissaggio morsetto
 fitting with clumb



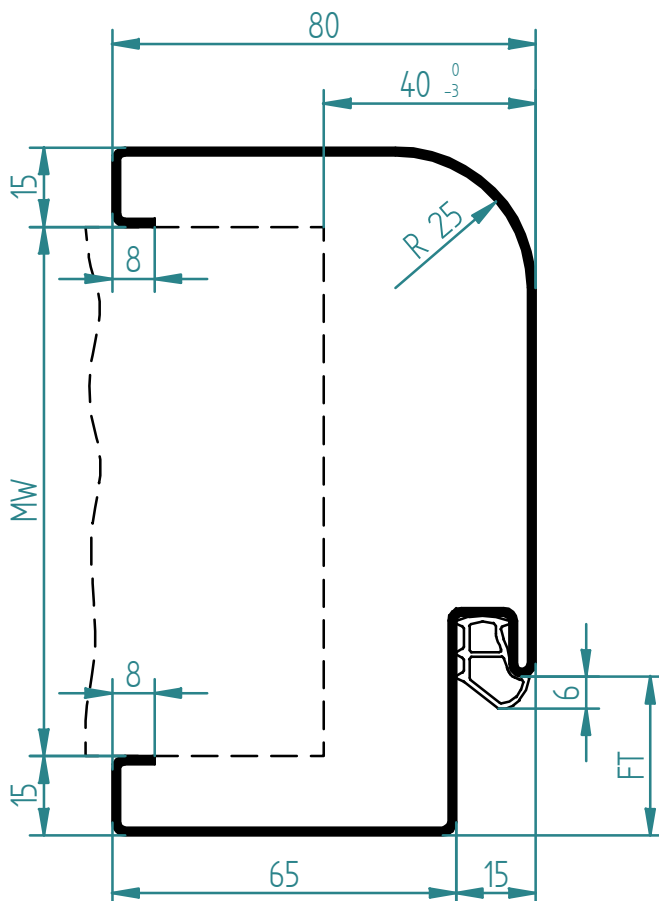
gefälztes Türblatt
 porta a battuta
 rebated door



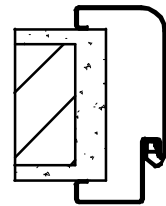
stumpfes Türblatt
 porta a filo senza battuta
 flush door



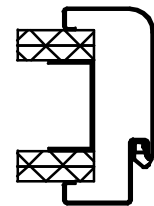
Ganzglastür
 porta in cristallo
 glass door




Montage auf fertiger Wand
 montaggio su parete finita
 fitting on finished wall



Montage auf Gipswand
 montaggio su parete
 in cartongesso
 fitting on stud/gypsum wall



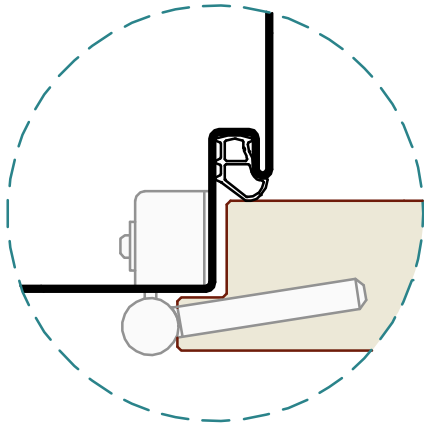
Montage auf Holzblindrahmen
 montaggio su falso telaio
 fitting on wooden subframe



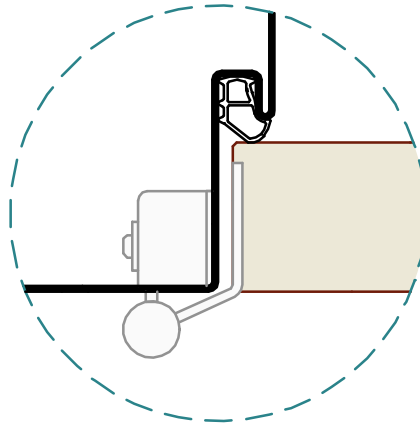
Befestigung Hutanker
 fissaggio staffe ad "U"
 fixing with "U" bracket



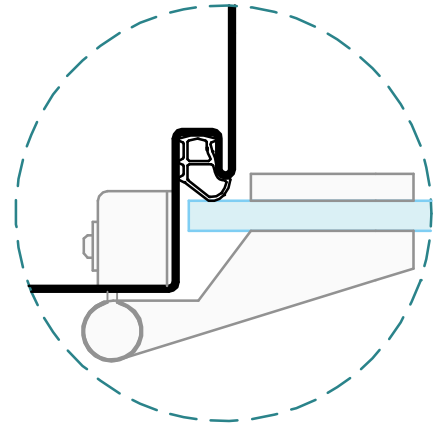
Befestigung Klemmbügel
 fissaggio morsetto
 fitting with clumb



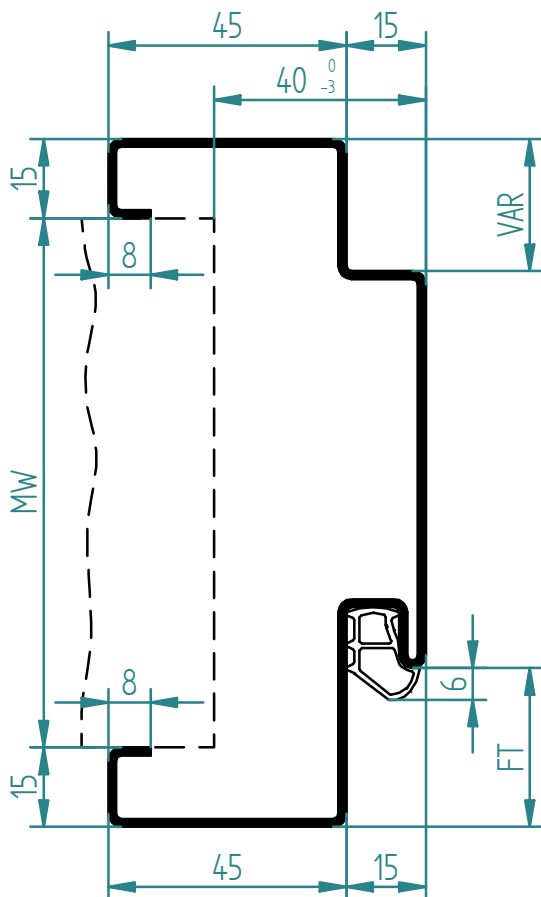
gefälztes Türblatt
 porta a battuta
 rebated door



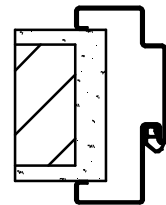
stumpfes Türblatt
 porta a filo senza battuta
 flush door



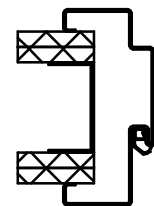
Ganzglastür
 porta in cristallo
 glass door



Montage auf fertiger Wand
 montaggio su parete finita
 fitting on finished wall



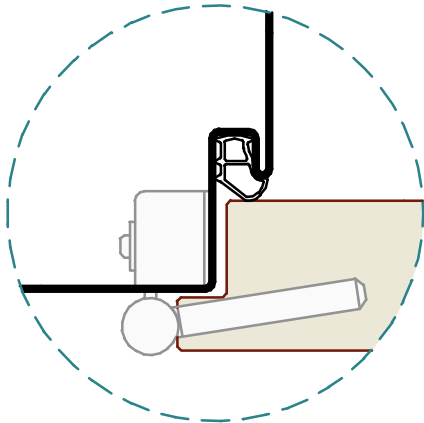
Montage auf Gipswand
 montaggio su parete
 in cartongesso
 fitting on stud/gypsum wall



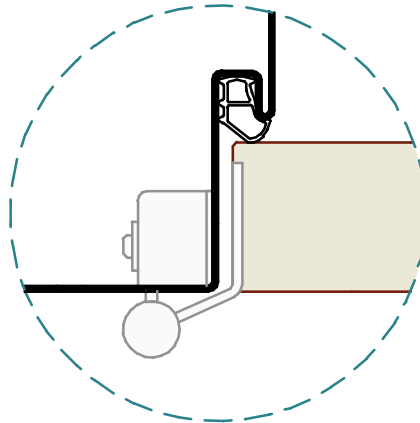
Befestigung Hutanker
 fissaggio staffe ad "U"
 fixing with "U" bracket



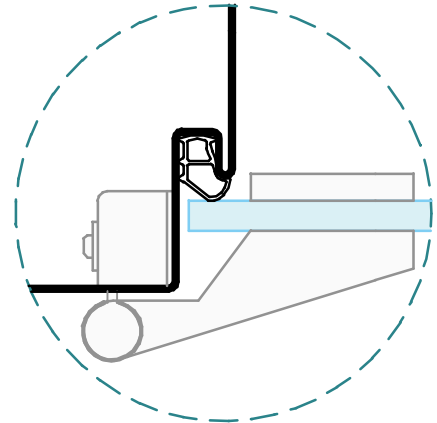
Befestigung Klemmbügel
 fissaggio morsetto
 fitting with clumb



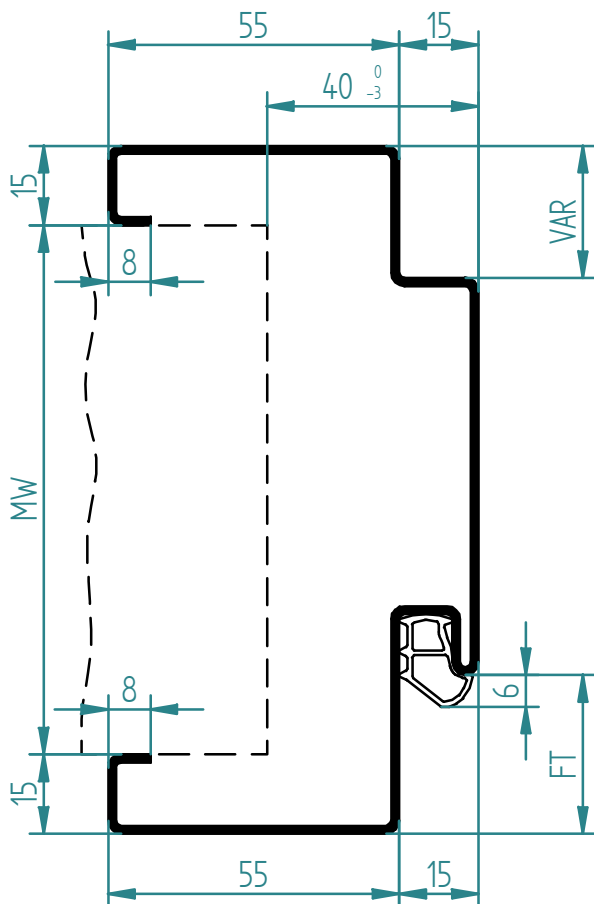
gefälztes Türblatt
 porta a battuta
 rebated door



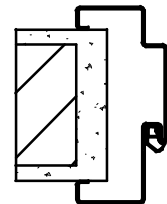
stumpfes Türblatt
 porta a filo senza battuta
 flush door



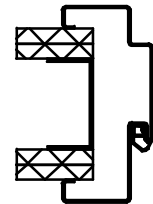
Ganzglastür
 porta in cristallo
 glass door



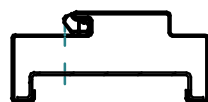
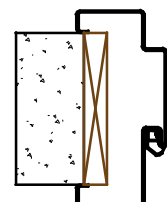
Montage auf fertiger Wand
 montaggio su parete finita
 fitting on finished wall



Montage auf Gipswand
 montaggio su parete
 in cartongesso
 fitting on stud/gypsum wall



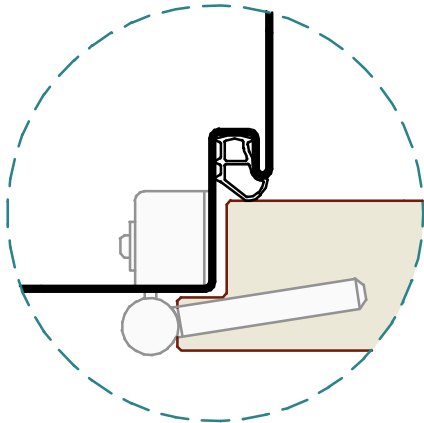
Montage auf Holzblindrahmen
 montaggio su falso telaio
 fitting on wooden subframe



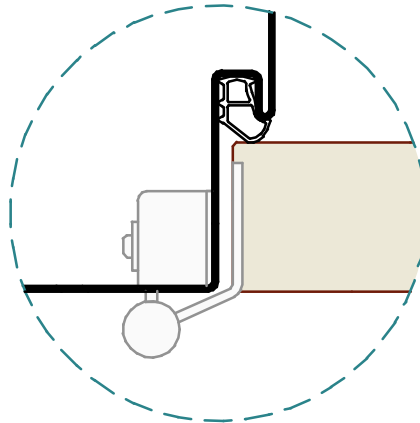
Befestigung Hutanker
 fissaggio staffe ad "U"
 fixing with "U" bracket



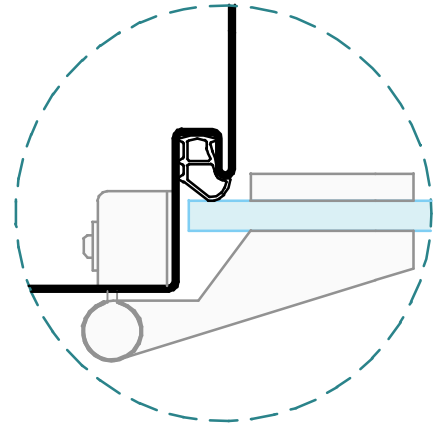
Befestigung Klemmbügel
 fissaggio morsetto
 fitting with clumb



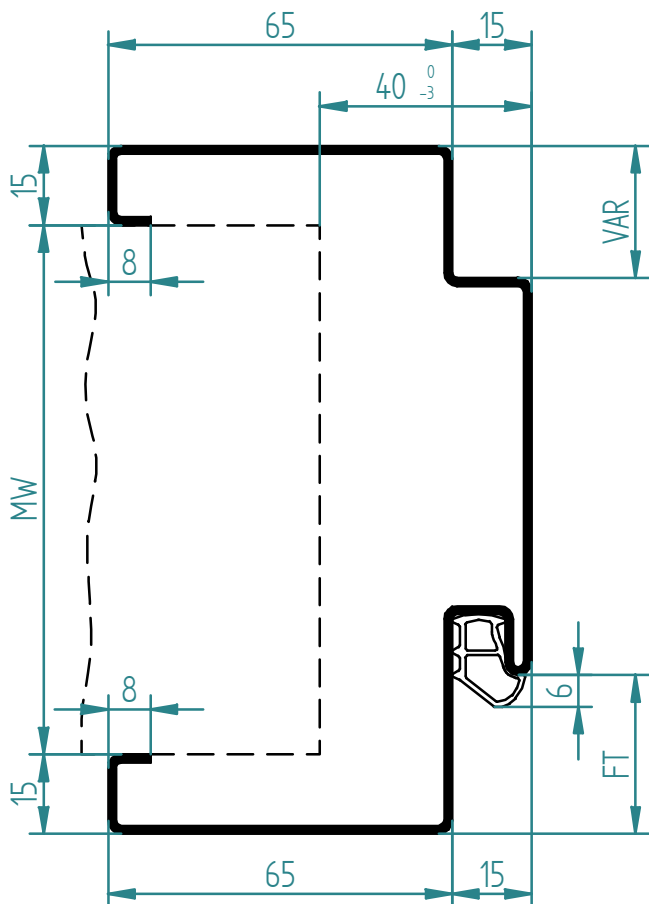
gefälztes Türblatt
 porta a battuta
 rebated door



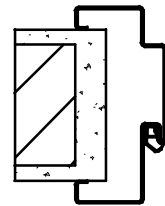
stumpfes Türblatt
 porta a filo senza battuta
 flush door



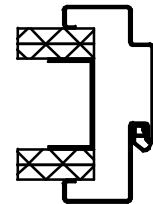
Ganzglastür
 porta in cristallo
 glass door



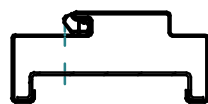
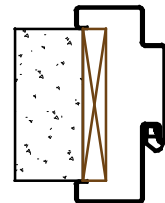
Montage auf fertiger Wand
 montaggio su parete finita
 fitting on finished wall



Montage auf Gipswand
 montaggio su parete
 in cartongesso
 fitting on stud/gypsum wall



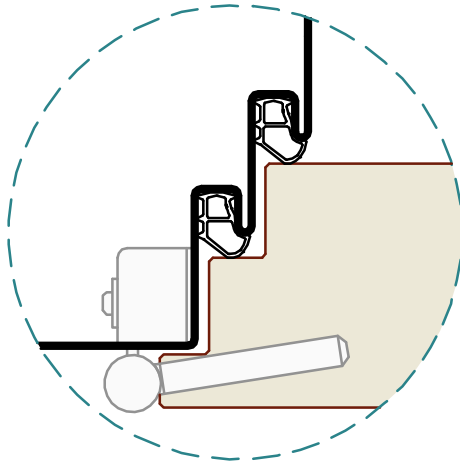
Montage auf Holzblindrahmen
 montaggio su falso telaio
 fitting on wooden subframe



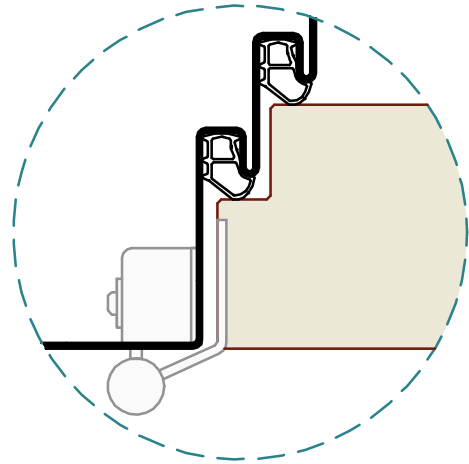
Befestigung Hutanker
 fissaggio staffe ad "U"
 fixing with "U" bracket



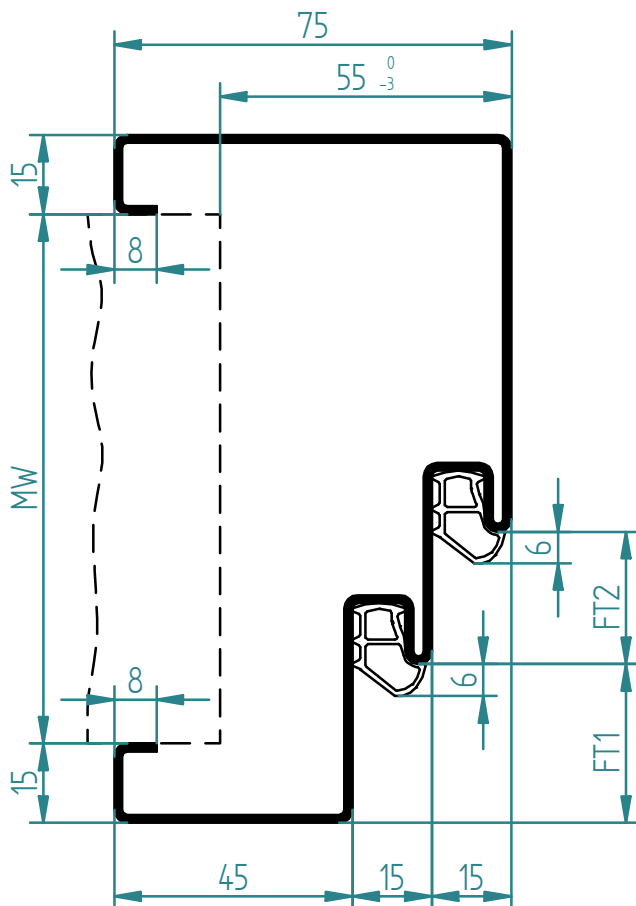
Befestigung Klemmbügel
 fissaggio morsetto
 fitting with clumb



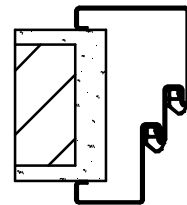
doppelt gefälztes Türblatt
 porta a doppia battuta
 double rebated door



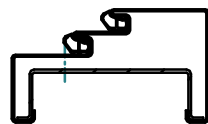
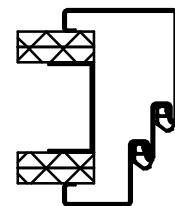
stumpf gefälztes Türblatt
 porta a filo con battuta
 flush rebated door



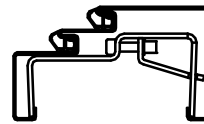
Montage auf fertiger Wand
 montaggio su parete finita
 fitting on finished wall



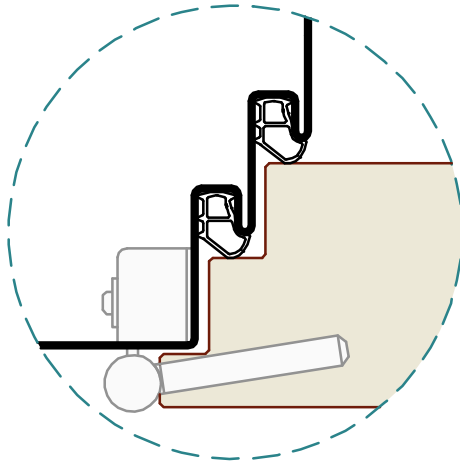
Montage auf Gipswand
 montaggio su parete
 in cartongesso
 fitting on stud/gypsum wall



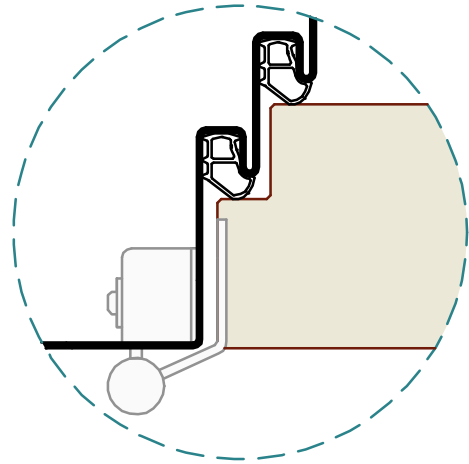
Befestigung Hutanker
 fissaggio staffe ad "U"
 fixing with "U" bracket



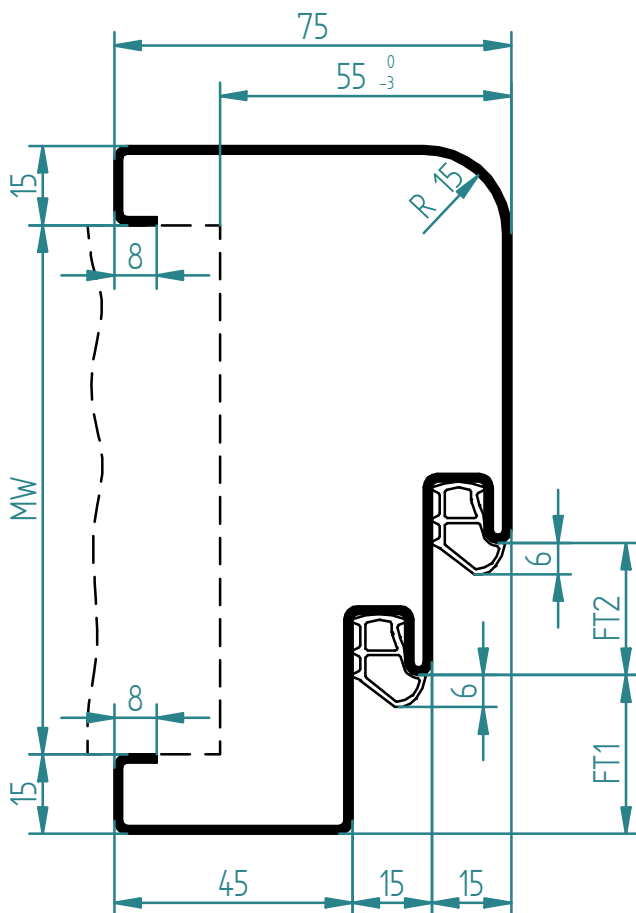
Befestigung Klemmbügel
 fissaggio morsetto
 fitting with clumb



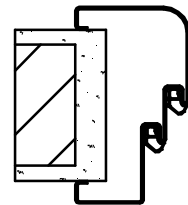
doppelt gefälztes Türblatt
 porta a doppia battuta
 double rebated door



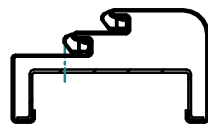
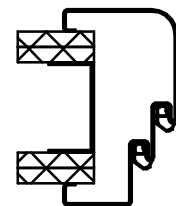
stumpf gefälztes Türblatt
 porta a filo con battuta
 flush rebated door



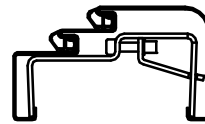
Montage auf fertiger Wand
 montaggio su parete finita
 fitting on finished wall



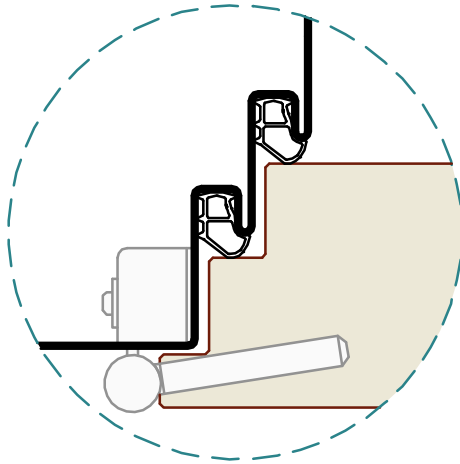
Montage auf Gipswand
 montaggio su parete
 in cartongesso
 fitting on stud/gypsum wall



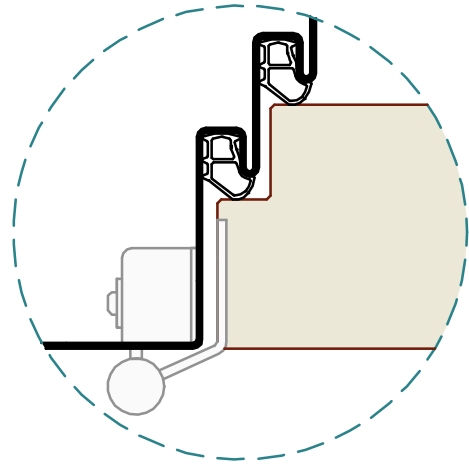
Befestigung Hutanker
 fissaggio staffe ad "U"
 fixing with "U" bracket



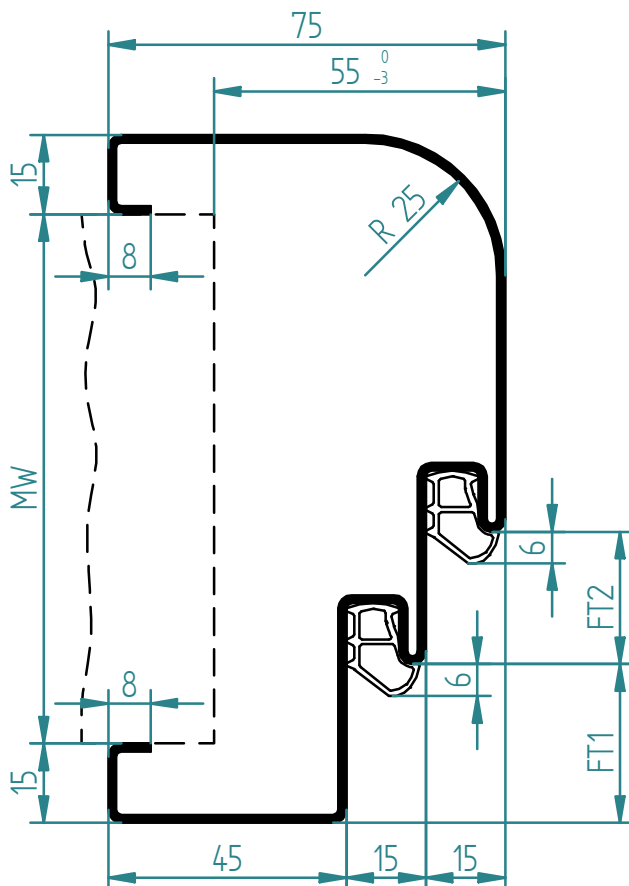
Befestigung Klemmbügel
 fissaggio morsetto
 fitting with clumb



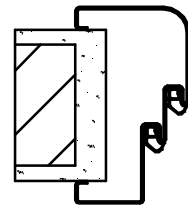
doppelt gefälztes Türblatt
 porta a doppia battuta
 double rebated door



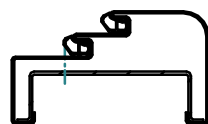
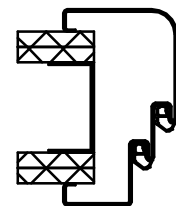
stumpf gefälztes Türblatt
 porta a filo con battuta
 flush rebated door



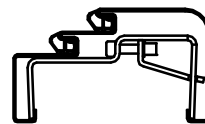
Montage auf fertiger Wand
 montaggio su parete finita
 fitting on finished wall



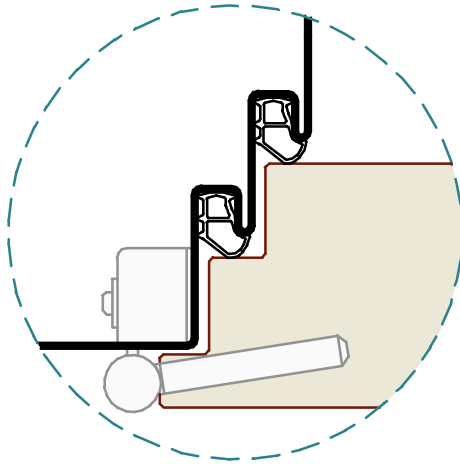
Montage auf Gipswand
 montaggio su parete
 in cartongesso
 fitting on stud/gypsum wall



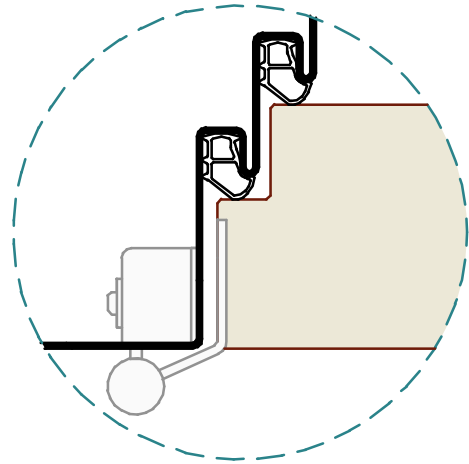
Befestigung Hutanker
 fissaggio staffe ad "U"
 fixing with "U" bracket



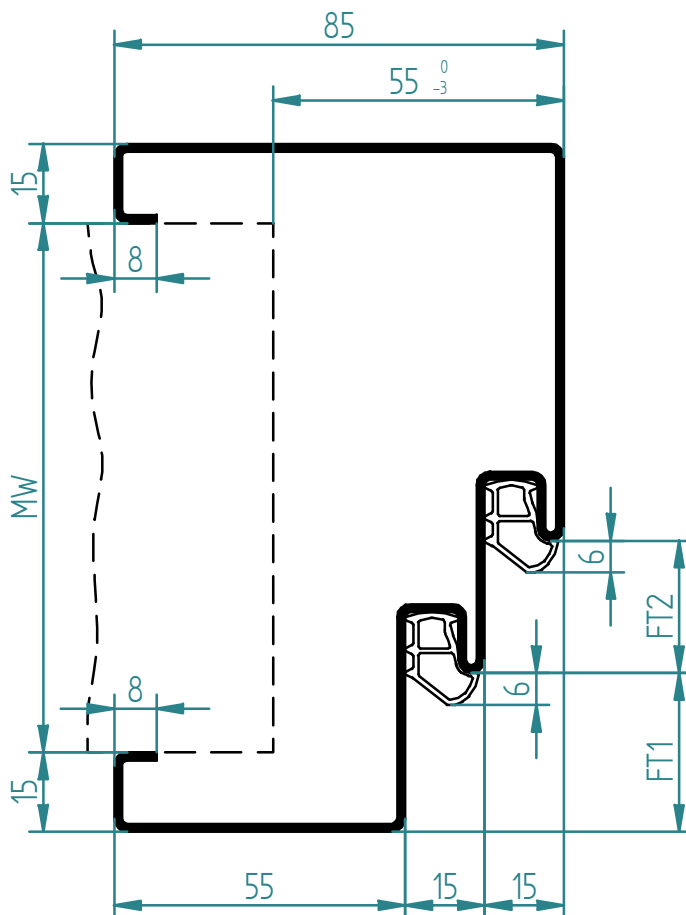
Befestigung Klemmbügel
 fissaggio morsetto
 fitting with clumb



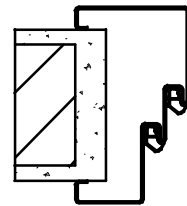
doppelt gefälztes Türblatt
 porta a doppia battuta
 double rebated door



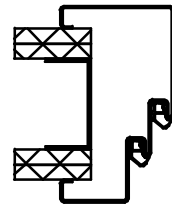
stumpf gefälztes Türblatt
 porta a filo con battuta
 flush rebated door



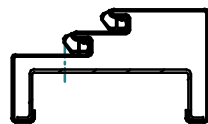
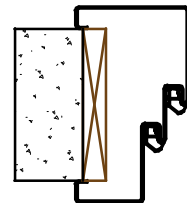
Montage auf fertiger Wand
 montaggio su parete finita
 fitting on finished wall



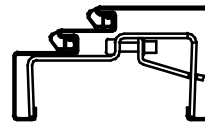
Montage auf Gipswand
 montaggio su parete
 in cartongesso
 fitting on stud/gypsum wall



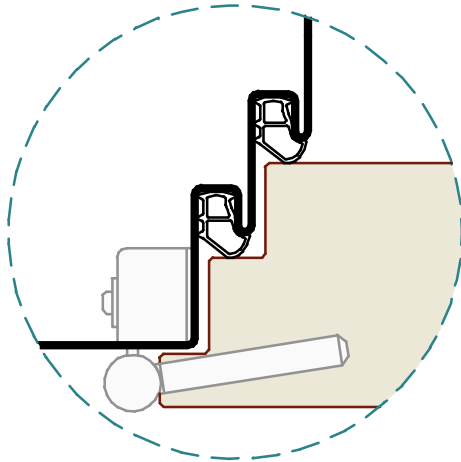
Montage auf Holzblindrahmen
 montaggio su falso telaio
 fitting on wooden subframe



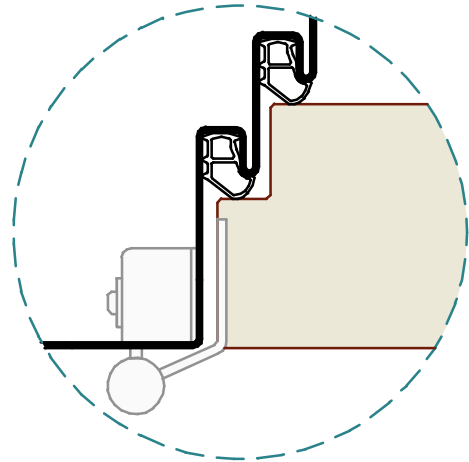
Befestigung Hutanker
 fissaggio staffe ad "U"
 fixing with "U" bracket



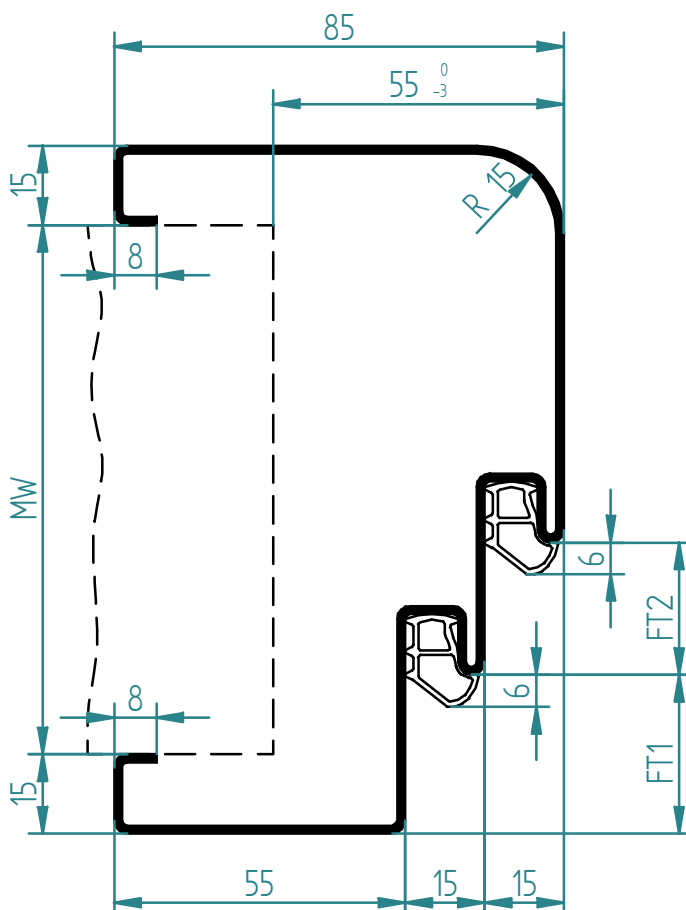
Befestigung Klemmbügel
 fissaggio morsetto
 fitting with clumb



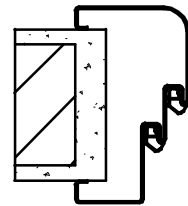
doppelt gefälztes Türblatt
 porta a doppia battuta
 double rebated door



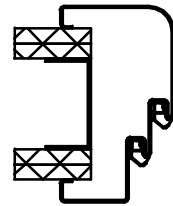
stumpf gefälztes Türblatt
 porta a filo con battuta
 flush rebated door



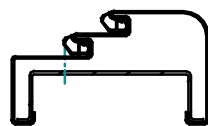
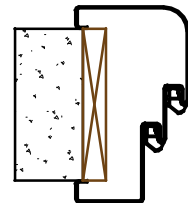
Montage auf fertiger Wand
 montaggio su parete finita
 fitting on finished wall



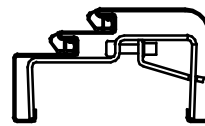
Montage auf Gipswand
 montaggio su parete
 in cartongesso
 fitting on stud/gypsum wall



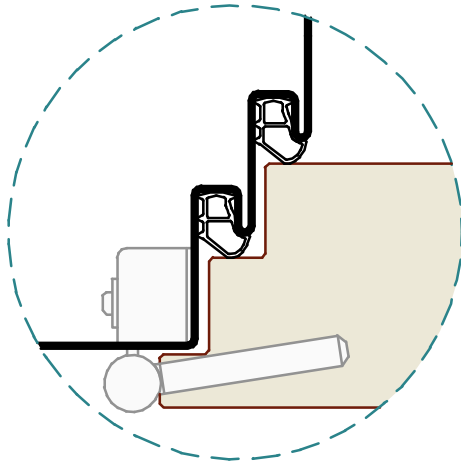
Montage auf Holzblindrahmen
 montaggio su falso telaio
 fitting on wooden subframe



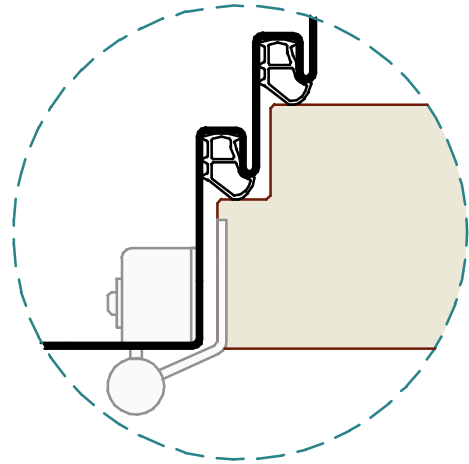
Befestigung Hutanker
 fissaggio staffe ad "U"
 fixing with "U" bracket



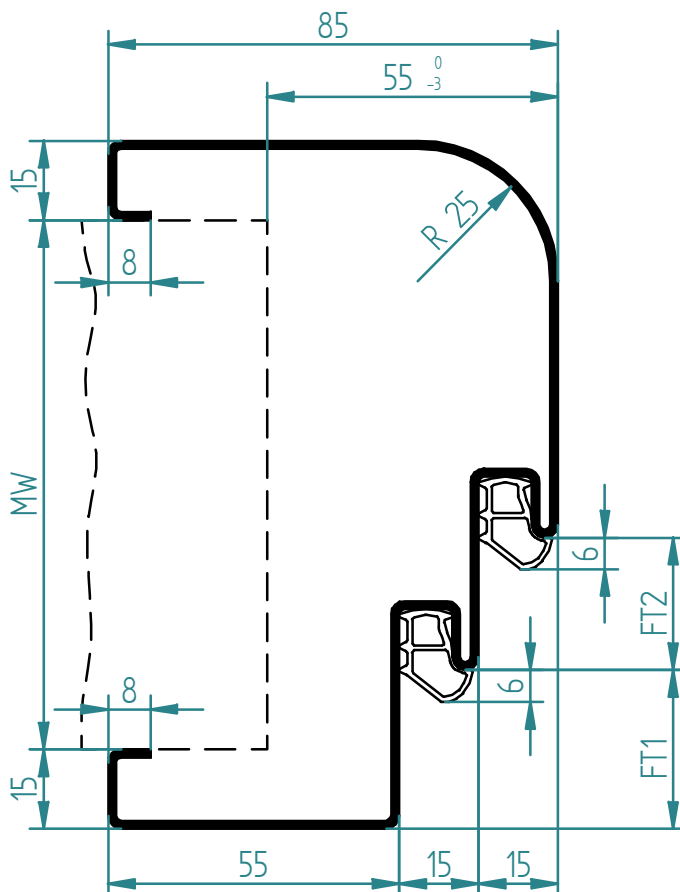
Befestigung Klemmbügel
 fissaggio morsetto
 fitting with clump



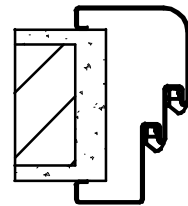
doppelt gefälztes Türblatt
 porta a doppia battuta
 double rebated door



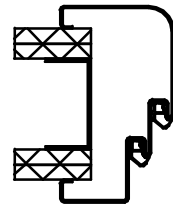
stumpf gefälztes Türblatt
 porta a filo con battuta
 flush rebated door



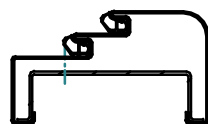
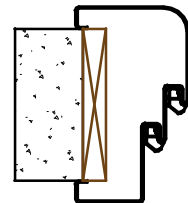
Montage auf fertiger Wand
 montaggio su parete finita
 fitting on finished wall



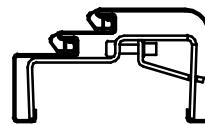
Montage auf Gipswand
 montaggio su parete
 in cartongesso
 fitting on stud/gypsum wall



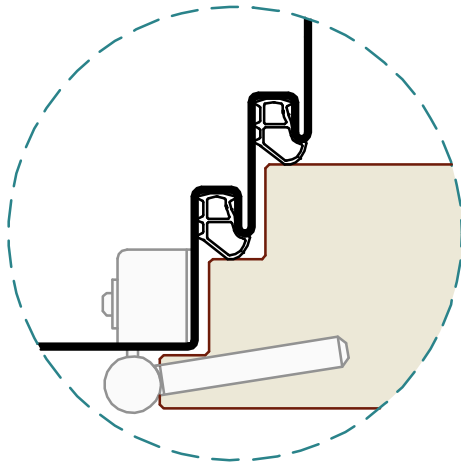
Montage auf Holzblindrahmen
 montaggio su falso telaio
 fitting on wooden subframe



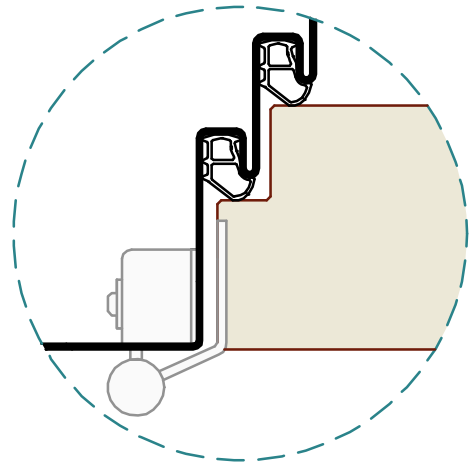
Befestigung Hutanker
 fissaggio staffe ad "U"
 fixing with "U" bracket



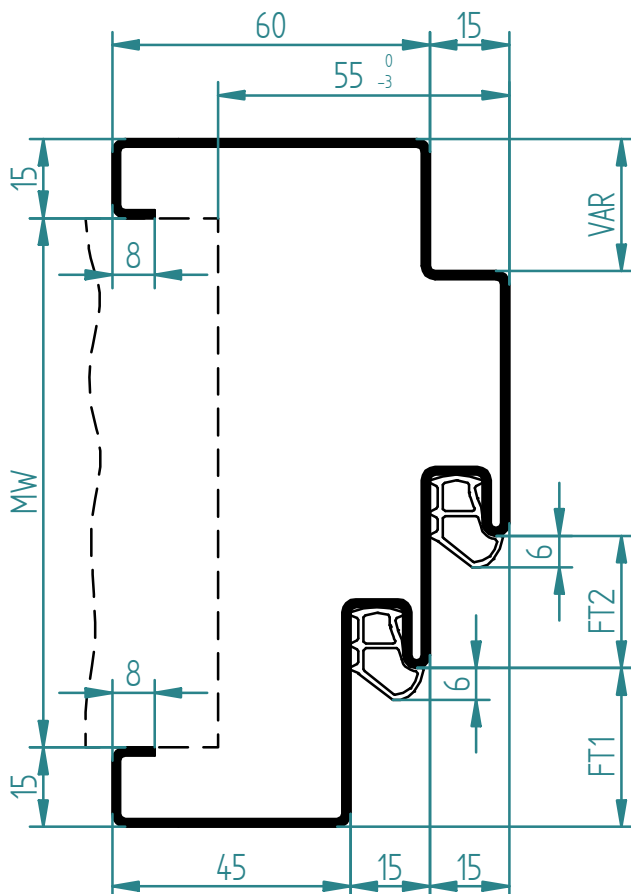
Befestigung Klemmbügel
 fissaggio morsetto
 fitting with clumb



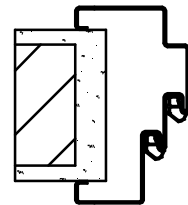
doppelt gefälztes Türblatt
 porta a doppia battuta
 double rebated door



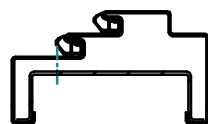
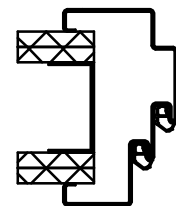
stumpf gefälztes Türblatt
 porta a filo con battuta
 flush rebated door



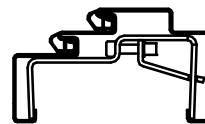
Montage auf fertiger Wand
 montaggio su parete finita
 fitting on finished wall



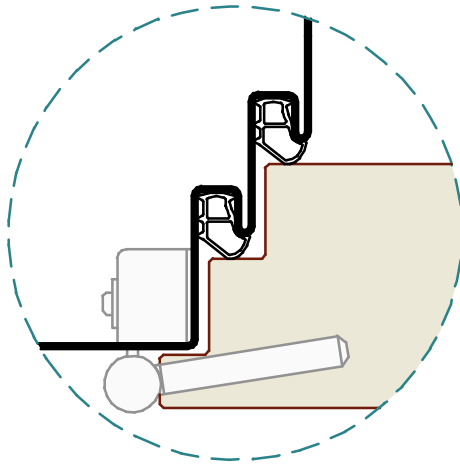
Montage auf Gipswand
 montaggio su parete
 in cartongesso
 fitting on stud/gypsum wall



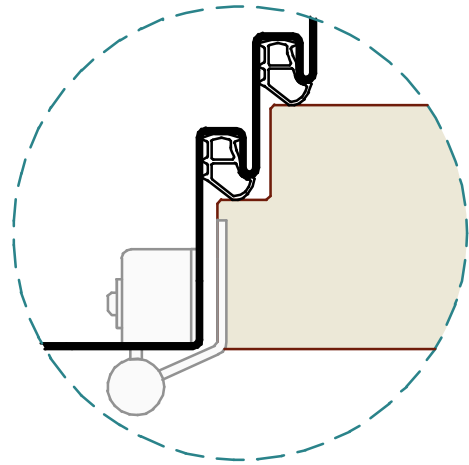
Befestigung Hutanker
 fissaggio staffe ad "U"
 fixing with "U" bracket



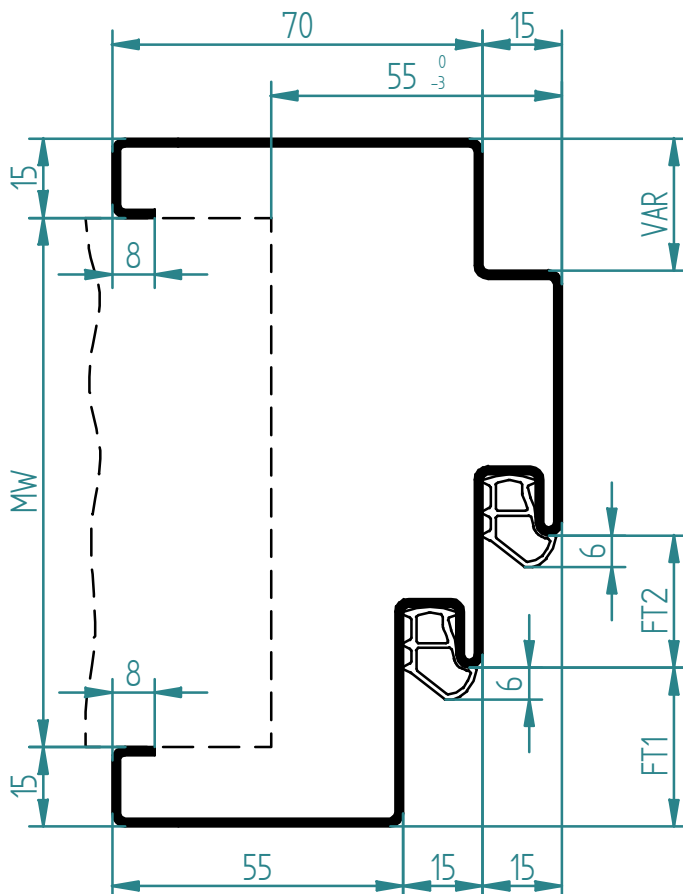
Befestigung Klemmbügel
 fissaggio morsetto
 fitting with clumb



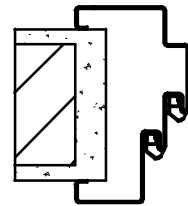
doppelt gefälztes Türblatt
 porta a doppia battuta
 double rebated door



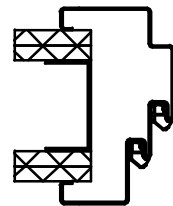
stumpf gefälztes Türblatt
 porta a filo con battuta
 flush rebated door



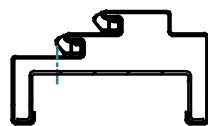
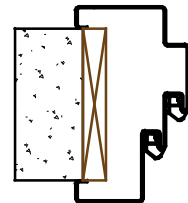
Montage auf fertiger Wand
 montaggio su parete finita
 fitting on finished wall



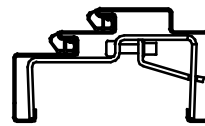
Montage auf Gipswand
 montaggio su parete
 in cartongesso
 fitting on stud/gypsum wall



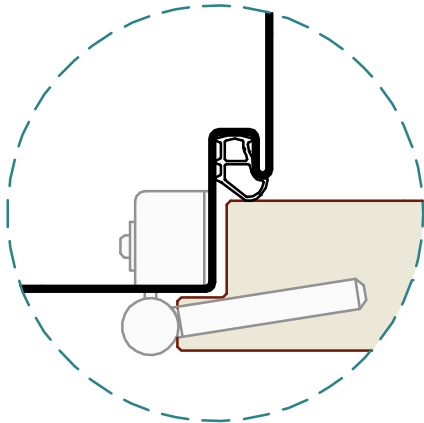
Montage auf Holzblindrahmen
 montaggio su falso telaio
 fitting on wooden subframe



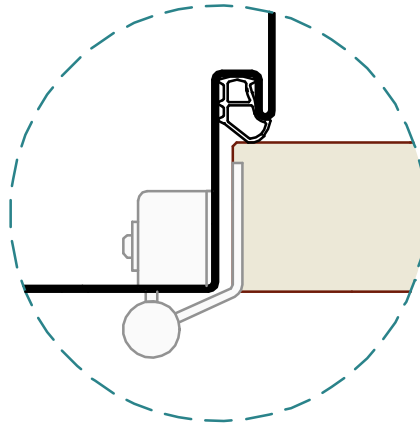
Befestigung Hutanker
 fissaggio staffe ad "U"
 fixing with "U" bracket



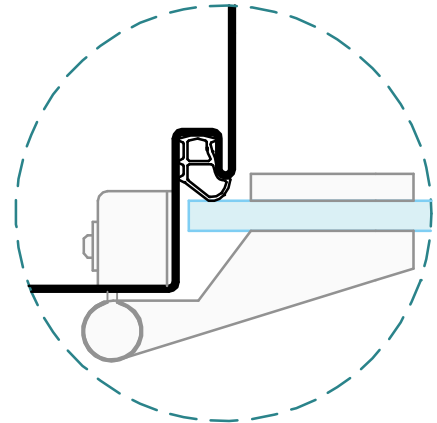
Befestigung Klemmbügel
 fissaggio morsetto
 fitting with clumb



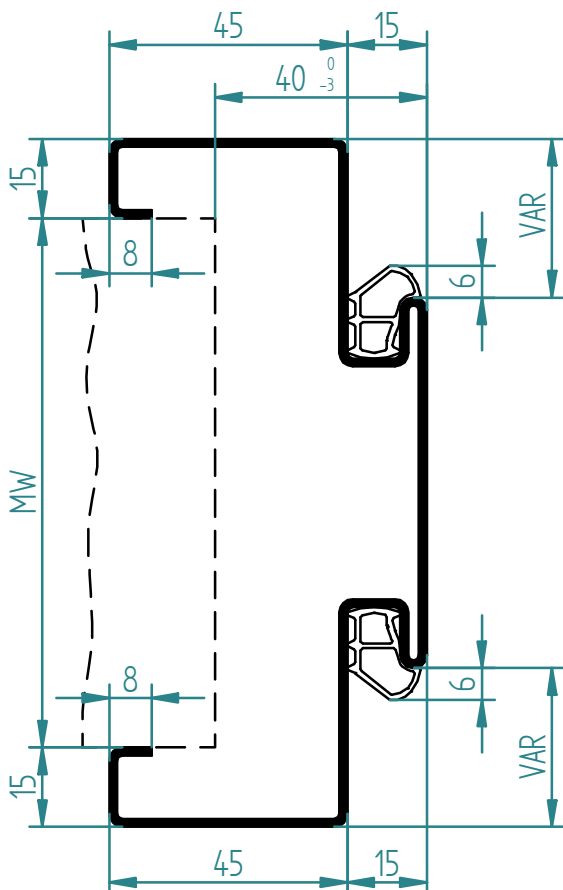
gefälztes Türblatt
 porta a battuta
 rebated door



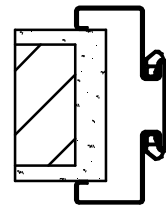
stumpfes Türblatt
 porta a filo senza battuta
 flush door



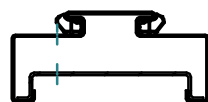
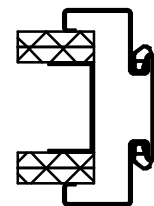
Ganzglastür
 porta in cristallo
 glass door



Montage auf fertiger Wand
 montaggio su parete finita
 fitting on finished wall



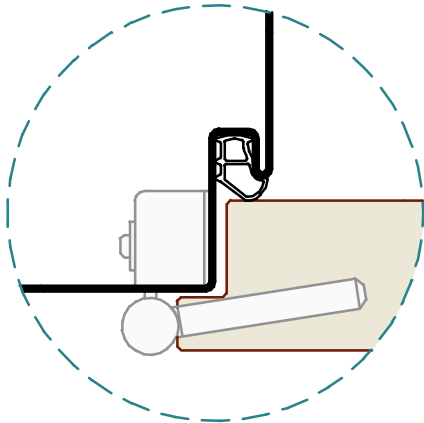
Montage auf Gipswand
 montaggio su parete
 in cartongesso
 fitting on stud/gypsum wall



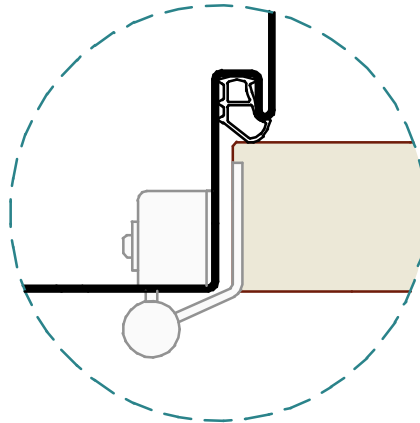
Befestigung Hutanker
 fissaggio staffe ad "U"
 fixing with "U" bracket



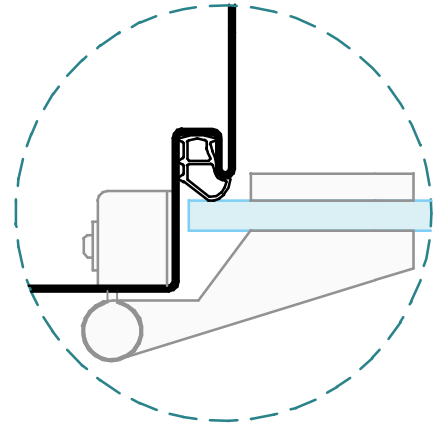
Befestigung Klemmbügel
 fissaggio morsetto
 fitting with clumb



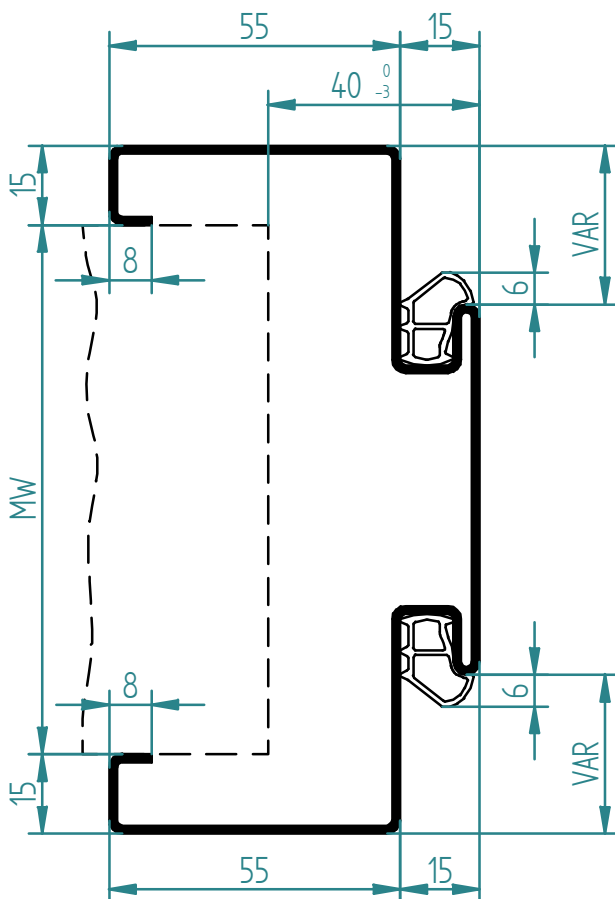
gefälztes Türblatt
 porta a battuta
 rebated door



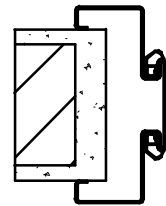
stumpfes Türblatt
 porta a filo senza battuta
 flush door



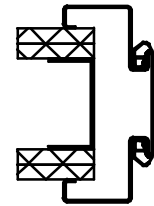
Ganzglastür
 porta in cristallo
 glass door



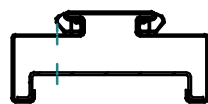
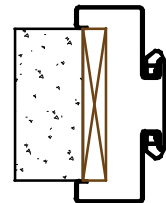
Montage auf fertiger Wand
 montaggio su parete finita
 fitting on finished wall



Montage auf Gipswand
 montaggio su parete
 in cartongesso
 fitting on stud/gypsum wall



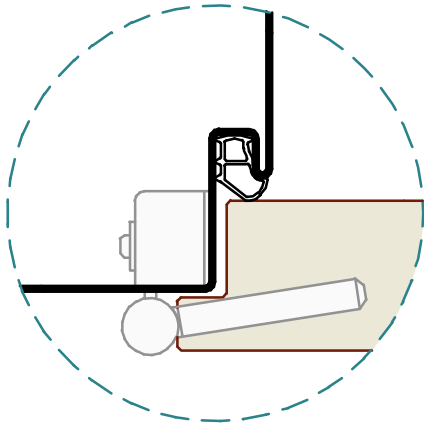
Montage auf Holzblindrahmen
 montaggio su falso telaio
 fitting on wooden subframe



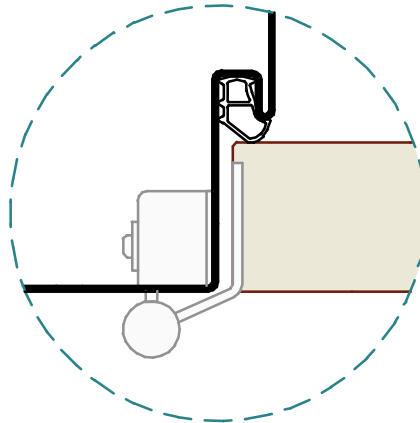
Befestigung Hutanker
 fissaggio staffe ad "U"
 fixing with "U" bracket



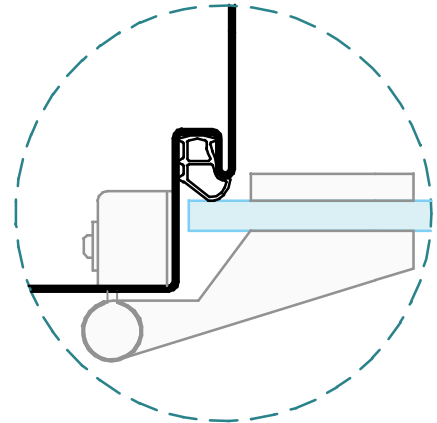
Befestigung Klemmbügel
 fissaggio morsetto
 fitting with clumb



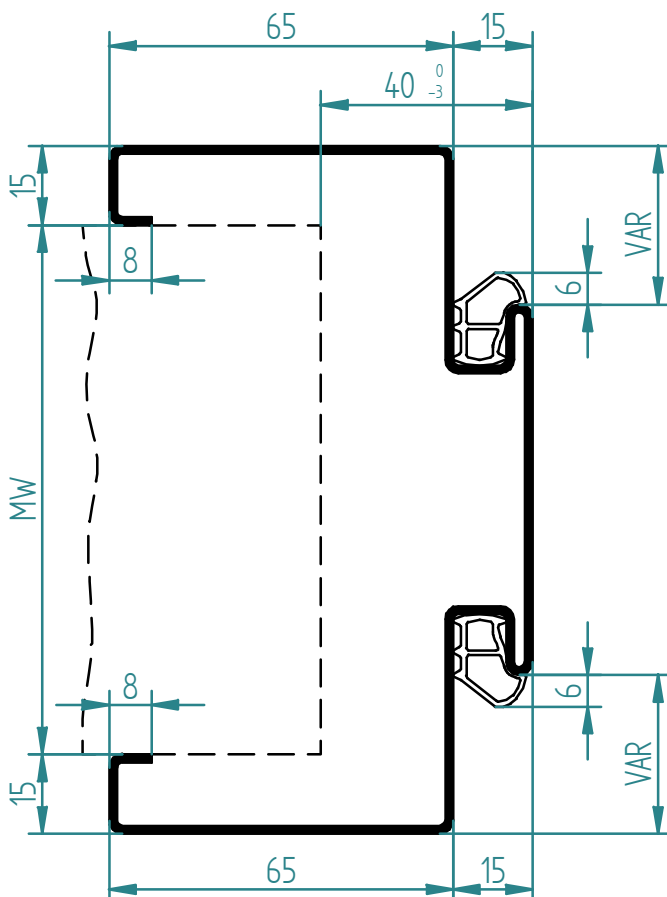
gefälztes Türblatt
 porta a battuta
 rebated door



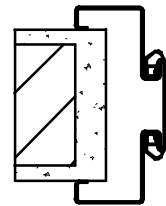
stumpfes Türblatt
 porta a filo senza battuta
 flush door



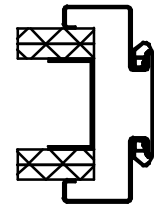
Ganzglastür
 porta in cristallo
 glass door



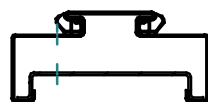
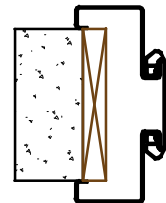
Montage auf fertiger Wand
 montaggio su parete finita
 fitting on finished wall



Montage auf Gipswand
 montaggio su parete
 in cartongesso
 fitting on stud/gypsum wall



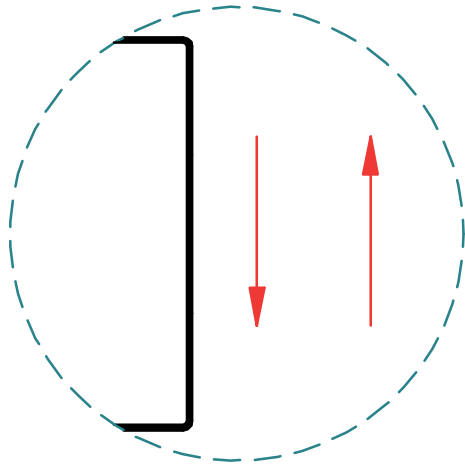
Montage auf Holzblindrahmen
 montaggio su falso telaio
 fitting on wooden subframe



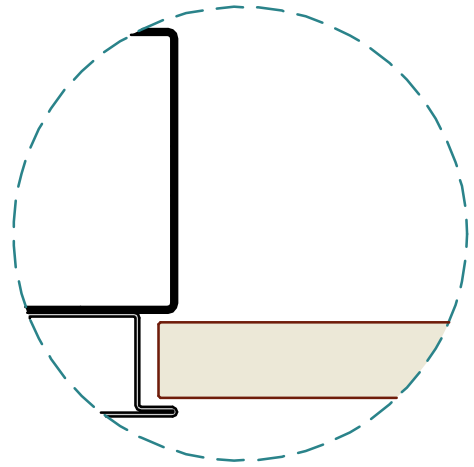
Befestigung Hutanker
 fissaggio staffe ad "U"
 fixing with "U" bracket



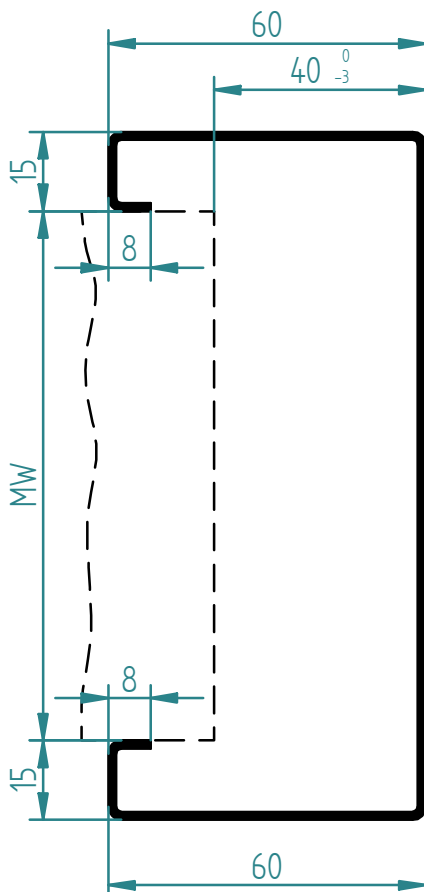
Befestigung Klemmbügel
 fissaggio morsetto
 fitting with clumb



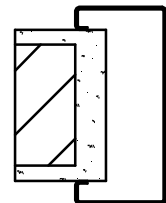
Durchgangszarge
 telai di passaggio
 trespassing frames



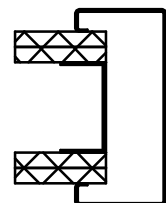
Stahlzarge für Schiebetür
 casseporte per porte scorrevoli
 steel frames for sliding doors



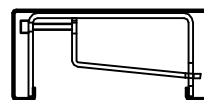
Montage auf fertiger Wand
 montaggio su parete finita
 fitting on finished wall



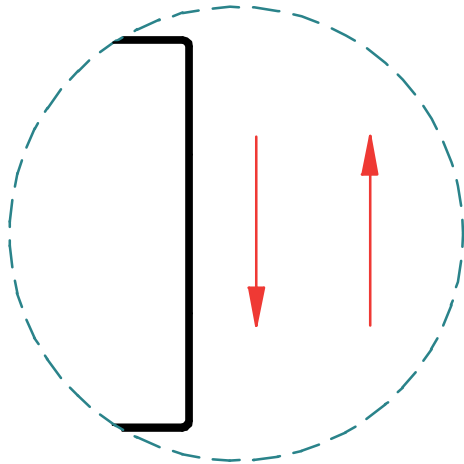
Montage auf Gipswand
 montaggio su parete
 in cartongesso
 fitting on stud/gypsum wall



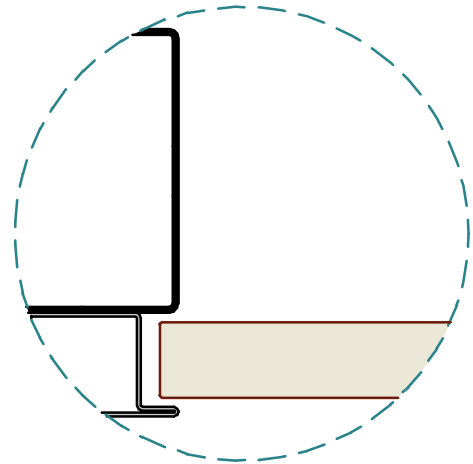
Befestigung Hutanker
 fissaggio staffe ad "U"
 fixing with "U" bracket



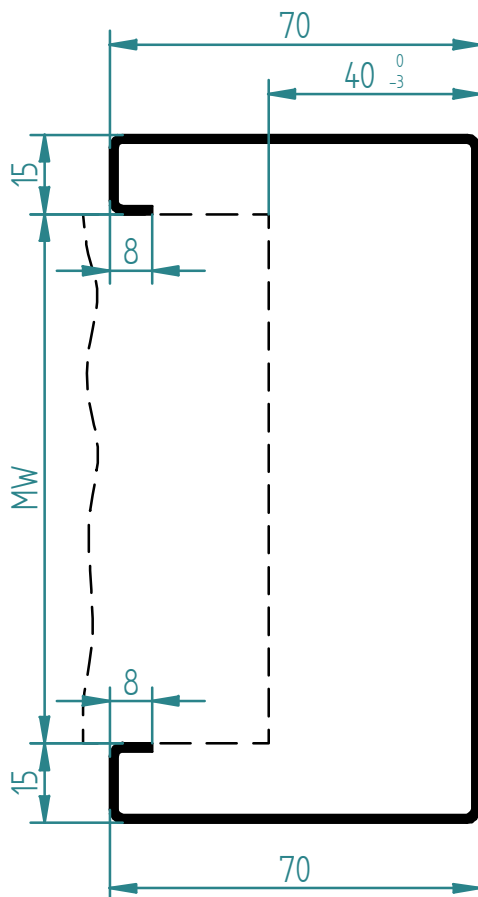
Befestigung Klemmbügel
 fissaggio morsetto
 fitting with clumb



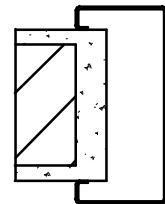
Durchgangszarge
 telai di passaggio
 trespassing frames



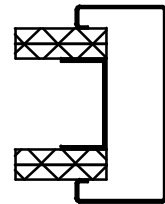
Stahlzarge für Schiebetür
 casseporte per porte scorrevoli
 steel frames for sliding doors



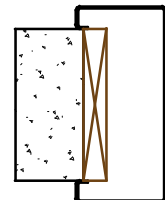
Montage auf fertiger Wand
 montaggio su parete finita
 fitting on finished wall



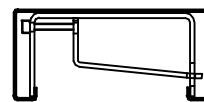
Montage auf Gipswand
 montaggio su parete
 in cartongesso
 fitting on stud/gypsum wall



Montage auf Holzblindrahmen
 montaggio su falso telaio
 fitting on wooden subframe

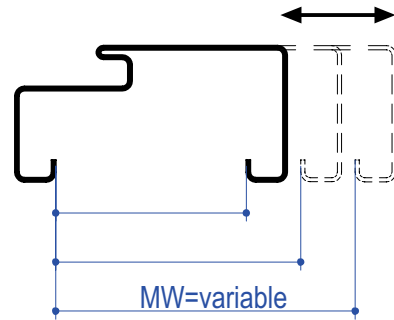
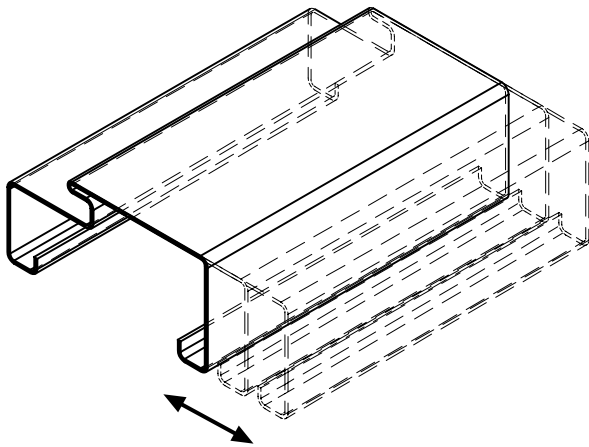


Befestigung Hutanker
 fissaggio staffe ad "U"
 fixing with "U" bracket

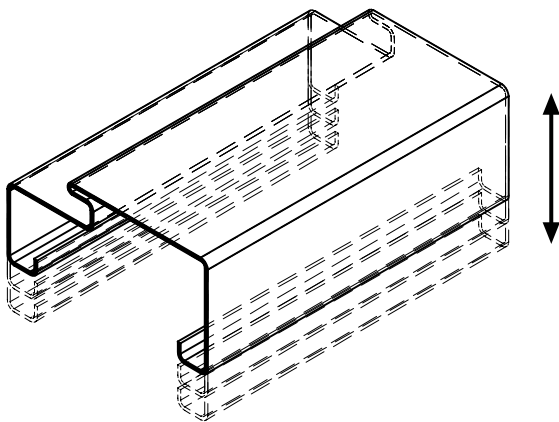


Befestigung Klemmbügel
 fissaggio morsetto
 fitting with clumb

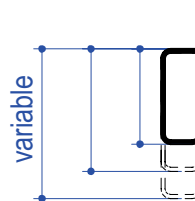
Sonderprofile auf Anfrage
produciamo anche profili su richiesta
special profile on request



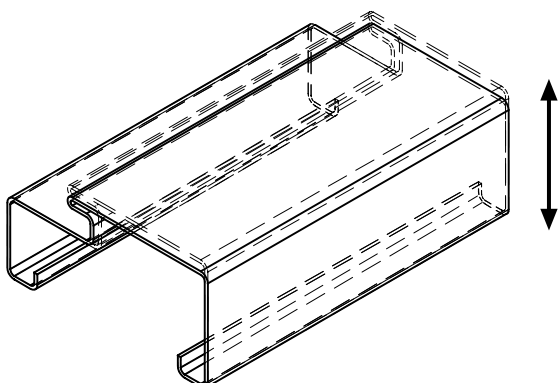
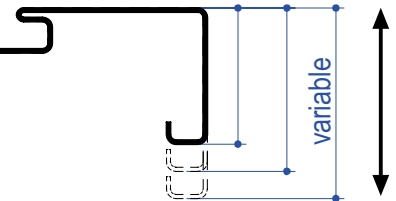
MW = Wandstärke / Maulweite
MW = Spessore parete
MW = Wall thickness



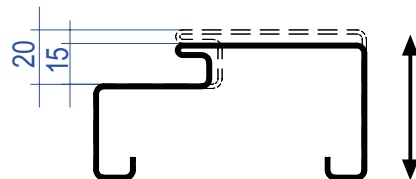
Spiegel Falzseite
Mostrina lato battuta
Face rebate side



Spiegel Falzgegenseite
Mostrina lato opposto battuta
Face sleeve side

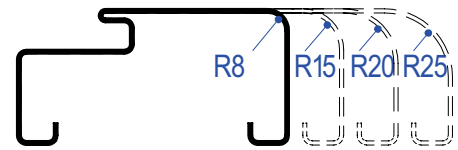
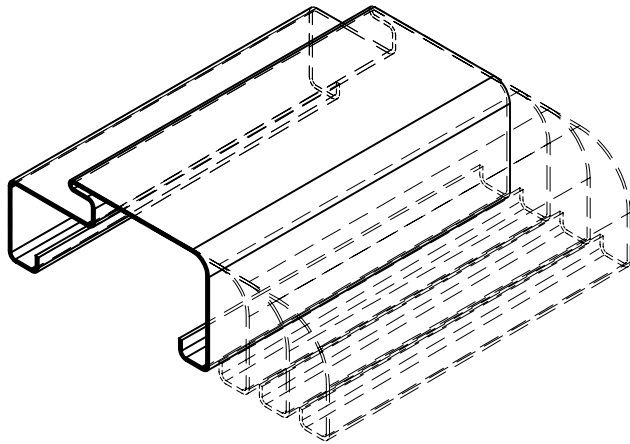


Falzbreite
larghezza battuta
Rebate width

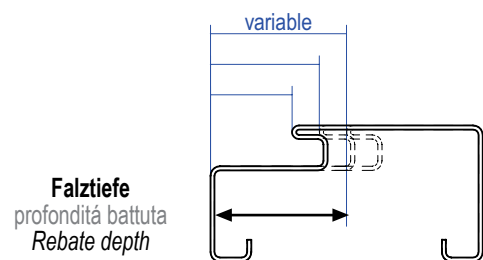
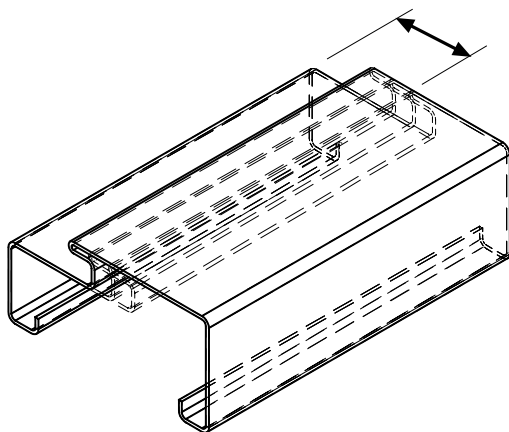
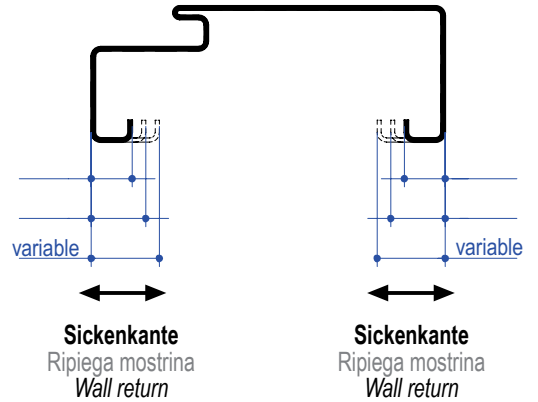
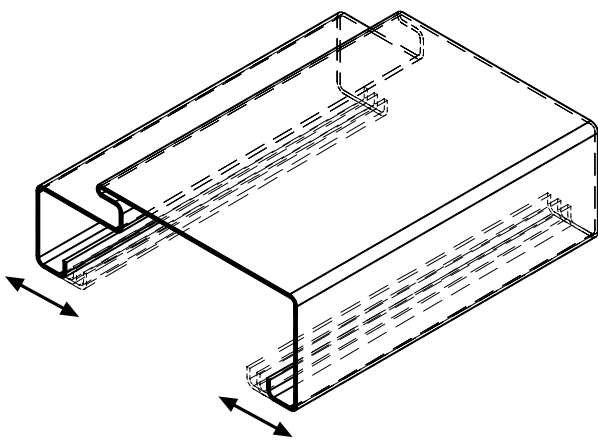


Sonderprofile auf Anfrage
produciamo anche profili su richiesta
special profile on request

R = Radius
R = raggio
R = radius

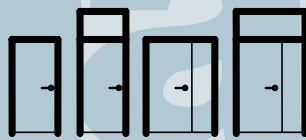


gerundet
raggiato
rounded



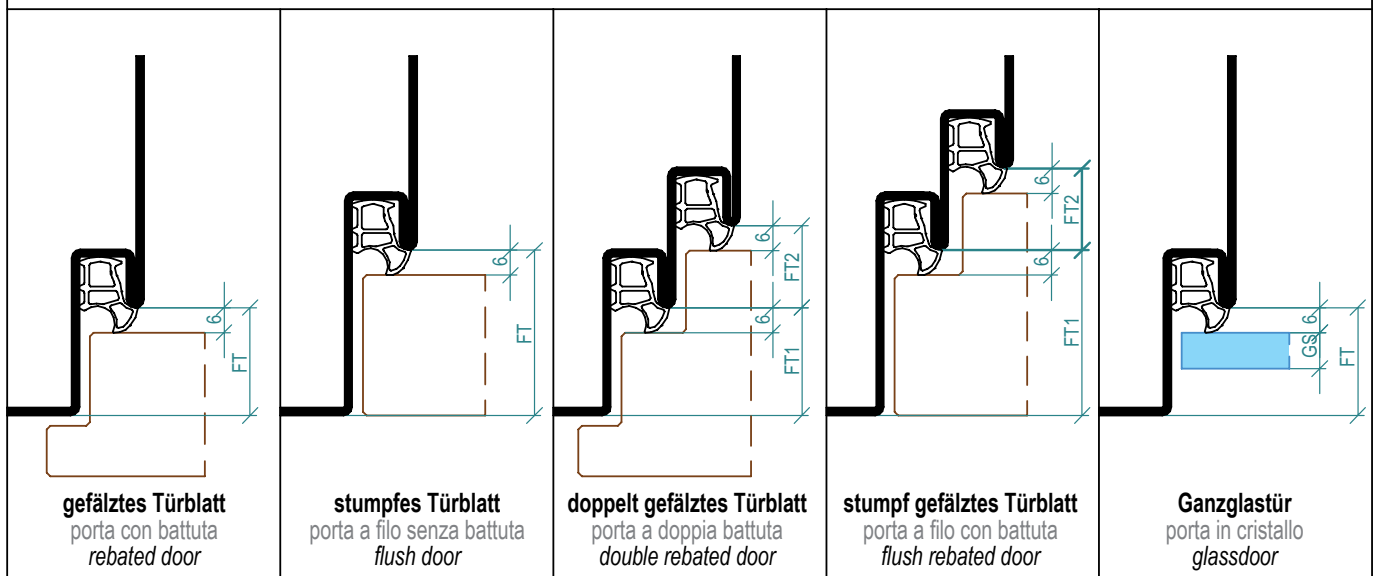
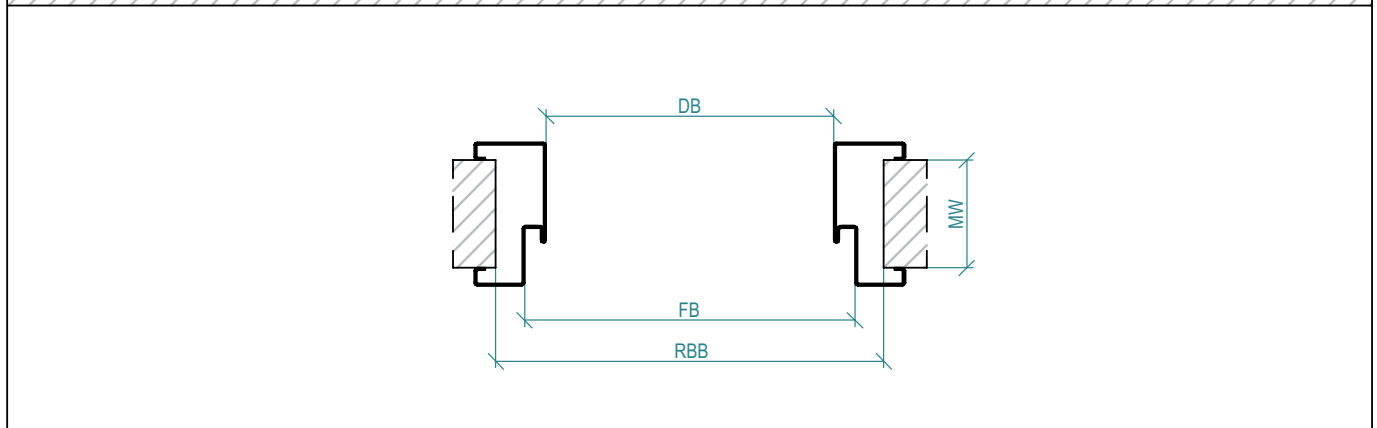
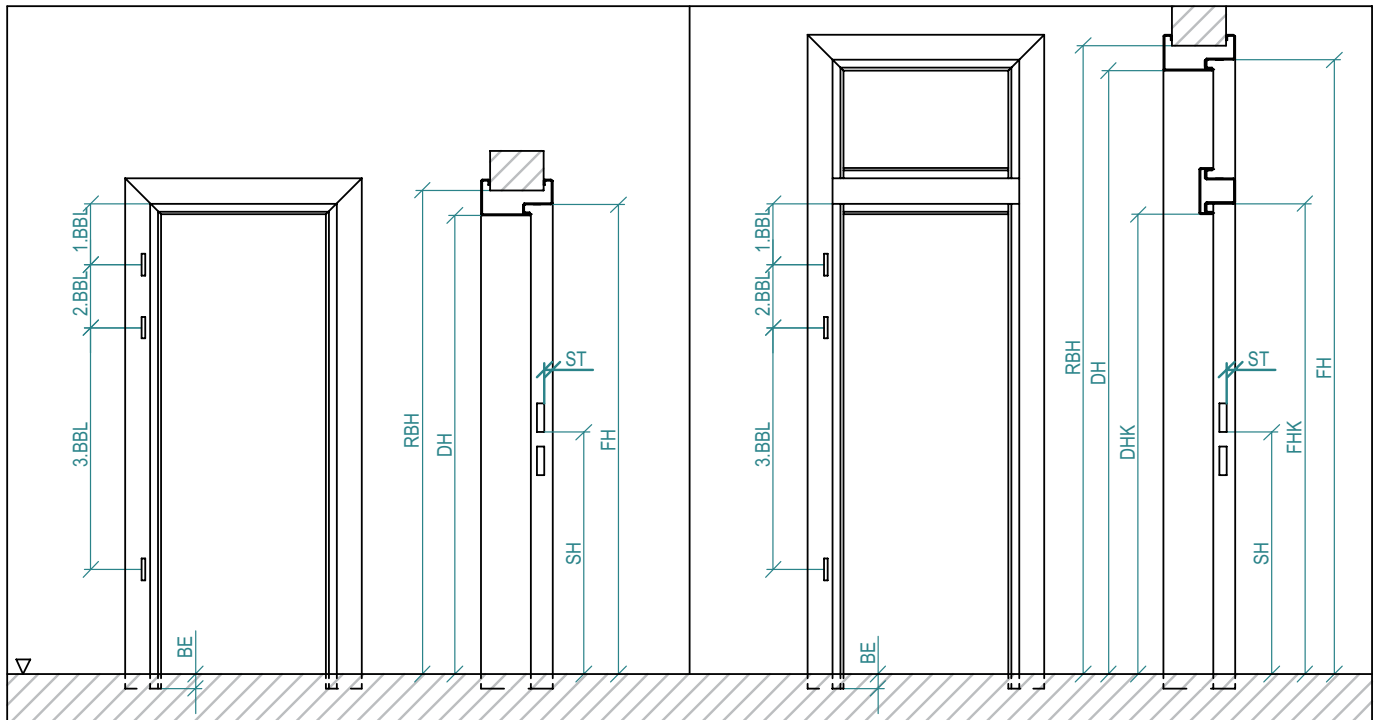
	<table border="1"> <tr><td>A</td><td>head part</td></tr> <tr><td>B</td><td>hinged jamb</td></tr> <tr><td>C</td><td>locked jamb</td></tr> <tr><td>D</td><td>screw 4,8 x 19</td></tr> <tr><td>E</td><td>screw 4,5 x 50</td></tr> <tr><td>F</td><td>cover cap</td></tr> <tr><td>G</td><td>rubber seal</td></tr> </table>	A	head part	B	hinged jamb	C	locked jamb	D	screw 4,8 x 19	E	screw 4,5 x 50	F	cover cap	G	rubber seal		
A	head part																
B	hinged jamb																
C	locked jamb																
D	screw 4,8 x 19																
E	screw 4,5 x 50																
F	cover cap																
G	rubber seal																
<p>1</p>	<p>2</p>																
<p>3</p>	<p>4</p>																
<p>5</p>	<p>6</p> <p>6.1</p> <p>6.2</p> <p>6.3</p> <p>⌀ F</p>																
<p>7</p>	<p>8</p>																
<p>9</p> <p>* hinge dependent</p>	<p>10</p>																

	<p>A head part B hinged jamb C locked jamb D screw 4,8 x 19 E screw 4,5 x 50 F cover cap G rubber seal</p>		
<p>1</p>	<p>2</p>	<p>3</p>	<p>4</p>
<p>5</p>	<p>6</p>	<p>7</p>	<p>8</p>
<p>9</p>	<p>10</p>	<p>10</p>	<p>10</p>
<p>9</p> <p>* hinge dependent</p>			



Via stazione 22/A, I-39035 Monguefio (BZ)
 Tel. +39 0474 947 200, Fax 947 299
 www.rema-online.it E-mail info@rema-online.it

SPEED




 Via stazione 22/A, I-39035 Monguelfo (BZ)
 Tel. +39 0474 947 200, Fax 947 299
 www.rema-online.it E-mail info@rema-online.it

SPEED

Kunde:	Lieferung:	
Anschrift:	Kunde bzw. Baustelle:	
UID.Nr.		
Tel.:	Fax.:	
e-mail		
Kontaktperson:	e-mail	
Projekt:	Tel.:	Fax.:
Gewünschter Liefertermin KW:	Kontaktperson:	Mobil:

1.) Material <input type="checkbox"/> 1,5 mm verzinktes Stahlblech <input type="checkbox"/> 2,0 mm verzinktes Stahlblech <input type="checkbox"/> Edelstahl V2A 1,5 mm SB <input type="checkbox"/> Edelstahl V4A 1,5 mm SB <input type="checkbox"/> andere _____ 2.) Oberfläche <input type="checkbox"/> roh <input type="checkbox"/> pulvergrundiert (RAL 9010) <input type="checkbox"/> pulverbeschichtet RAL _____ <input type="checkbox"/> glatt-glänzend <input type="checkbox"/> glatt-matt <input type="checkbox"/> Feinstruktur-seidenglänzend <input type="checkbox"/> Feinstruktur-matt <input type="checkbox"/> andere _____ 3.) Falzausführung Türblatt <input type="checkbox"/> gefälzt 25,5 mm oder _____ <input type="checkbox"/> stumpf 40 mm oder _____ <input type="checkbox"/> Doppelfalz überfälzt FT1 _____ FT2 _____ <input type="checkbox"/> Doppelfalz stumpf FT1 _____ FT2 _____ <input type="checkbox"/> Glastürblatt _____ (8-10) 4.) Bandaufnahme <input type="checkbox"/> V8600 <input type="checkbox"/> VX 7511 3D <input type="checkbox"/> VN 7608 120 3D <input type="checkbox"/> VN 7608 160 3D <input type="checkbox"/> andere _____	5.) Bandbezugslinien <input type="checkbox"/> 1.BBL 241 mm 2.BBL 1435 mm <input type="checkbox"/> 1.BBL 241 mm 2.BBL 1560 mm <input type="checkbox"/> 1.BBL _____ mm 2.BBL _____ mm <input type="checkbox"/> 3.BBL _____ mm 3.BBL 250 mm <input type="checkbox"/> 3.BBL mittig _____ 4.BBL _____ mm 6.) Schlossstanzung <input type="checkbox"/> 62-23-62 mit verstellbarem Schliessblech <input type="checkbox"/> andere _____ 7.) Schlosstiefe (ST) <input type="checkbox"/> gefälzt ST=4 mm oder _____ mm <input type="checkbox"/> stumpf ST=15,5 mm oder _____ mm 8.) Schloßhöhe (SH) <input type="checkbox"/> 1050 mm <input type="checkbox"/> andere _____ 9.) Befestigung <input type="checkbox"/> Maueranker für Beton / Mauerwerk <input type="checkbox"/> Hutanker für Gipskartonmontage <input type="checkbox"/> Klemmbügel und Rapid Block für SPEED <input type="checkbox"/> verstellbare Universallasche für TELESCOP / S2 <input type="checkbox"/> andere _____ 10.) Kämpferprofil für Oberlichte <input type="checkbox"/> ja <input type="checkbox"/> nein <input type="checkbox"/> Kämpferprofil ALUMINIUM 45-75 <input type="checkbox"/> Kämpferprofil STAHL gekantet: Profiltyp _____	11.) Glasleistenprofil für Oberlichte <input type="checkbox"/> Aluminiumglasleiste 15x15mm zum Aufklipsen <input type="checkbox"/> Profilorhrglasleiste _____x15mm zum Aufschrauben <input type="checkbox"/> andere _____ 12.) Glasstärke für Oberlichte _____ mm 13.) Dichtungstyp C 1397 <input type="checkbox"/> grau <input type="checkbox"/> schwarz <input type="checkbox"/> weiss <input type="checkbox"/> braun 14.) Bodeneinstand (BE) <input type="checkbox"/> ohne <input type="checkbox"/> mit: _____ mm 15.) Extras <input type="checkbox"/> ohne <input type="checkbox"/> mit: _____ 16.) Bandlieferung <input type="checkbox"/> ja <input type="checkbox"/> nein Bandtyp _____ 17.) Zeichnungen <input type="checkbox"/> ja <input type="checkbox"/> nein Zeichnungsnr.: _____
----------------------------------------------------------------------------------------------------------------------------------------------------------------------------------------------------------------------------------------------------------------------------------------------------------------------------------------------------------------------------------------------------------------------------------------------------------------------------------------------------------------------------------------------------------------------------------------------------------------------------------------------------------------------------------------------------------------------------------------------------------------------------------------------------------------------------------------------------------------------------------------------------------------------------------------------------------------------------------------------------------------------------------------------------------------------------------------------------------------------------------------------------------------------------------------------------------------------------------------------------------------------------------------------	---------------------------------------------------------------------------------------------------------------------------------------------------------------------------------------------------------------------------------------------------------------------------------------------------------------------------------------------------------------------------------------------------------------------------------------------------------------------------------------------------------------------------------------------------------------------------------------------------------------------------------------------------------------------------------------------------------------------------------------------------------------------------------------------------------------------------------------------------------------------------------------------------------------------------------------------------------------------------------------------------------------------------------------------------------------------------------------------------------------------------------------------------------------------------------------------------------------------------------------------------------------------------------------------------------------------------------------------------------------------------------------	--------------------------------------------------------------------------------------------------------------------------------------------------------------------------------------------------------------------------------------------------------------------------------------------------------------------------------------------------------------------------------------------------------------------------------------------------------------------------------------------------------------------------------------------------------------------------------------------------------------------------------------------------------------------------------------------------------------------------------------------------------------------------------------------------------------------------------------------------------------------------------------------------------------------------------------------

pos.	Profiltyp	MW	Wandöffnungsmass: RBB / RBH		Kämpferhöhe für Oberlichte	Öffnungsrichtung DIN		2 flg.	ges. Stückz.	EXTRAS	Preis
			Zargenfalzmass: FB / FH	lichtes Durchgangsmass: DB / DH		L	R				
			Breite	Höhe	DHK						

Auftragsnr. _____ Datum: _____ Unterschrift: _____


 Via stazione 22/A, I-39035 Monguefio (BZ)
 Tel. +39 0474 947 200, Fax 947 299
 www.rema-online.it E-mail info@rema-online.it

SPEED

cliente:	spedizione:	
indirizzo:	cliente opp. cantiere:	
P. IVA:		
Tel.:	Fax.:	
e-mail		
Persona di contatto:	e-mail	
Progetto:	Tel.:	Fax.:
Consegna richiesta: _____	Persona di contatto:	cellulare:

1.) materiale <input type="checkbox"/> lamiera zincata 1,5 mm <input type="checkbox"/> lamiera zincata 2,0 mm <input type="checkbox"/> acciaio INOX AISI 304 1,5 mm <input type="checkbox"/> acciaio INOX AISI 316 1,5 mm <input type="checkbox"/> altri _____ 2.) superficie <input type="checkbox"/> zincata <input type="checkbox"/> con mano di fondo (RAL 9010) <input type="checkbox"/> verniciato a polveri RAL _____ <input type="checkbox"/> liscio - lucido <input type="checkbox"/> liscio - opaco <input type="checkbox"/> raggrinz. - semilucido <input type="checkbox"/> raggrinz. - opaco <input type="checkbox"/> altri _____ 3.) esecuzione battuta <input type="checkbox"/> porta con battuta 25,5 mm o _____ <input type="checkbox"/> porta senza battuta 40 mm o _____ <input type="checkbox"/> porta a doppia battuta FT1 _____ FT2 _____ <input type="checkbox"/> porta a filo con battuta FT1 _____ FT2 _____ <input type="checkbox"/> porta in cristallo _____ (8-10) 4.) predisposizione per cerniere <input type="checkbox"/> V8600 <input type="checkbox"/> VX 7511 3D <input type="checkbox"/> VN 7608 120 3D <input type="checkbox"/> VN 7608 160 3D <input type="checkbox"/> altri _____	5.) posizionamento cerniere <input type="checkbox"/> 1.BBL 241 mm 2.BBL 1435 mm <input type="checkbox"/> 1.BBL 241 mm 2.BBL 1560 mm <input type="checkbox"/> 1.BBL _____ mm 2.BBL _____ mm <input type="checkbox"/> 3.BBL _____ mm 3.BBL 250 mm <input type="checkbox"/> 3.BBL centrale 4.BBL _____ mm 6.) foro serratura <input type="checkbox"/> 62-23-62 con incontro serratura regolabile <input type="checkbox"/> altri _____ 7.) profondità serratura (ST) <input type="checkbox"/> per porta con battuta ST=4 mm o _____ mm <input type="checkbox"/> per porta senza battuta ST=15,5 mm o _____ mm 8.) altezza serratura (SH) <input type="checkbox"/> 1050 mm <input type="checkbox"/> altri _____ 9.) sistema di ancoraggio <input type="checkbox"/> zanche da murare per cemento <input type="checkbox"/> staffe per fissaggio per parete in cartongesso <input type="checkbox"/> morsetto e Rapid Block per SPEED <input type="checkbox"/> staffa universale regolabile per TELESCOP / S2 <input type="checkbox"/> altri _____ 10.) profilo traverso per soprauce <input type="checkbox"/> sì _____ no _____ <input type="checkbox"/> profilo traverso in alluminio 45-75 <input type="checkbox"/> profilo traverso piegato in acciaio: tipo _____	11.) fermavetro per soprauce <input type="checkbox"/> fermavetro-clip 15x15mm in alluminio <input type="checkbox"/> fermavetro tubolare _____x15mm per avvitare <input type="checkbox"/> altri _____ 12.) spessore vetro per soprauce _____mm 13.) tipo di guarnizione C 1397 <input type="checkbox"/> grigio <input type="checkbox"/> nero <input type="checkbox"/> bianco <input type="checkbox"/> marrone 14.) incasso nel pavimento (BE) <input type="checkbox"/> senza <input type="checkbox"/> con: _____mm 15.) Extras <input type="checkbox"/> senza <input type="checkbox"/> con: _____ 16.) fornitura cerniere <input type="checkbox"/> sì _____ no _____ tipo cerniera _____ 17.) disegni <input type="checkbox"/> sì _____ no _____ disegno nr.: _____
----------------------------------------------------------------------------------------------------------------------------------------------------------------------------------------------------------------------------------------------------------------------------------------------------------------------------------------------------------------------------------------------------------------------------------------------------------------------------------------------------------------------------------------------------------------------------------------------------------------------------------------------------------------------------------------------------------------------------------------------------------------------------------------------------------------------------------------------------------------------------------------------------------------------------------------------------------------------------------------------------------------------------------------------------------------------------------------------------------------------------------------------------------------------------------------------------------------------------------------------------------------------------------------------------------------------------------------------	------------------------------------------------------------------------------------------------------------------------------------------------------------------------------------------------------------------------------------------------------------------------------------------------------------------------------------------------------------------------------------------------------------------------------------------------------------------------------------------------------------------------------------------------------------------------------------------------------------------------------------------------------------------------------------------------------------------------------------------------------------------------------------------------------------------------------------------------------------------------------------------------------------------------------------------------------------------------------------------------------------------------------------------------------------------------------------------------------------------------------------------------------------------------------------------------------------------------------------------------------------------------------------------------------------------------------------------------------------------------------------------------------------------------------	---------------------------------------------------------------------------------------------------------------------------------------------------------------------------------------------------------------------------------------------------------------------------------------------------------------------------------------------------------------------------------------------------------------------------------------------------------------------------------------------------------------------------------------------------------------------------------------------------------------------------------------------------------------------------------------------------------------------------------------------------------------------------------------------------------------------------------------------------------------------------------------------------------------

pos.	tipo del profilo	MW	larghezza	altezza	DHK	senso di apertura DIN		2 ante	quantità totale	EXTRAS	prezzo
						L	R				

ordine nr. _____ data: _____ firma del cliente: _____



Via stazione 22/A, I-39035 Monguefio (BZ)
 Tel. +39 0474 947 200, Fax 947 299
 www.rema-online.it E-mail info@rema-online.it


SPEED

Client:	Destination:
Adress:	site or client adress:
VAT No.:	
Tel.:	Fax. :
e-mail	
Contact:	e-mail
Project:	Tel.:
Requested delivery date:	Contact:
	Mobile:

<p>1.) Material <input type="checkbox"/> galvanized steel 1,5 mm <input type="checkbox"/> galvanized steel 2,0 mm <input type="checkbox"/> stainless steel AISI 304 1,5 mm <input type="checkbox"/> stainless steel AISI 316 1,5 mm <input type="checkbox"/> others _____</p> <p>2.) Surface <input type="checkbox"/> raw <input type="checkbox"/> primed (RAL 9010) <input type="checkbox"/> powder coated RAL _____ <input type="checkbox"/> smooth-glossy <input type="checkbox"/> smooth-matte <input type="checkbox"/> finetexture-semigloss <input type="checkbox"/> finetexture-matte <input type="checkbox"/> others _____</p> <p>3.) Doortype <input type="checkbox"/> rebated 25,5 mm or _____ <input type="checkbox"/> flush door 40 mm or _____ <input type="checkbox"/> double rabeted FT1 _____ FT2 _____ <input type="checkbox"/> double rebated flush door FT1 _____ FT2 _____ <input type="checkbox"/> glass door _____ (8-10)</p> <p>4.) Hinge preparing <input type="checkbox"/> V8600 <input type="checkbox"/> VX 7511 3D <input type="checkbox"/> VN 7608 120 3D <input type="checkbox"/> VN 7608 160 3D <input type="checkbox"/> others _____</p>	<p>5.) Hinge positions <input type="checkbox"/> 1.BBL 241 mm 2.BBL 1435 mm <input type="checkbox"/> 1.BBL 241 mm 2.BBL 1560 mm <input type="checkbox"/> 1.BBL _____ mm 2.BBL _____ mm <input type="checkbox"/> 3.BBL _____ mm 3.BBL 250 mm <input type="checkbox"/> 3.BBL central _____ 4.BBL _____ mm</p> <p>6.) Lock preparing <input type="checkbox"/> 62-23-62 con with registrable strike plate <input type="checkbox"/> others _____</p> <p>7.) Depth of lock preparing (ST) <input type="checkbox"/> for rebated door ST=4 mm or _____ mm <input type="checkbox"/> fur flush door ST=15,5 mm or _____ mm</p> <p>8.) Hight of lock preparing (SH) <input type="checkbox"/> 1050 mm <input type="checkbox"/> others _____</p> <p>9.) Fixing systems <input type="checkbox"/> special brackets for concrete walls <input type="checkbox"/> special anchors for stud walls <input type="checkbox"/> clamb and Rapid Block for SPEED <input type="checkbox"/> regolable anchor for TELESCOP / S2 <input type="checkbox"/> others _____</p> <p>10.) Transom-bar for overlight frame <input type="checkbox"/> yes _____ no <input type="checkbox"/> transom in aluminium 45-75 <input type="checkbox"/> bended transom in steel : type _____</p>	<p>11.) Glazing bead for fanlight <input type="checkbox"/> clip bead 15x15mm in aluminium <input type="checkbox"/> steel tube bead _____x15mm to screw <input type="checkbox"/> others _____</p> <p>12.) Glass thickness for fanlight _____ mm</p> <p>13.) Color of rubber seal C 1397 <input type="checkbox"/> grey <input type="checkbox"/> black <input type="checkbox"/> white <input type="checkbox"/> brown</p> <p>14.) Floor height (BE) <input type="checkbox"/> no <input type="checkbox"/> yes: _____ mm</p> <p>15.) Extras <input type="checkbox"/> no <input type="checkbox"/> yes: _____</p> <p>16.) Hinge supply <input type="checkbox"/> yes _____ no hinge type _____</p> <p>17.) Drawings <input type="checkbox"/> yes _____ no drawing nr.: _____</p>
----------------------------------------------------------------------------------------------------------------------------------------------------------------------------------------------------------------------------------------------------------------------------------------------------------------------------------------------------------------------------------------------------------------------------------------------------------------------------------------------------------------------------------------------------------------------------------------------------------------------------------------------------------------------------------------------------------------------------------------------------------------------------------------------------------------------------------------------------------------------------------------------------------------------------------------------------------------------------------------------------------------------------------------------------------------------------------------------------------------------------------------------------------------------------------------------------------------------------------------------------------------------------------------------------------------------------	---------------------------------------------------------------------------------------------------------------------------------------------------------------------------------------------------------------------------------------------------------------------------------------------------------------------------------------------------------------------------------------------------------------------------------------------------------------------------------------------------------------------------------------------------------------------------------------------------------------------------------------------------------------------------------------------------------------------------------------------------------------------------------------------------------------------------------------------------------------------------------------------------------------------------------------------------------------------------------------------------------------------------------------------------------------------------------------------------------------------------------------------------------------------------------------------------------------------------------------------------------------------------------------------------------------------------------------------------------------------------------------------------------------------------------------	----------------------------------------------------------------------------------------------------------------------------------------------------------------------------------------------------------------------------------------------------------------------------------------------------------------------------------------------------------------------------------------------------------------------------------------------------------------------------------------------------------------------------------------------------------------------------------------------------------------------------------------------------------------------------------------------------------------------------------------------------------------------------------------------------------------------------------------------------------------------------------------------------------------------------------

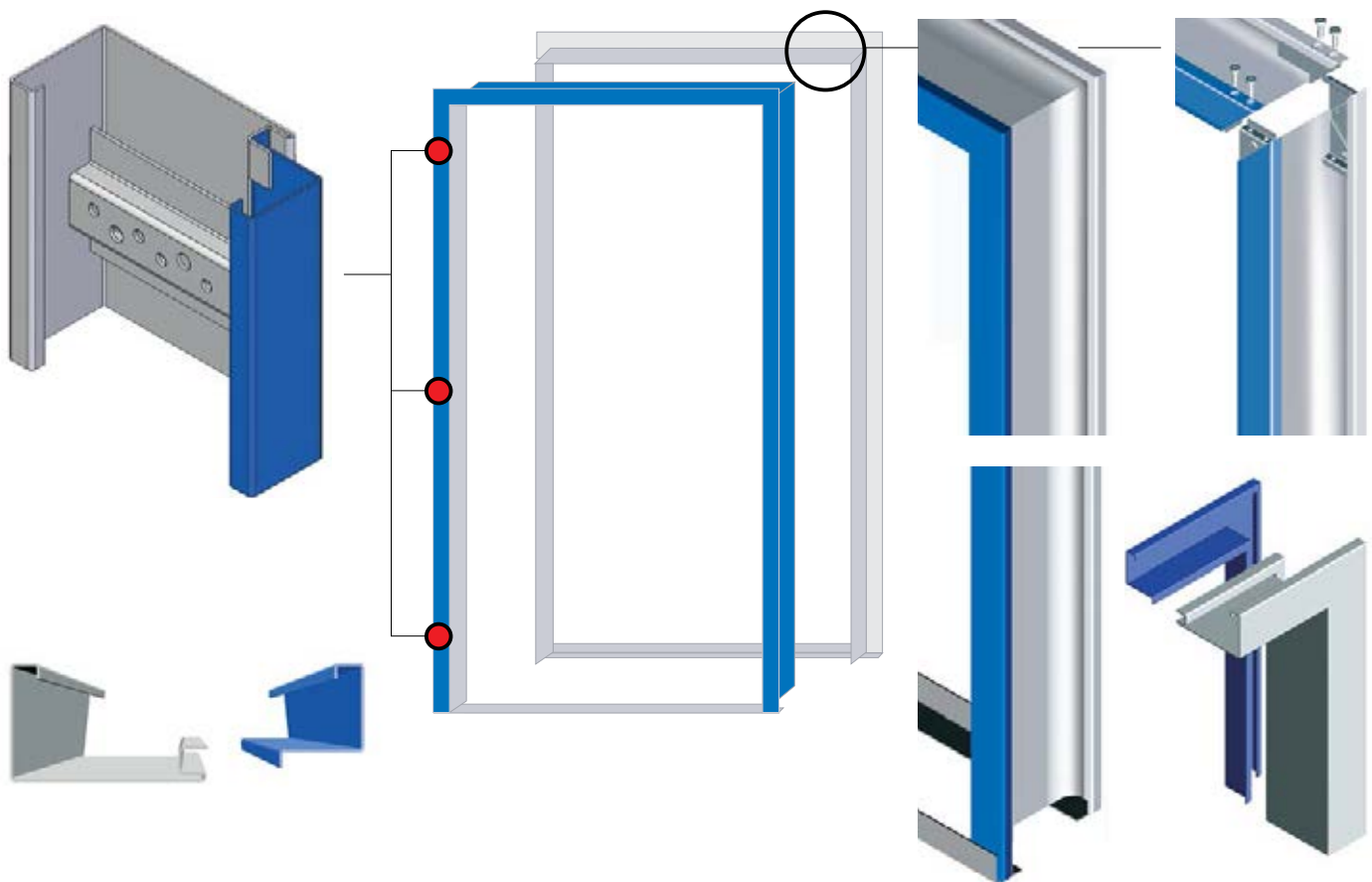
pos.	profile type	MW	<input type="checkbox"/> wall opening : RBB / RBH <input type="checkbox"/> frame-rebate dimension : FB / FH <input type="checkbox"/> open size of frame : DB / DH		height of transom for fanlight	handing DIN		2 doors	quantity total	EXTRA	price
			widht	height		<input type="checkbox"/> L <input type="checkbox"/> R	<input type="checkbox"/> L <input type="checkbox"/> R				

order nr. _____ date: _____ signature : _____





1. Wir über uns/ Referenzen	1. l'azienda / Referenze	1. the company/References
2. Typenübersicht	2. tipologia di casseporte	2. typical frame elevations
3. SPEED 3-teilige Schnellbauzarge	3. SPEED cassaporta in 3-pezzi per montaggio rapido	3. SPEED 3-part frame easy installation
4. S-2 2-teilige Zarge, nicht verstellbar	4. S-2 cassaporta in due pezzi, non regolabile	4. S-2 2-part frame, not adjustable
5. TELESCOP 2-teilige verstellbare Zarge	5. TELESCOP cassaporta regolabile	5. TELESCOP adjustable steel frame
6. SOLID 1-teilige Zarge MW/Mauerwerk 1-teilige Zarge GK/Trockenbauzarge	6. SOLID cassaporta in un pezzo MW/muratura cassaporta in un pezzo GK/parete in cartongesso	6. SOLID 1-part frame MW/concrete wall 1-part frame GK/stud wall
7. CORNER Eckzarge	7. CORNER cassaporta ad angolo	7. CORNER corner frame
8. BLOCK Blockzarge	8. BLOCK cassaporta per montaggio in luce	8. BLOCK frame for fixing flat in the wall
9. THZ Turnhallenzarge	9. THZ telaio speciale per palestra	9. THZ special frame for sport halls
10. DESIGN G-LINE M-LINE	10. DESIGN G-LINE M-LINE	10. DESIGN G-LINE M-LINE
11. F-LINE Fingerschutzzarge	11. F-LINE cassaporta antiinfortunistica	11. F-LINE frame with safety solution
12. DOUBLE ACTING Pendeltürzarge	12. DOUBLE ACTING cassaporta per porta a Ventola	12. DOUBLE ACTING double acting frame
13. SLIDE Schiebetürzarge v.d.W. Schiebetürzarge i.d.N. Schiebetürzarge i.d.W.	13. SLIDE scorrevole esterno parete scorrevole interno nicchia scorrevole interno parete	13. SLIDE sliding door external wall sliding door - in wall niche sliding door - internal wall
14. E-MOTION Drehschiebetür	14. E-MOTION porta rototraslante	14. E-MOTION rototraslation door system
15. Verglasungsrahmen/ Ganzglastür	15. telai per vetrate/ casseporte per porte in cristallo	15. steel frames for glazing/ steel frame for glass doors
16. Sonderelemente	16. elementi speciali	16. special frame elevations
17. Kämpferprofile/ Glashalteleisten	17. profili trasversi/ listelli fermavetro	17. transom bars/ glazing beads
18. Anwendungen/Optionals	18. applicazioni/optionals	18. applications/optionals
19. Bandsysteme	19. sistemi di cerniere	19. hinge systems
20. Schlosssysteme und Verriegelungen	20. sistemi di serrature e chiusure speciali	20. lock and access systems
21. OTS / ITS	21. OTS / ITS	21. OTS / ITS
22. Oberfläche und Materialien	22. Materiali e superfici	22. materials and surfaces
23. Allgemeine Informationen	23. informazioni tecniche generali	23. general technical informations



rema S-2 Zargen werden in 2 Teilen geliefert und werden im Falz verschraubt. Der Vorteil ist die verdeckte Befestigung der Zarge.

Die einfache und schnelle Montage der Zarge bietet weitere Vorteile. rema S-2 Zargen werden auf fertige Wand und Boden montiert. Dadurch kann die Montage zusammen mit dem Türblatt ausgeführt werden.

Alle rema Band und Schließsysteme erhältlich Oberfläche pulverbeschichtet nach Ral. Viele Profilvarianten.

rema S-2 Zargen sind auch für folgende Anwendung erhältlich:

- für Brandschutztüren
- für Strahlenschutz Türen
- für Schallschutz Türen
- für bauseitige Versiegelung Sonderprofil SEALTEC geeignet für Krankenhäuser; Altenheime, Naßräume.

Auch in Edelstahl lieferbar.

rema S-2 Zargen sind in der Wandstärke **nicht verstellbar**. Daher bei Bestellung auf genaue Angabe der Wandstärke achten.

casseporte modello S-2 vengono fornite in 2 pezzi. Predisposti da avvitare nel canale della guarnizione per ottenere un fissaggio completamente a scomparsa non visibile.

Un altro vantaggio é la posa in opera semplice e rapida. Il montaggio avviene su parete e pavimento finito e viene eseguito insieme al battente della porta.

Disponibile per tutta la gamma di cerniere e serrature proposte da rema. Superficie verniciata a polveri epossidiche. Tanti varianti di profili.

casseporte rema S-2 sono disponibili anche nelle seguenti versioni:

- per porte antincendio
- per porte antiraggi
- per porte ad isolamento acustico
- SEALTEC - profilo speciale per siliconatura perimetrale del telaio. Specialmente adatto per ospedali, case per anziani, ambienti umidi.

Disponibile anche in acciaio inox.

Casseporte rema modello S-2 non sono regolabili nello spessore muro. Si raccomanda di comunicare lo spessore parete con precisione in caso di ordine.

rema S-2 frames are made in 2 parts to be screwed together. Fixing device is completely concealed.

Another advantage is the easy and rapid installation. The installation of the frame is made in the same time with the door leaf.

Available for all rema hinge and lock systems.

Powder coated surface.

Many profil optional.

rema S-2 frames are also available for the following applications:

- for fire rated doors
- for x-ray doors
- for sound proof doors
- SEALTEC special frame profile for to be sealed on site - specially for hospital or humide rooms.

available also in stainless steel.

rema S-2 frames **are not adjustable** in the wall thickness. rema recommends to communicate the exact wall thickness when ordering

2-teilige rema Stahlzarge Modell S2, Wandstärke nicht verstellbar

zur nachträglichen Montage auf fertiger Wand
Zarge durchgehend verschweißt bzw. mehrteilig verschraubt

Profil (Auswahl aus rema Profilvarianten)
für gefälztes Türblatt; Falztiefe (FT)...mm
für stumpfes Türblatt; Türblattstärke (TS)...mm
für doppelt gefälztes Türblatt (FT1) ...mm (FT2)...mm
für Ganzglastür 8mm oder 10mm

Material: verzinktes Stahlblech 1,5mm
oder 2,0mm bzw. Edelstahl V2A
oder V4A 1,5mm oder 2,0mm

Oberfläche: pulverbeschichtet RAL...
oder bei Edelstahl geschliffen K220
bzw. gebürstet Scotch Brite

Hohlkammerdichtung C1397 grau oder schwarz

2 oder mehr Bandunterkonstruktionen Modell ...

verstellbares rema Edelstahlschliessblech mit
Mauerschutzkasten

Wandbefestigung mittels Hutanker S2/TZ oder
Universalancker

telaio rema modello S2, in due pezzi. Spessore muro fisso, non regolabile

per montaggio su parete finita
telaio con angoli saldati oppure avvitati in 6 pezzi
profilo (scelta della gamma di profili rema)
per porta a battuta; profondità battuta (FT)...mm
per porta a filo; spessore pannello (TS)...mm
per porta a doppia battuta (FT1) ...mm (FT2)...mm
per anta in vetro spessore 8mm oppure 10mm

materiale: Lamiera zincata 1,5mm oppure 2,0mm
oppure lamiera INOX AISI304
oppure AISI316 spessore 1,5mm
oppure 2,0mm

superficie: verniciato a polveri RAL...
per telaio Inox satinato Scotch Brite
oppure K220

guarnizione C1397 grigio oppure nero

2 oppure più predisposizioni per cerniera
modello...

incontro serratura regolabile rema in acciaio Inox

fissaggio con staffa „U“ S2/TZ oppure staffa
universale

rema steel frame model S2, 2-part frame, wall thickness not adjustable

for installation on finished existing wall
frame with welded corners or screwed in 6 parts
profile (choose from the rema profile range)
for rebated door; rebate size (FT)...mm
for flush door; leaf thickness (TS)...mm
for double rebated door (FT1) ...mm (FT2)...mm
for glass door 8mm or 10mm

material: galvanized steel sheet 1,5mm or 2,0mm
or Stainless steel sheet V2A or V4A
1,5mm or 2,0mm


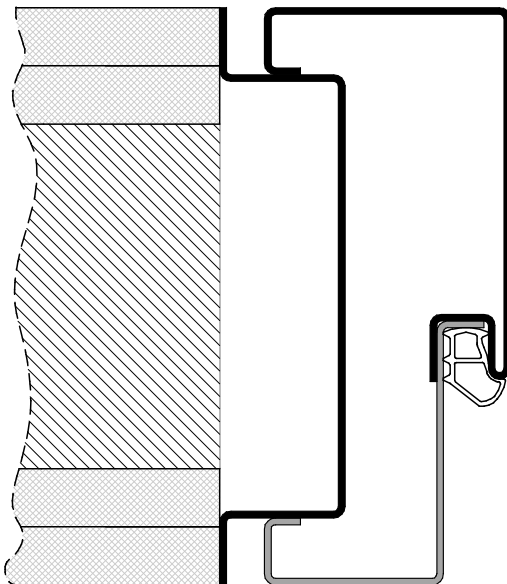
surface: powder coated RAL...
for stainless steel satinated K220 or
Scotch Brite

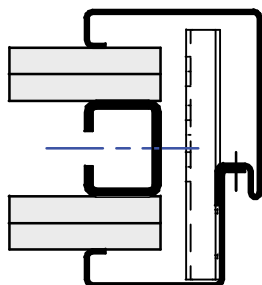
rubber seal C1397 grey or black

2 or more hinge preps for model...

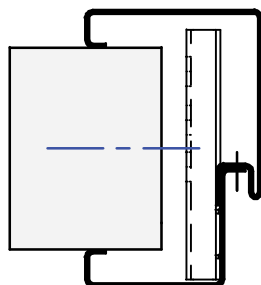
adjustable rema stainless steel lock strike plate

fixing with „U“ bracket S2 / TZ or Universal bracke

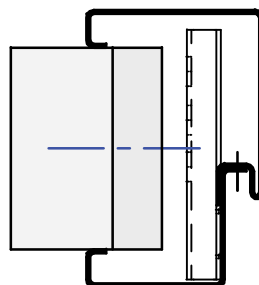




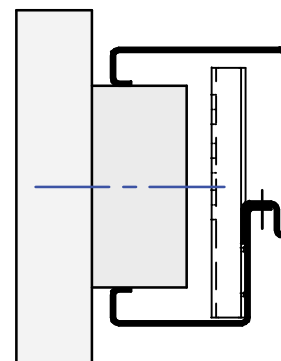
auf Gipswand
su parete in cartongesso
stud / gypsum wall



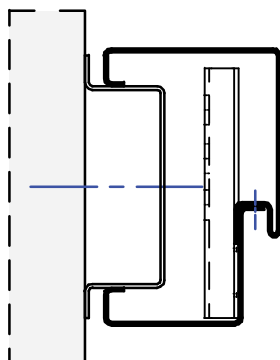
auf fertiger Wand
su parete finita
on finished wall



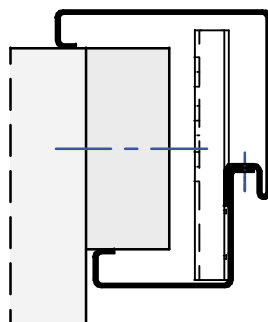
auf Holzblindrahmen
su falso telaio in legno
on wooden subframe



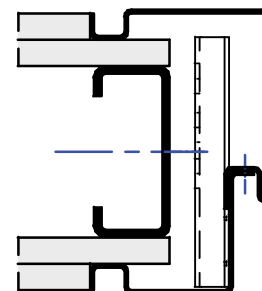
in Wandlaibung auf Holzblindrahmen
montaggio in luce su falso telaio in legno
fixed within the opening on wooden subframe



in Wandlaibung auf Metallblindstock
montaggio in luce su falso telaio in acciaio
fixed within the opening



Eckmontage auf Holzblindrahmen
montaggio su angolo su falso telaio in legno
fixed on the corner on wooden subframe wrap one side

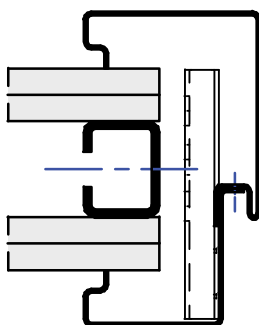


auf Gipswand, Profil mit Schattennut
su parete in cartongesso, profilo con canalino coprifuga
for stud / gypsum wall, profile with shadow groove

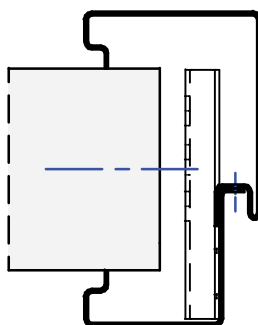
Bauseitige Versiegelung möglich. Geeignet für Krankenhäuser, Alten- und Pflegeheime, Nass- und Feuchträume sowie erhöhten Schallschutz

Casseporte predisposte per ulteriore siliconatura, specialmente per ospedali, case di riposo, ambienti umidi, piscine e per un maggiore isolamento acustico.

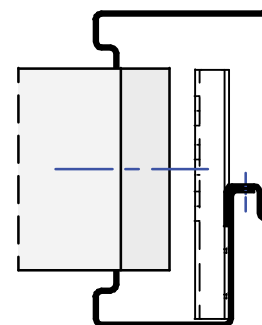
Steeldoorframes with groove for seal, specially for hospitals, old people homes, humid and wet rooms, swimming pools and for sound proof doors.



auf Gipswand, Profil für bauseitige Abdichtung
su parete in cartongesso, profilo predisposto per siliconatura
for stud / gypsum wall, profil groove for seal or silicone

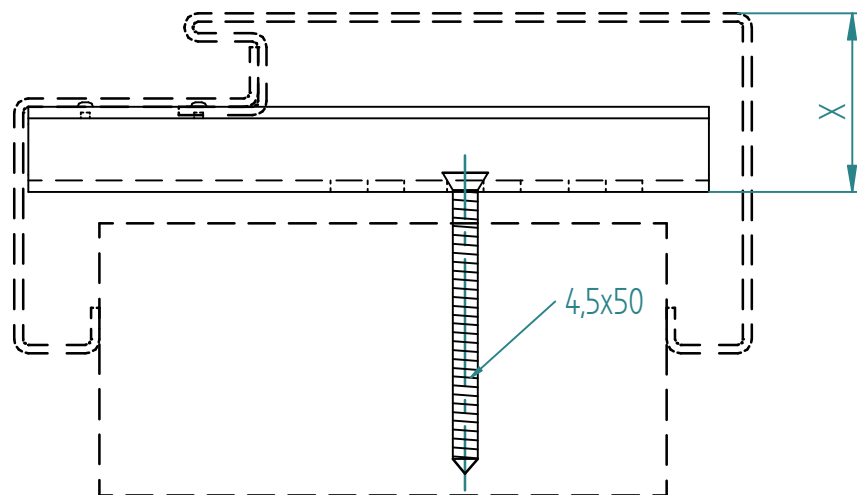


auf Fertigwand, Profil für bauseitige Abdichtung
su parete finita, profilo predisposto per siliconatura
for finished wall, profil groove for seal or silicone

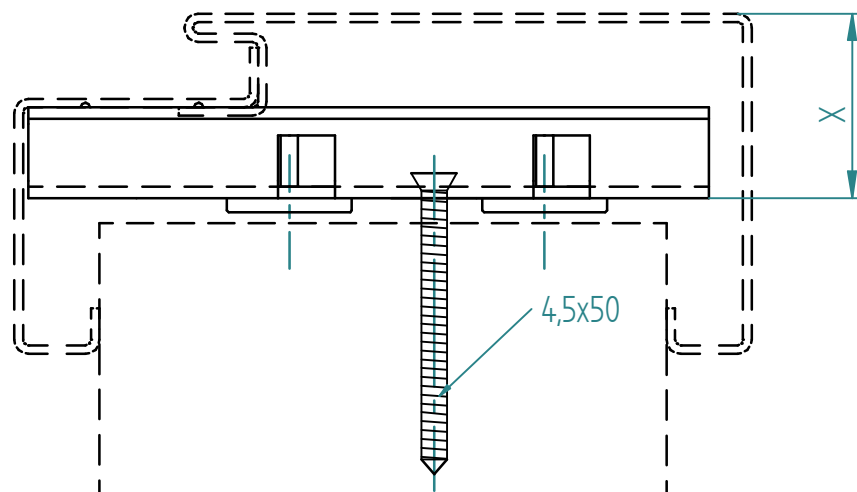


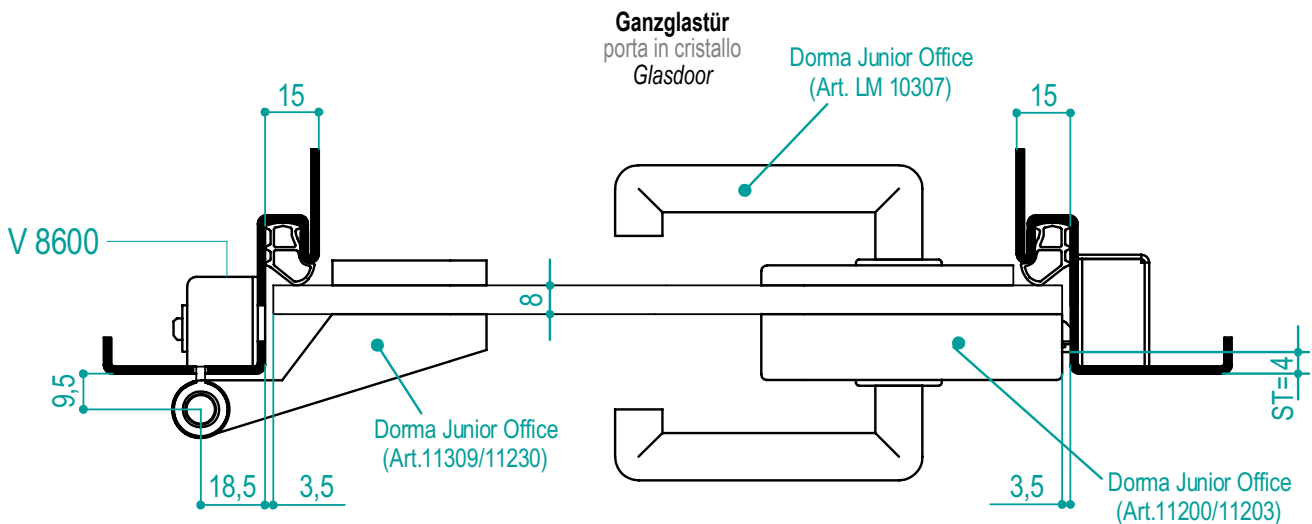
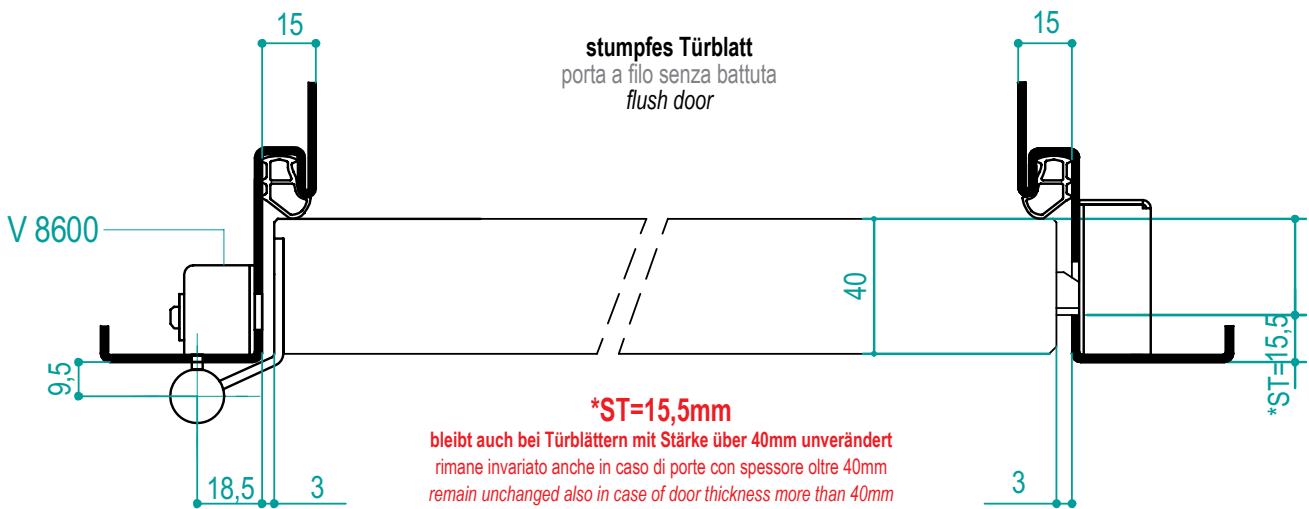
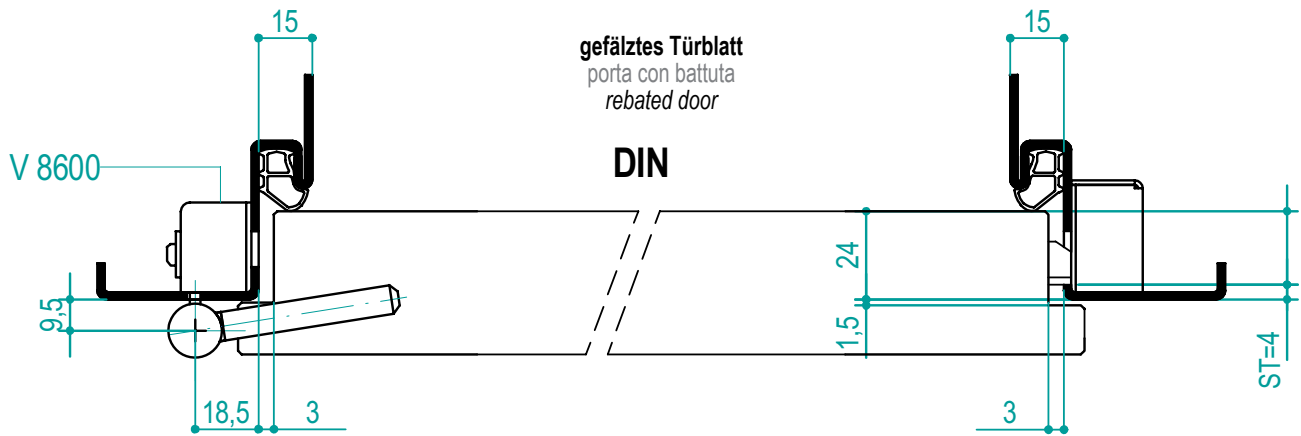
auf Holzblindrahmen, Profil für bauseitige Abdichtung
su falso telaio in legno, profilo predisposto per siliconatura
on wooden subframe, profil groove for seal or silicone

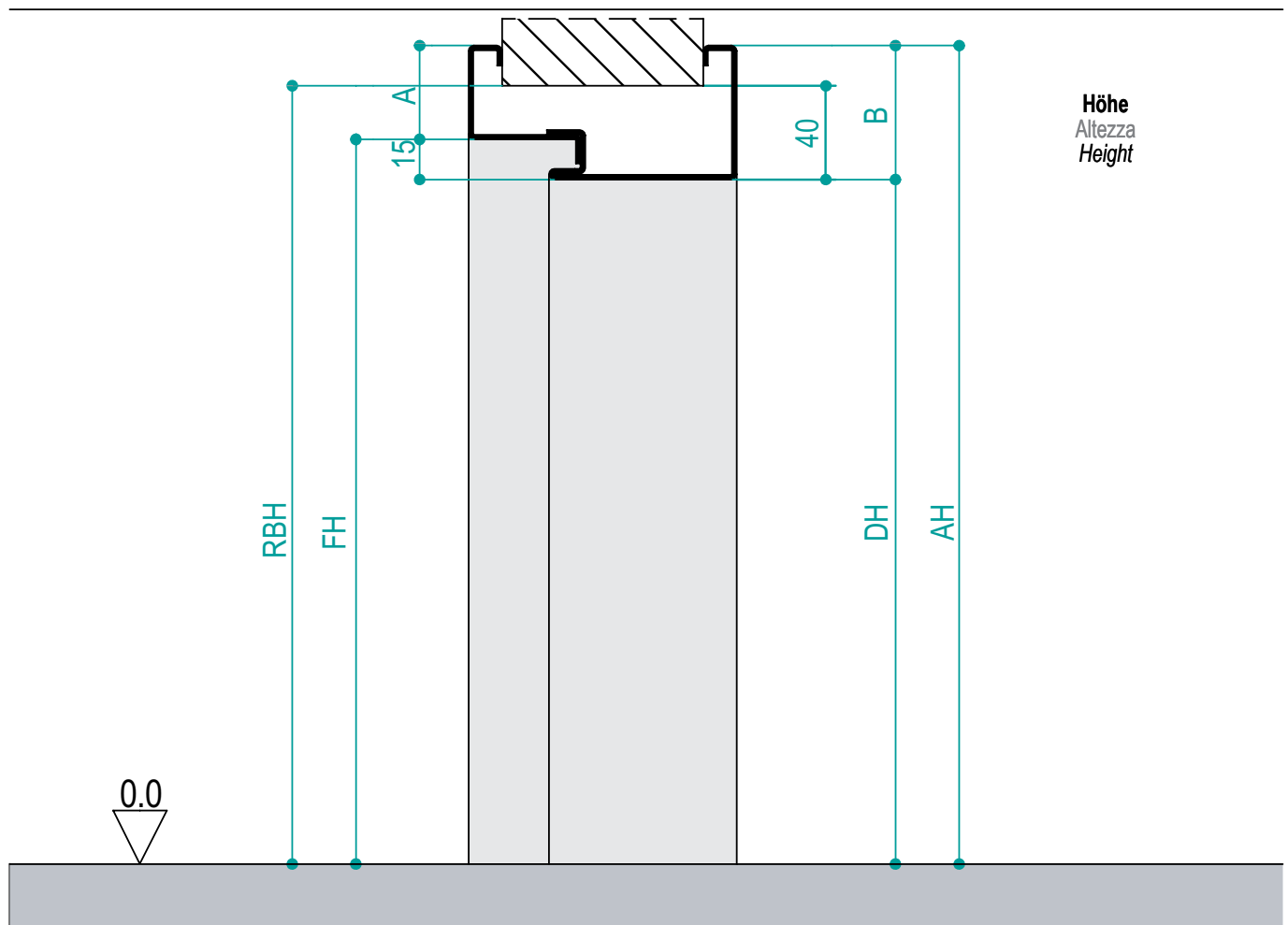
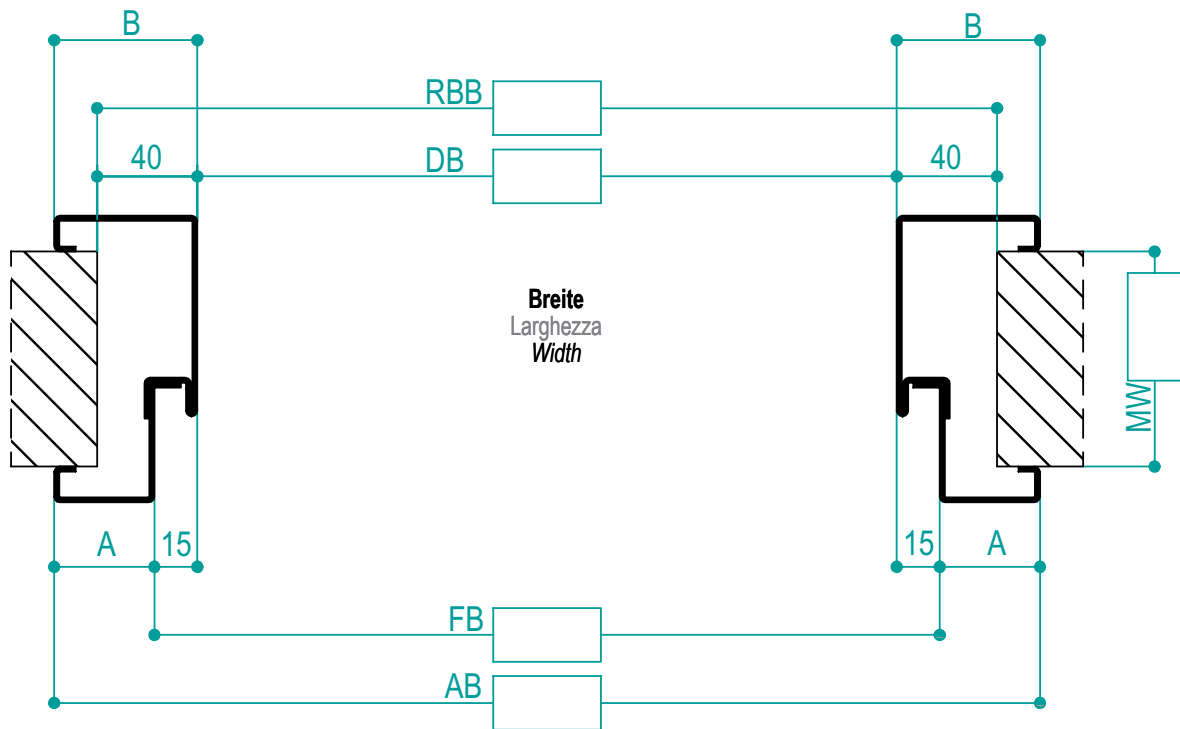
Hutanker S2+TZ
staffa ad "U" S2+TZ
"U" bracket S2+TZ

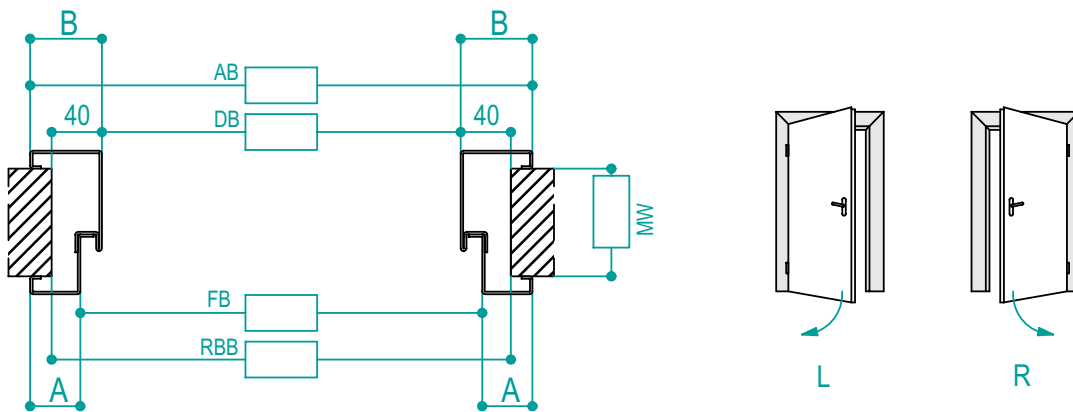
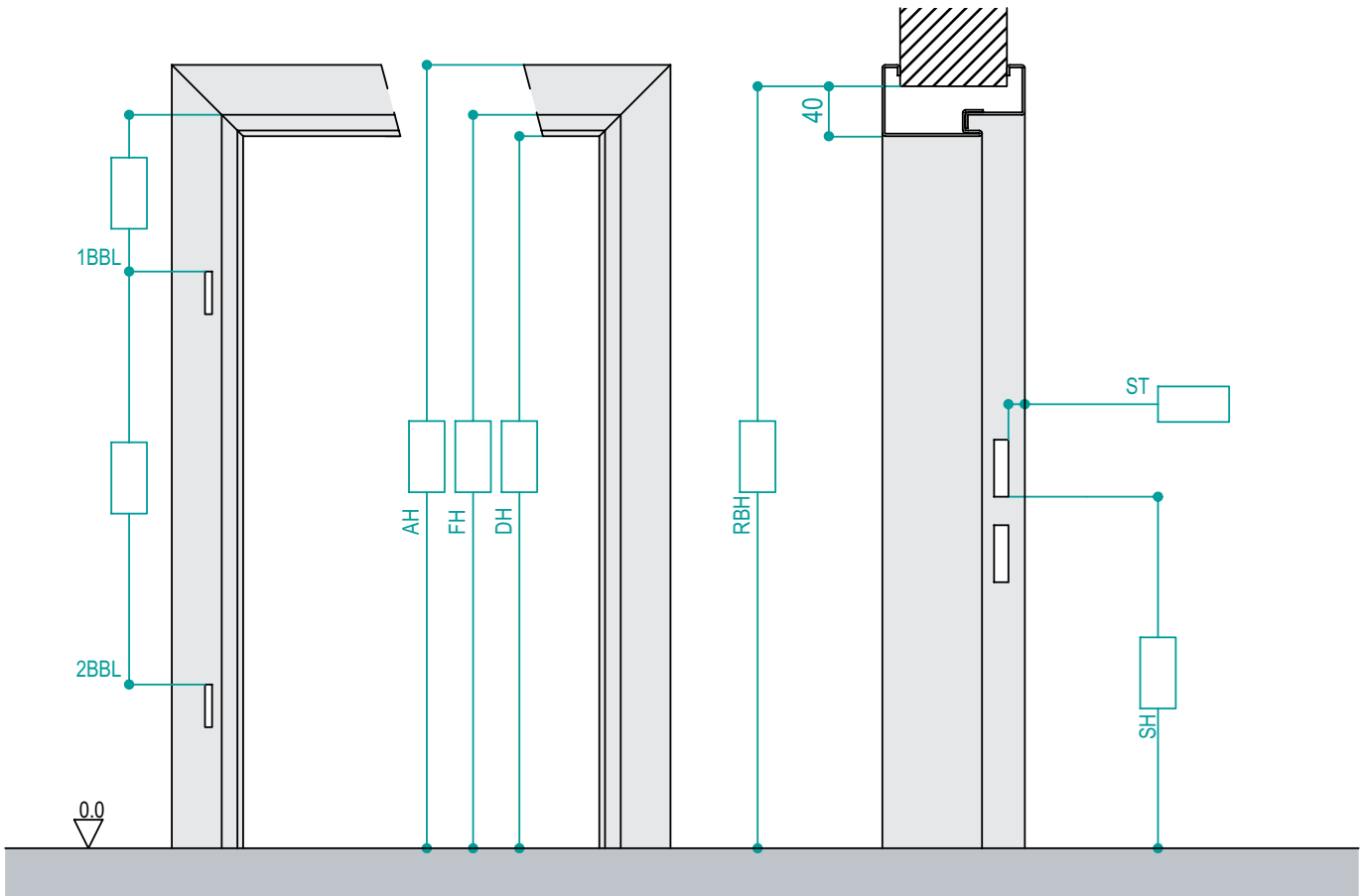


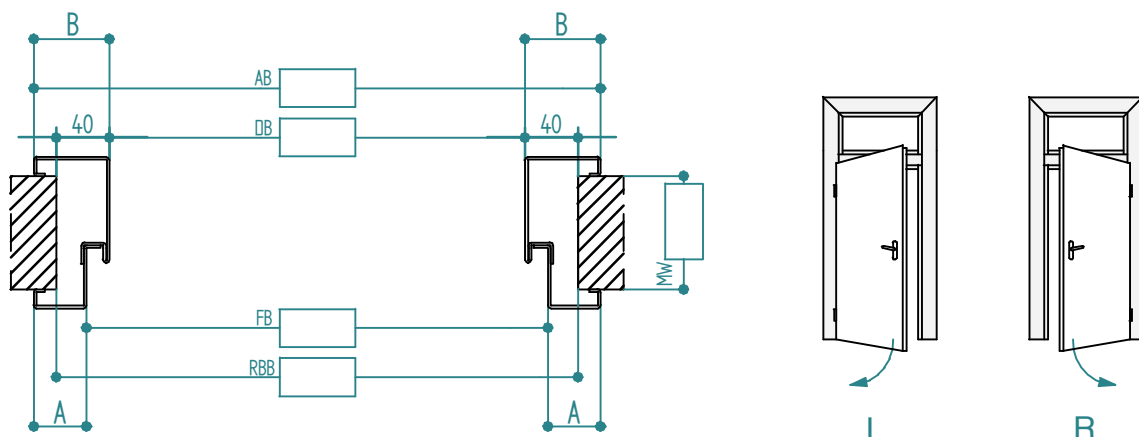
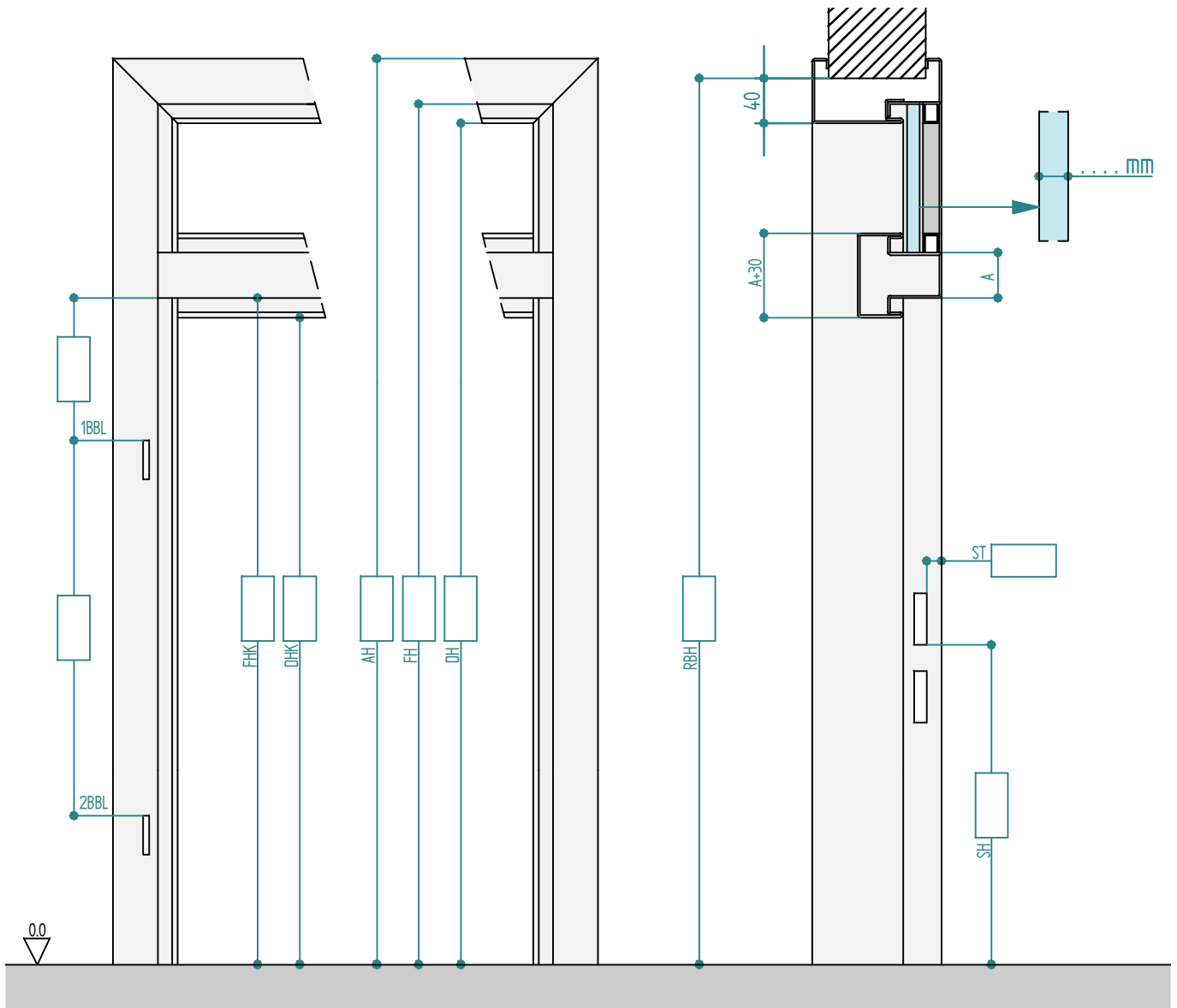
Universalanker
staffa universale
universal bracket

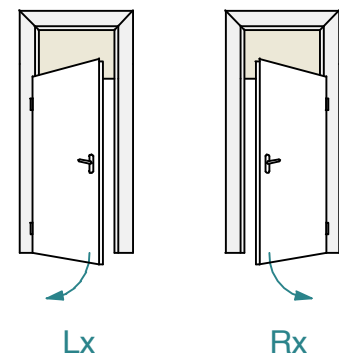
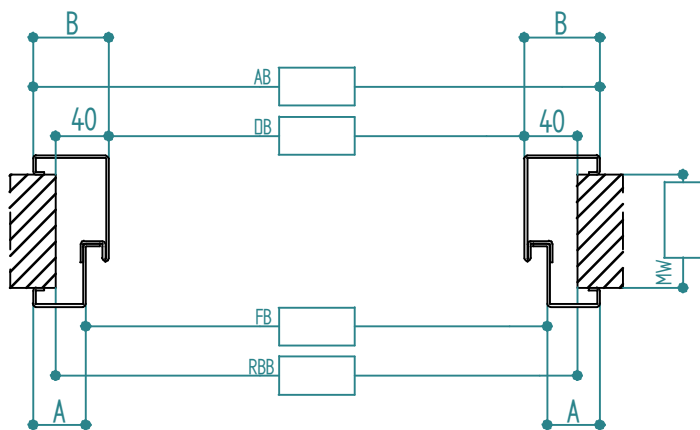
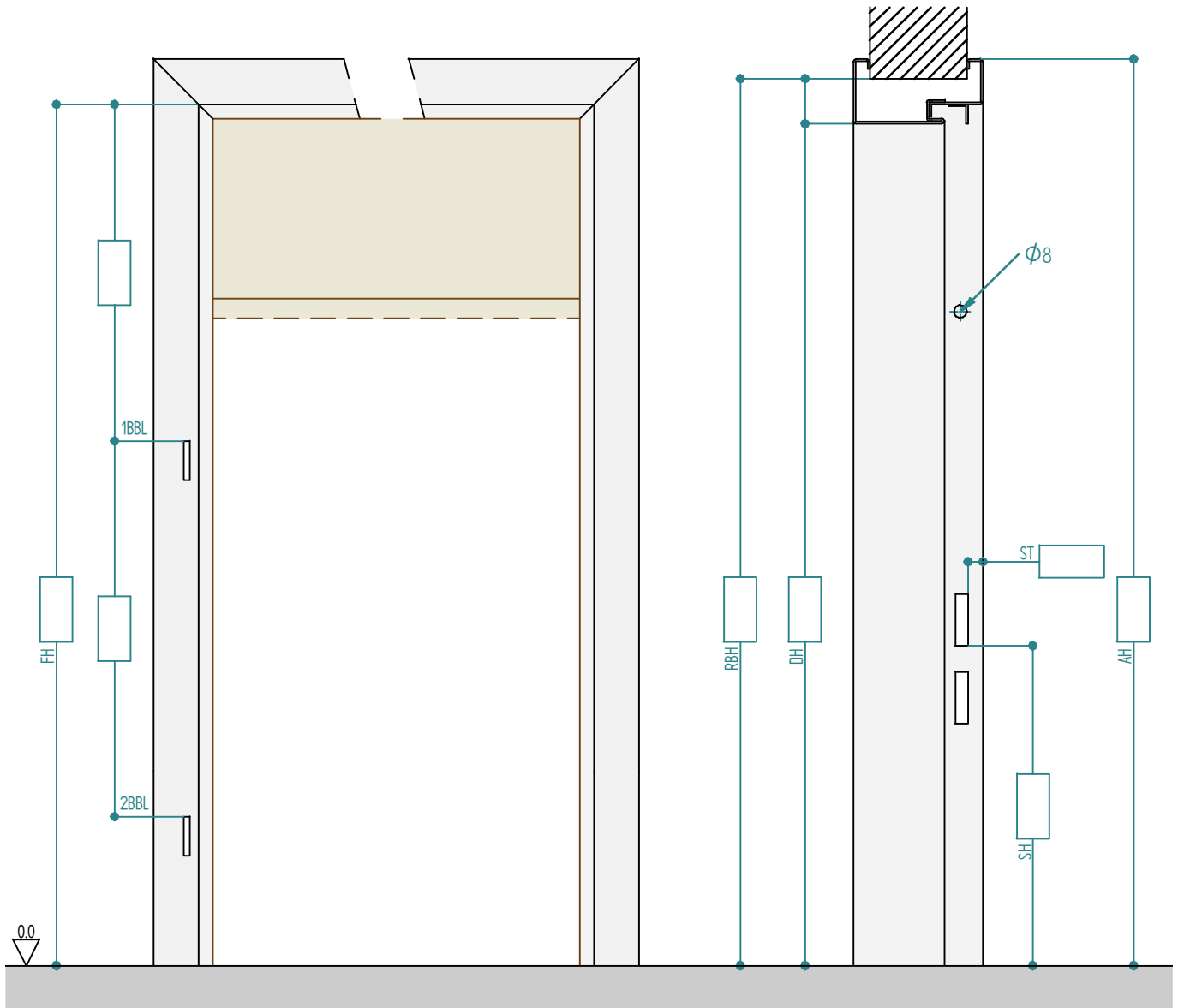


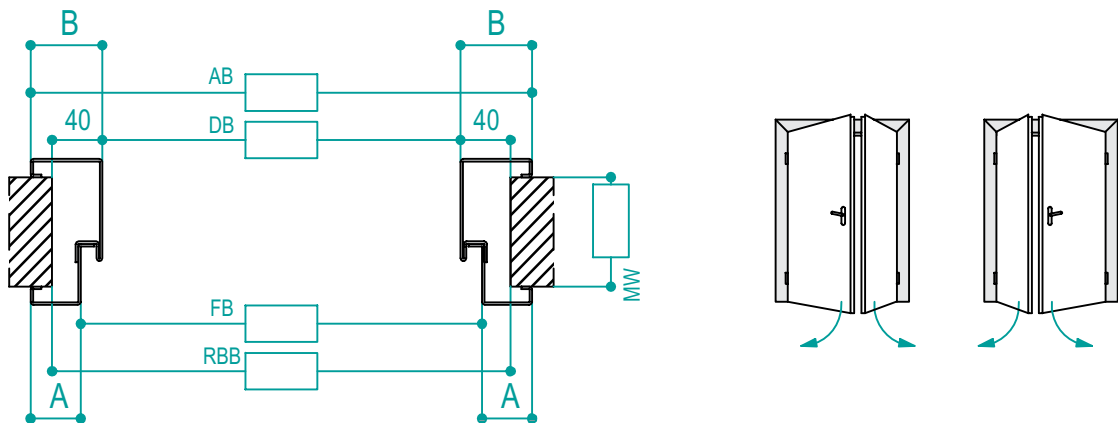
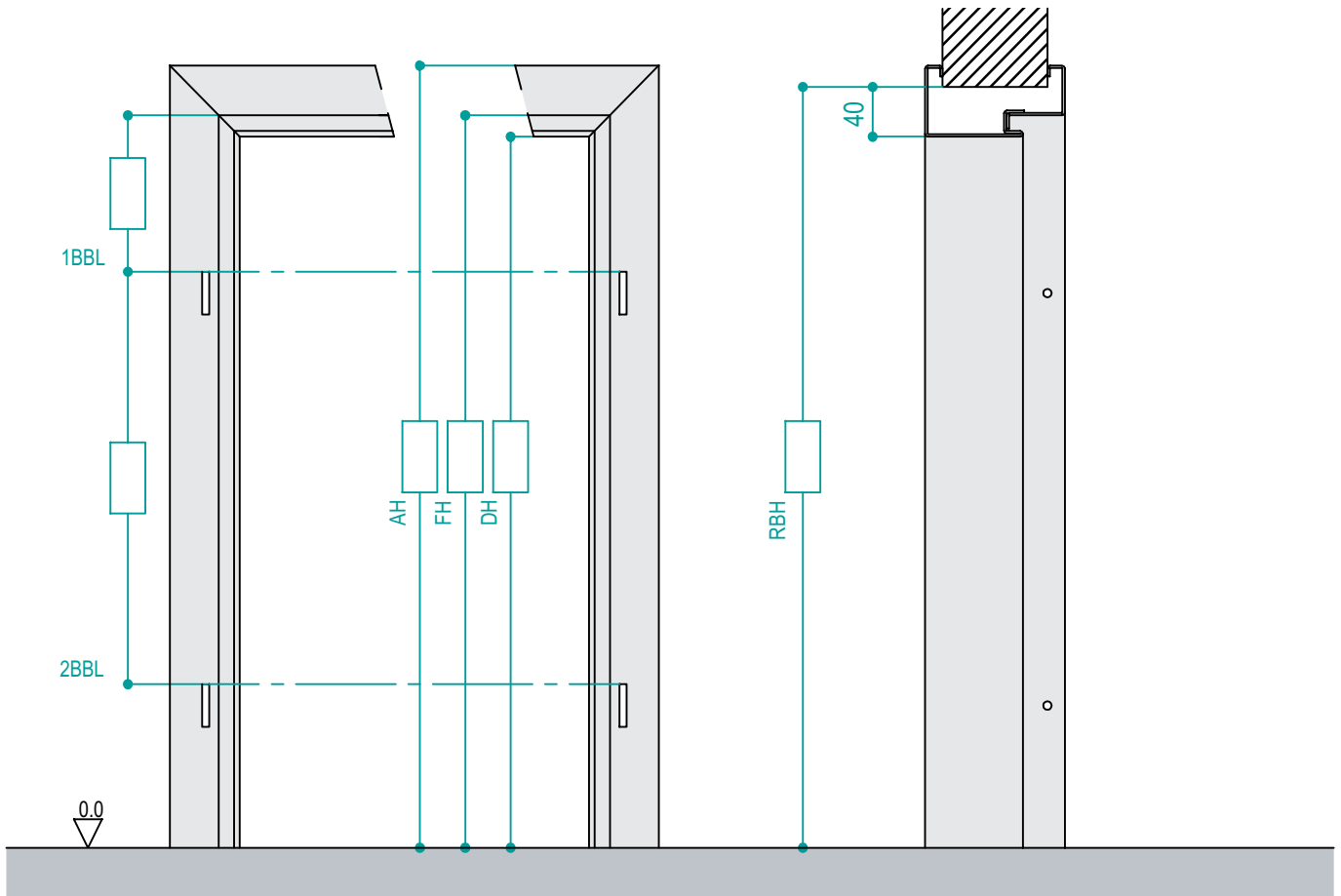


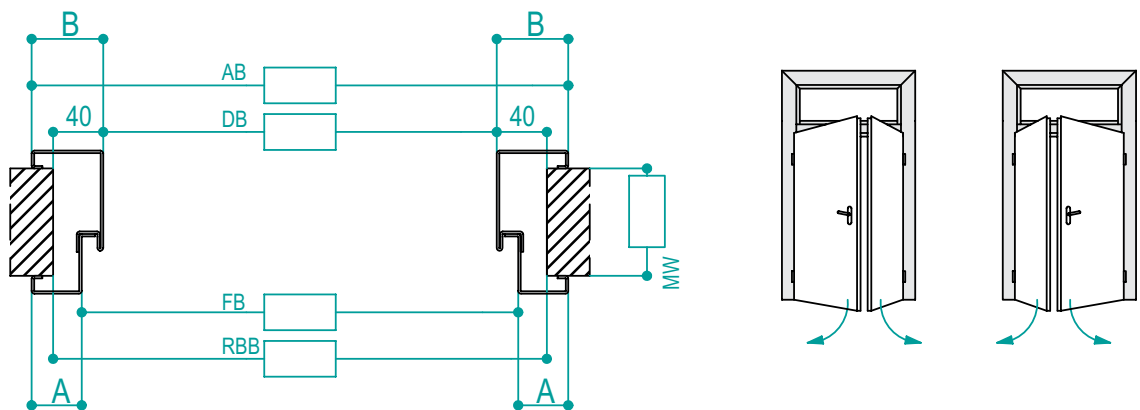
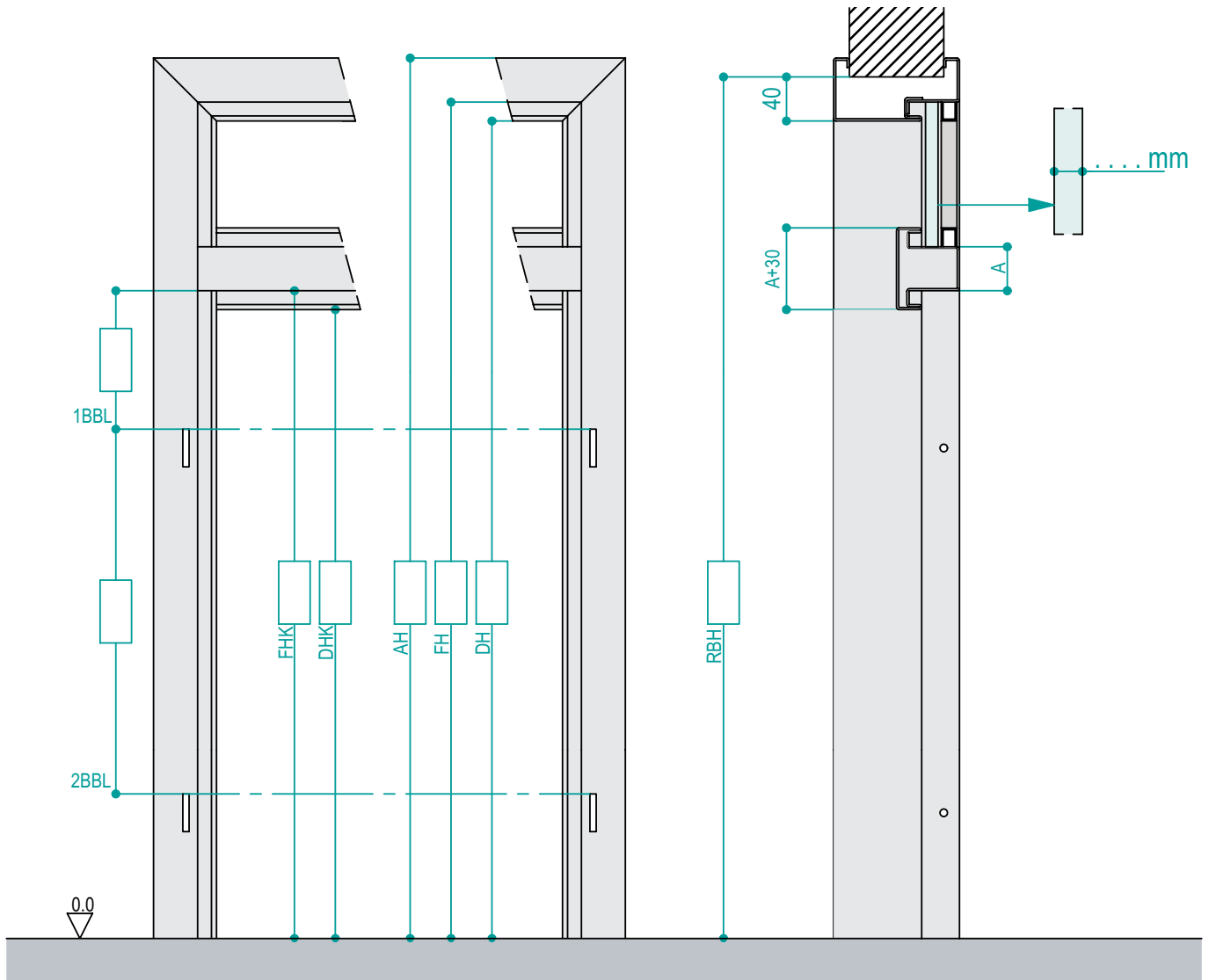


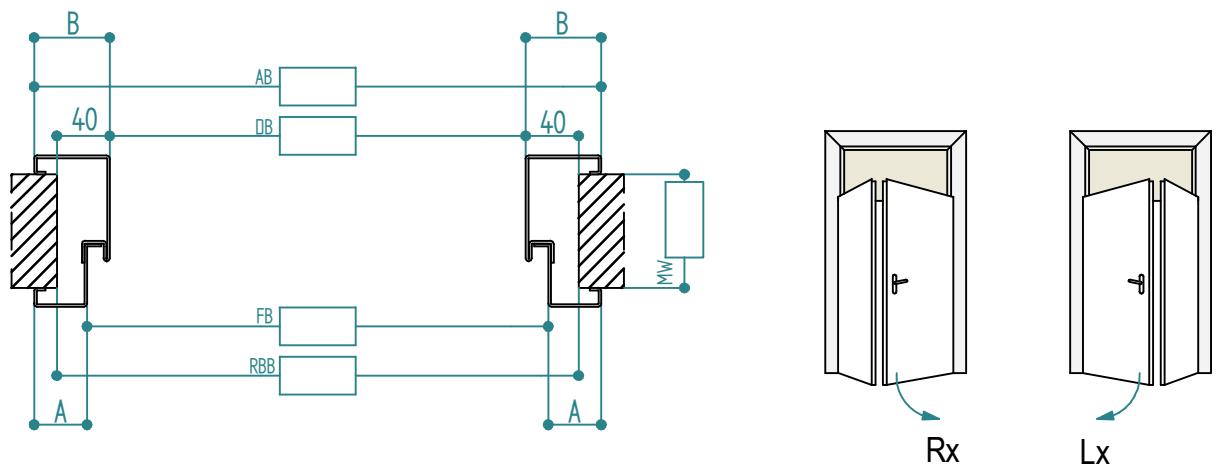
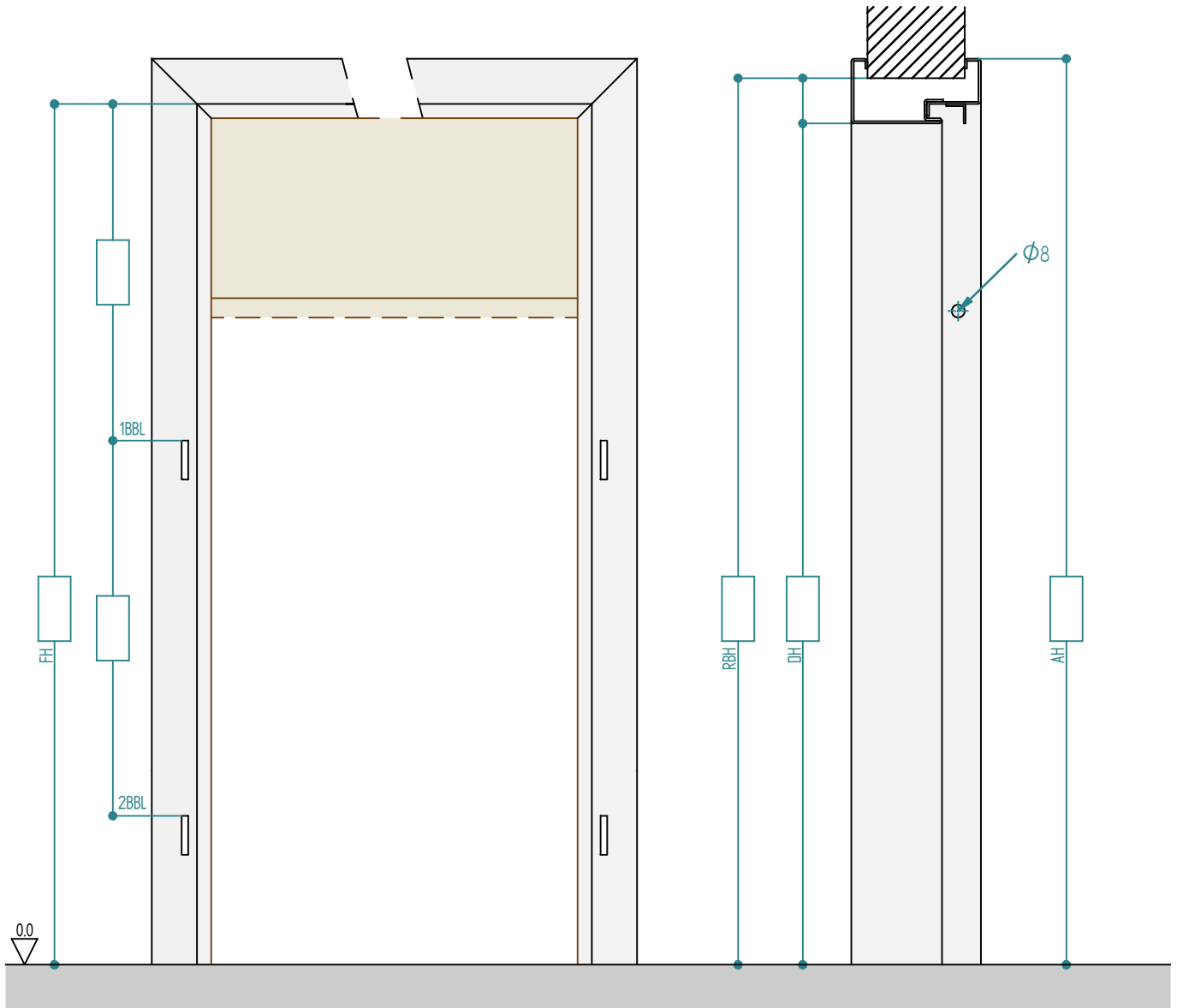


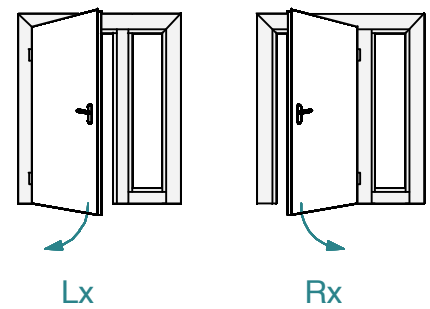
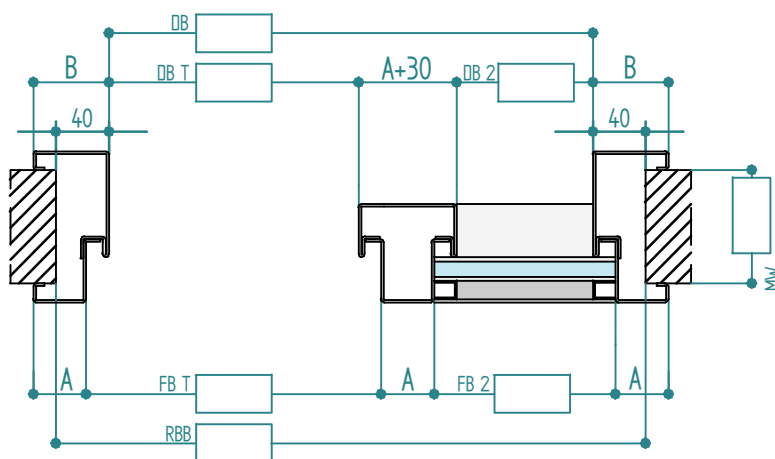
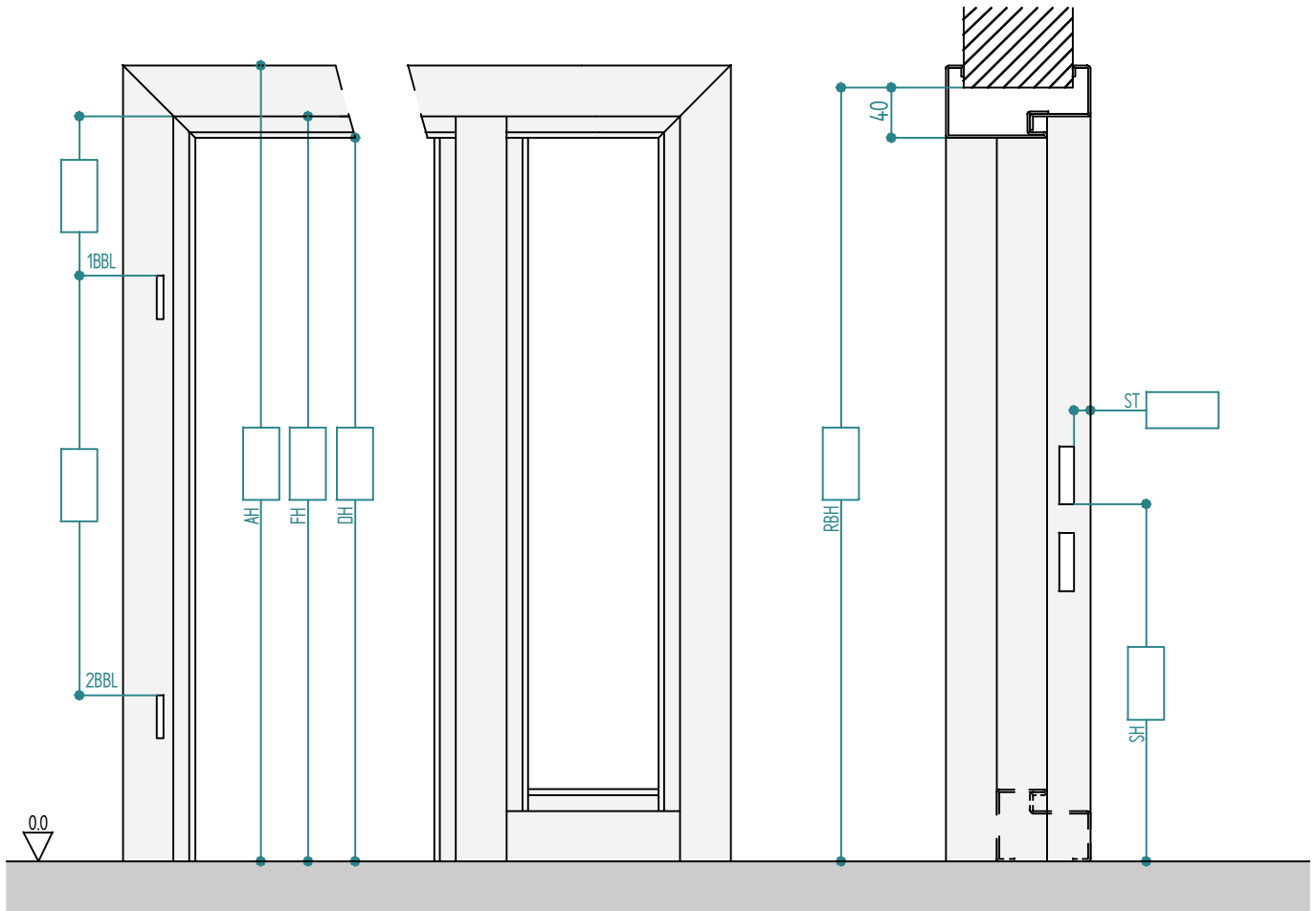


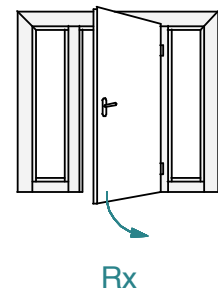
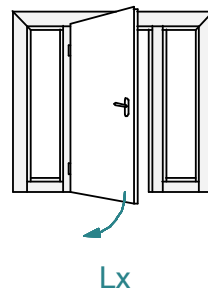
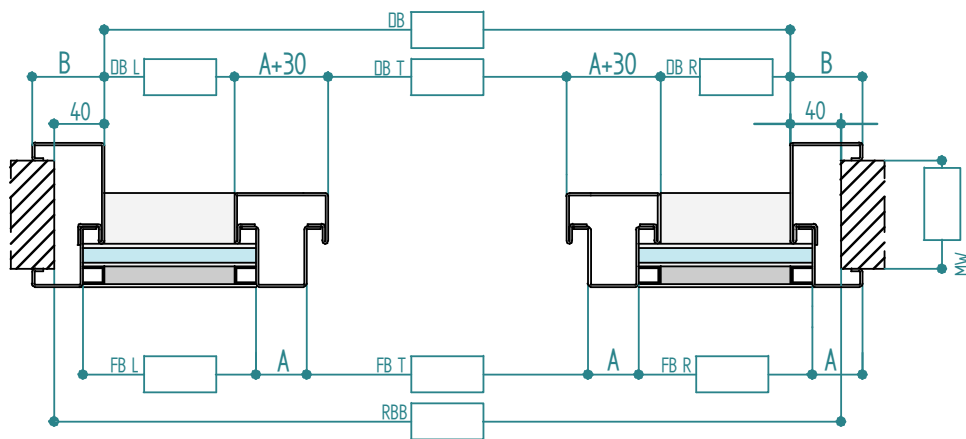
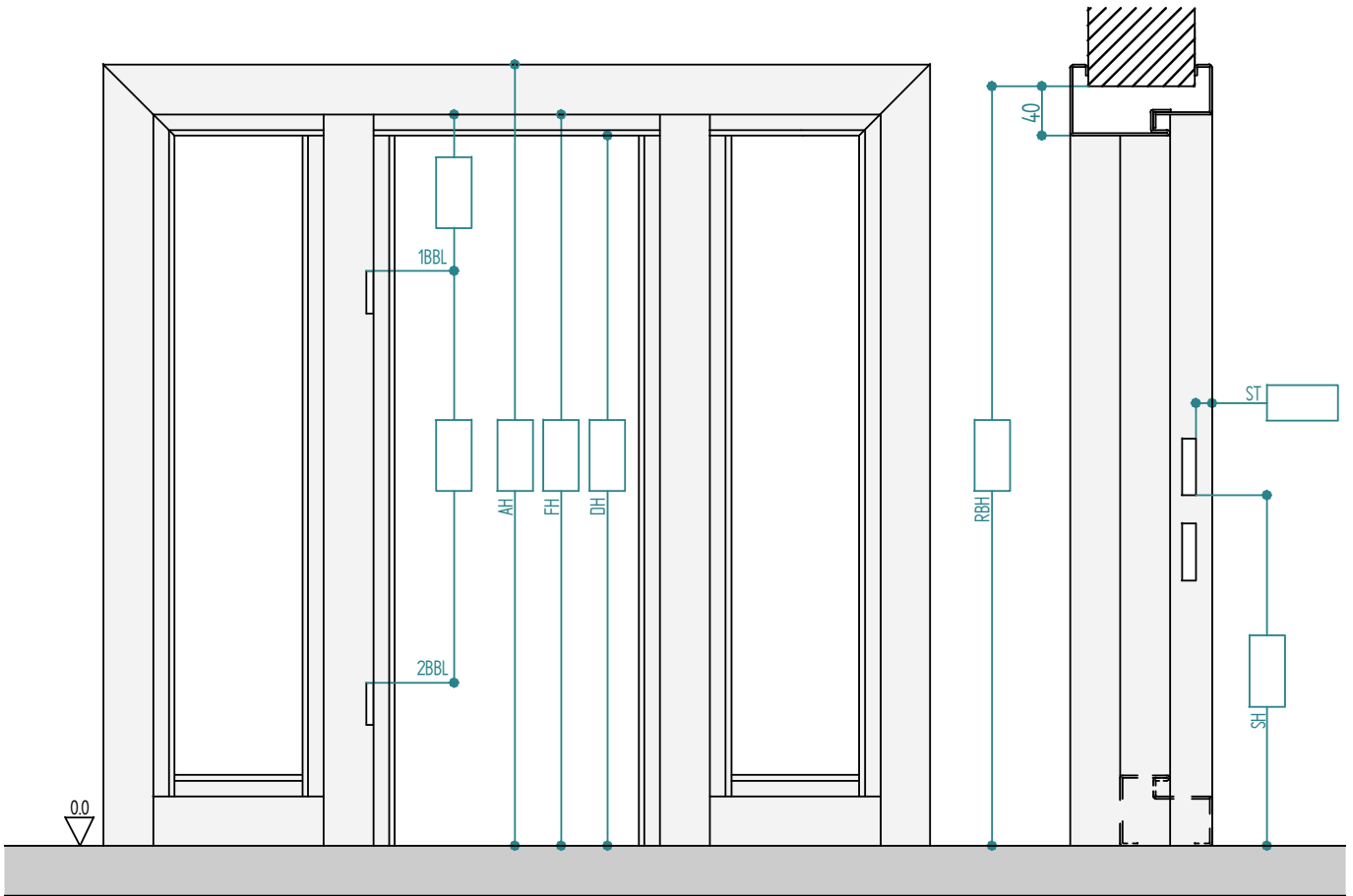


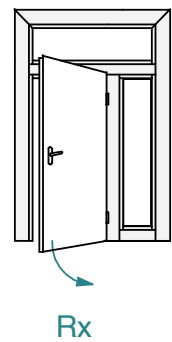
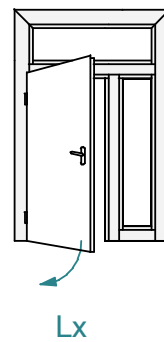
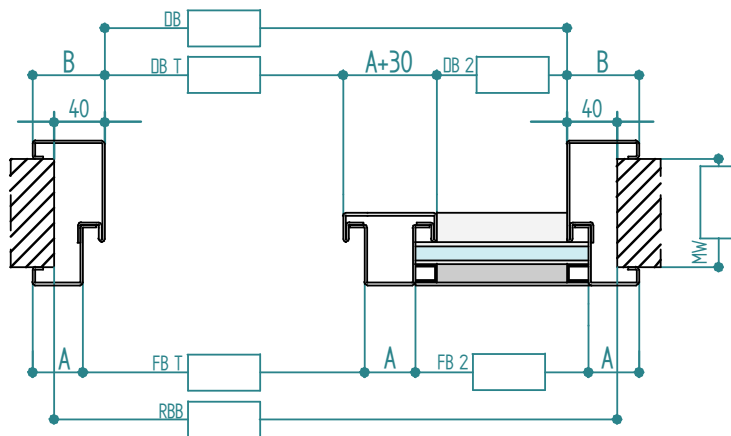
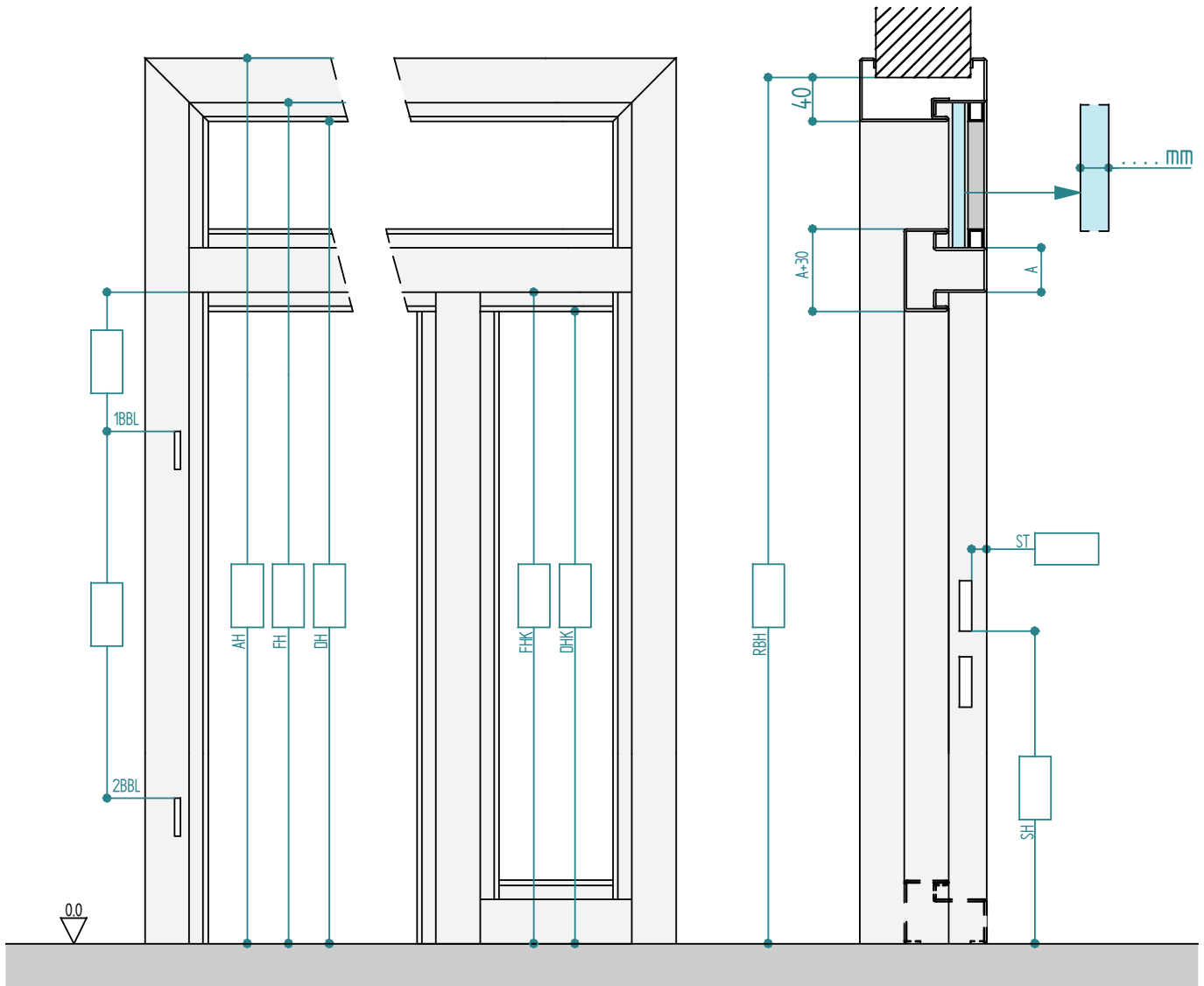


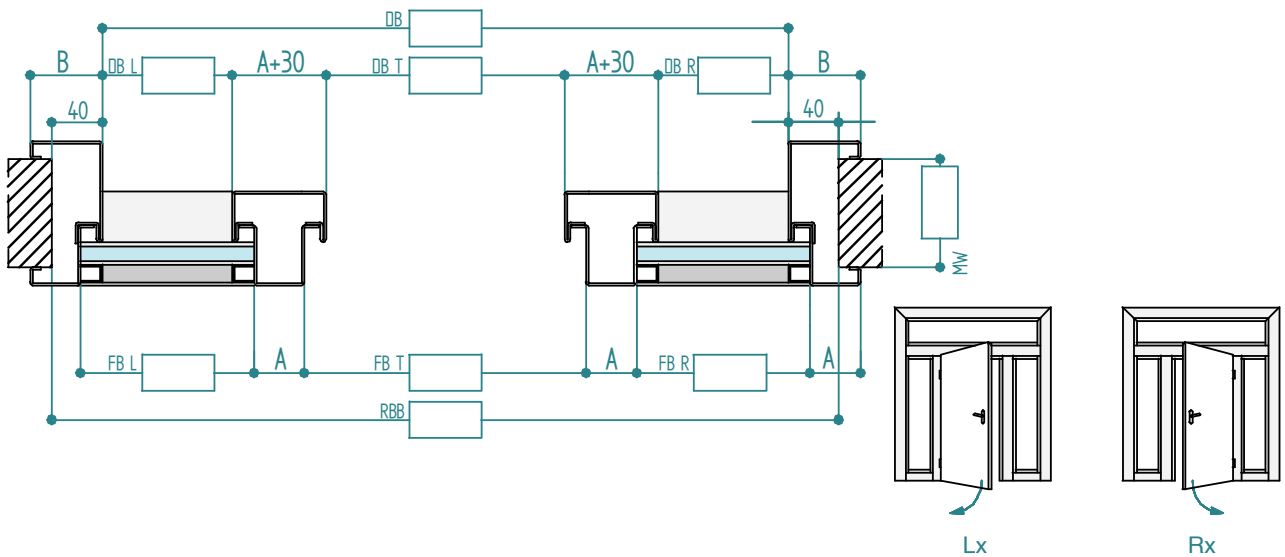
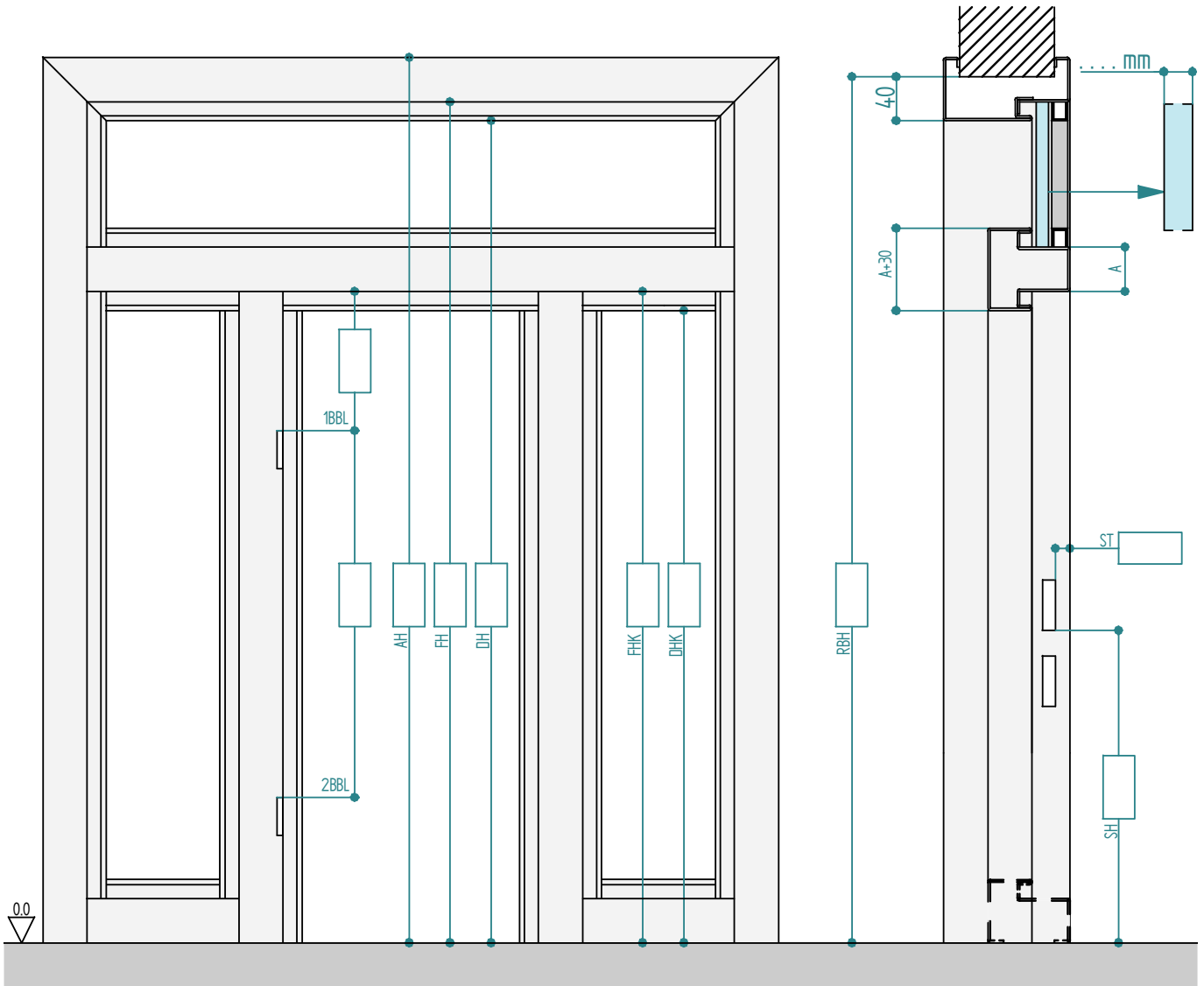


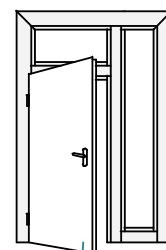
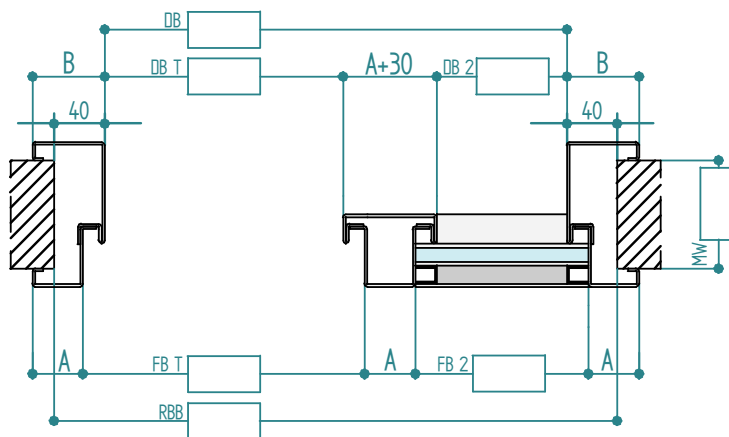
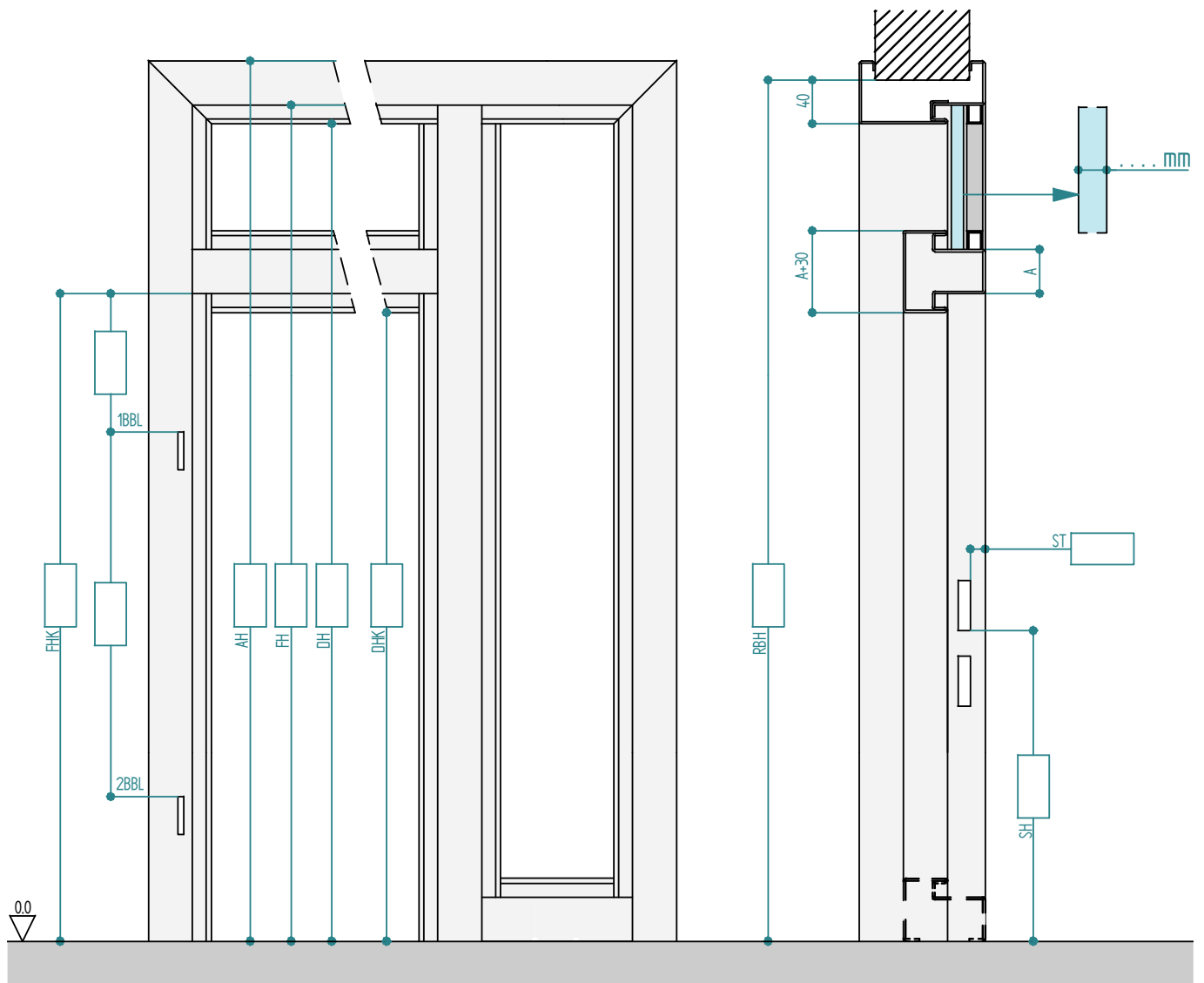




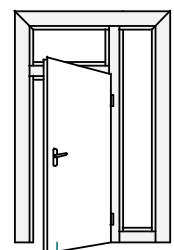




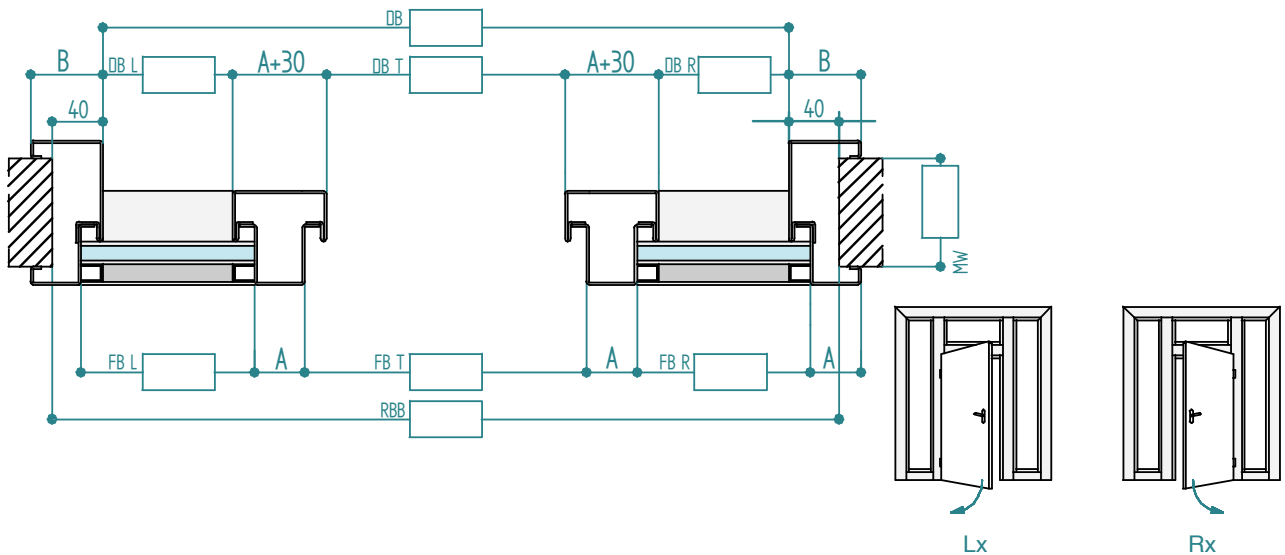
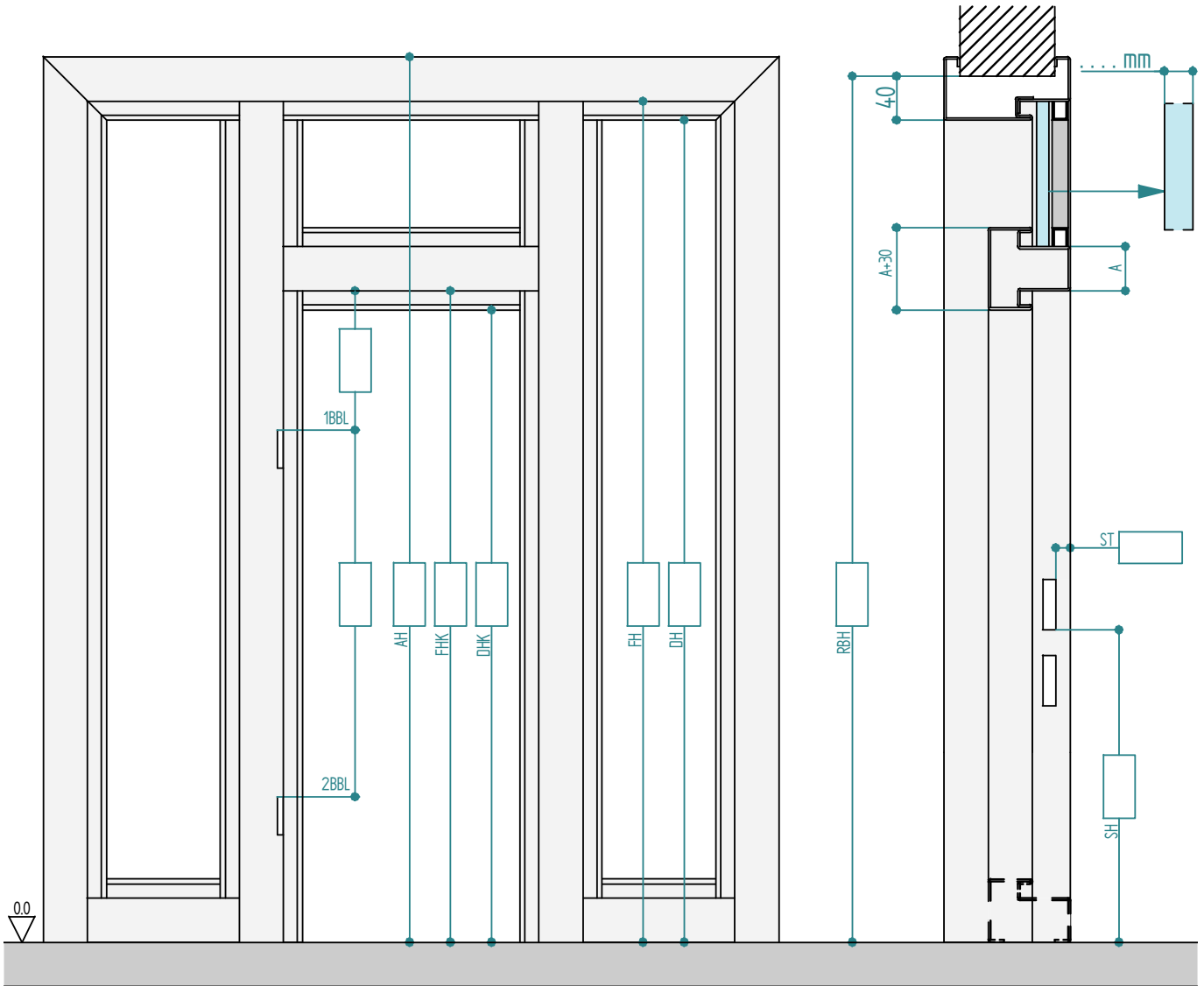


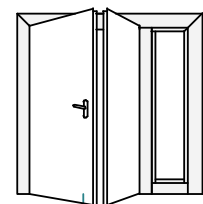
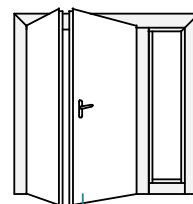
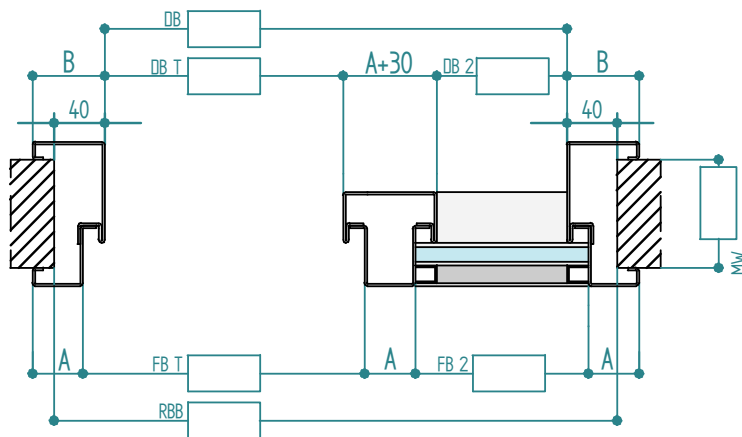
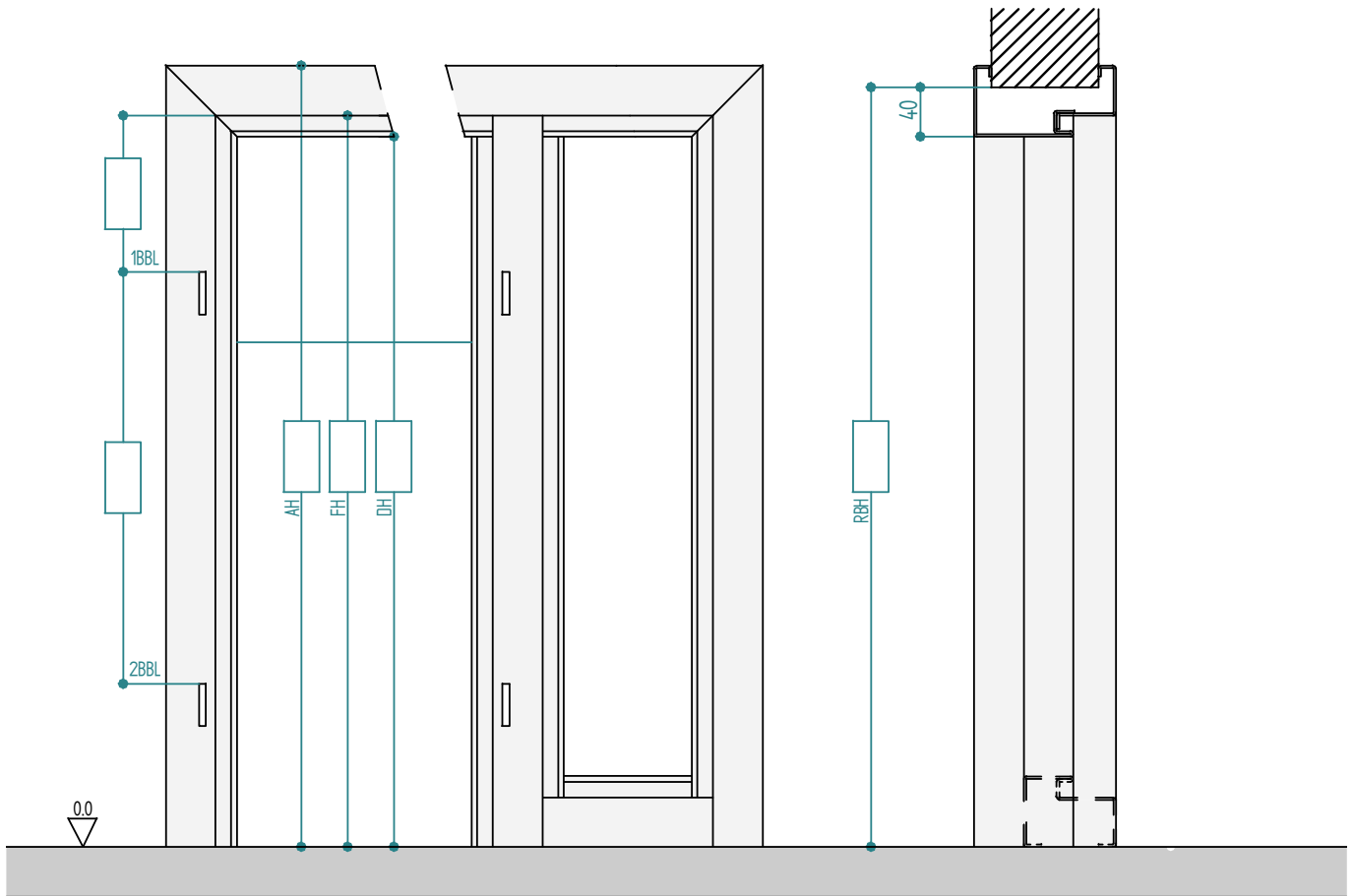


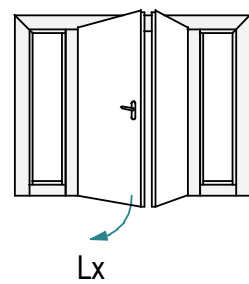
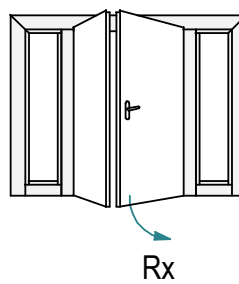
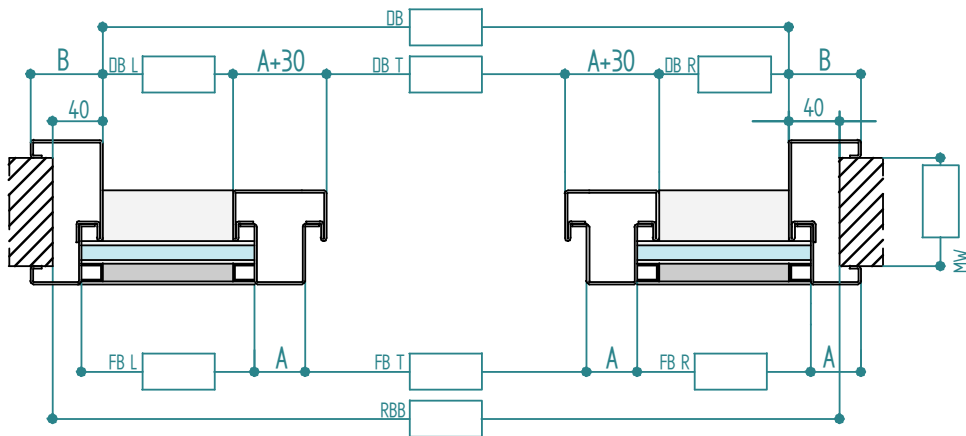
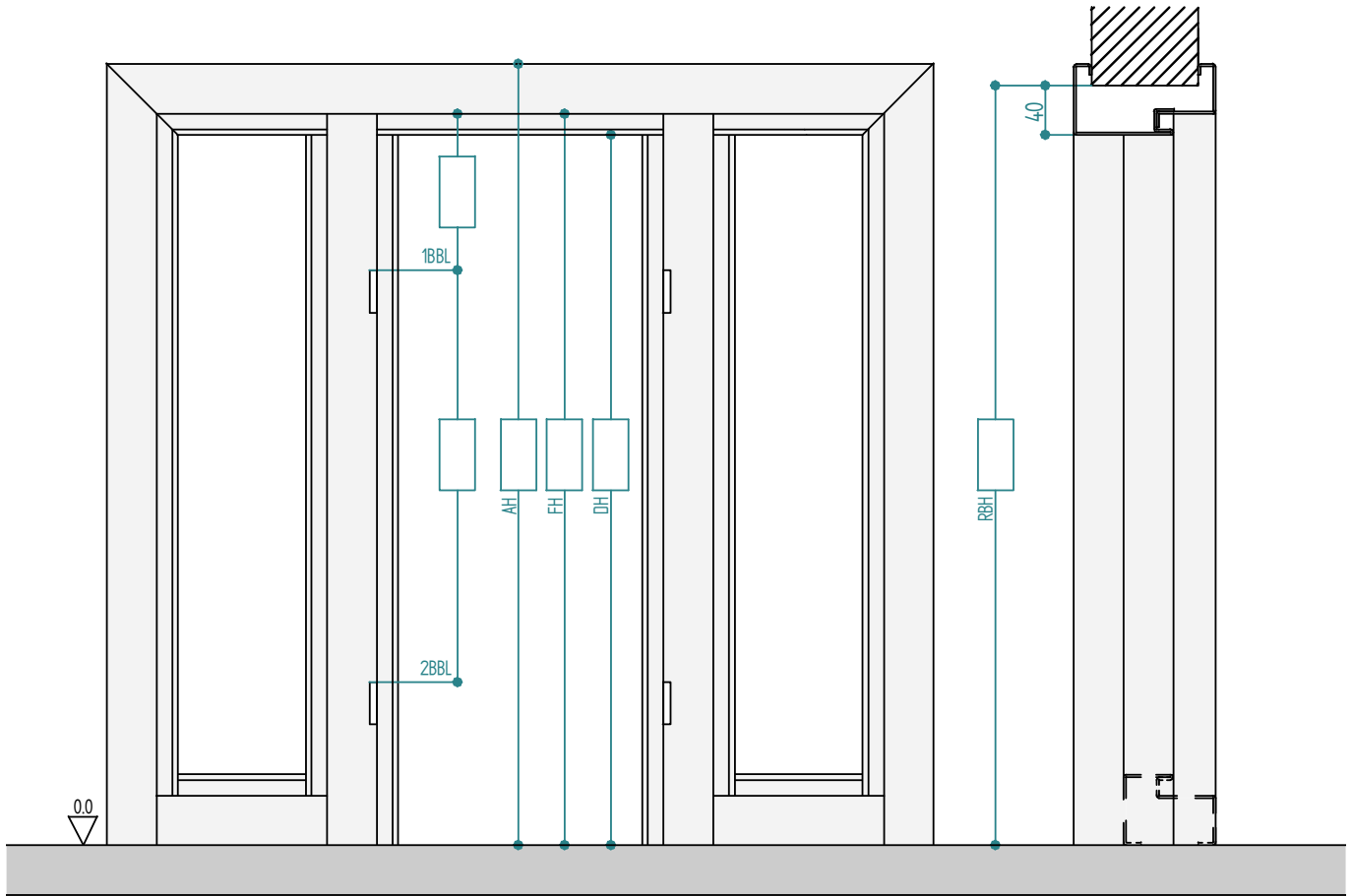
Lx

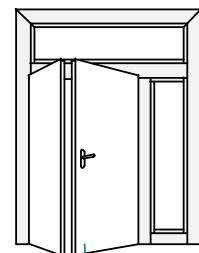
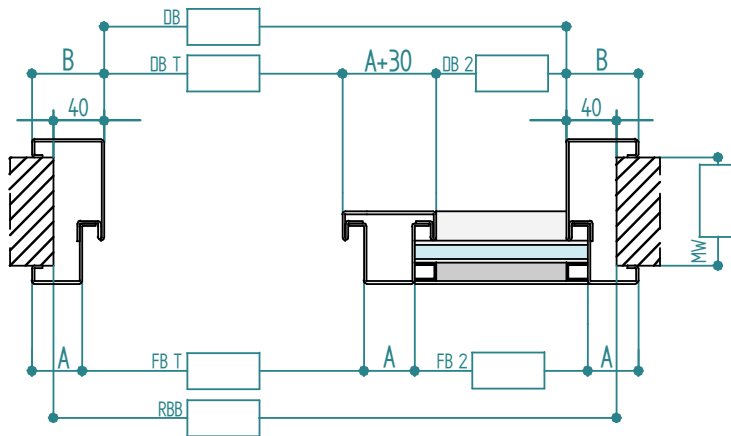
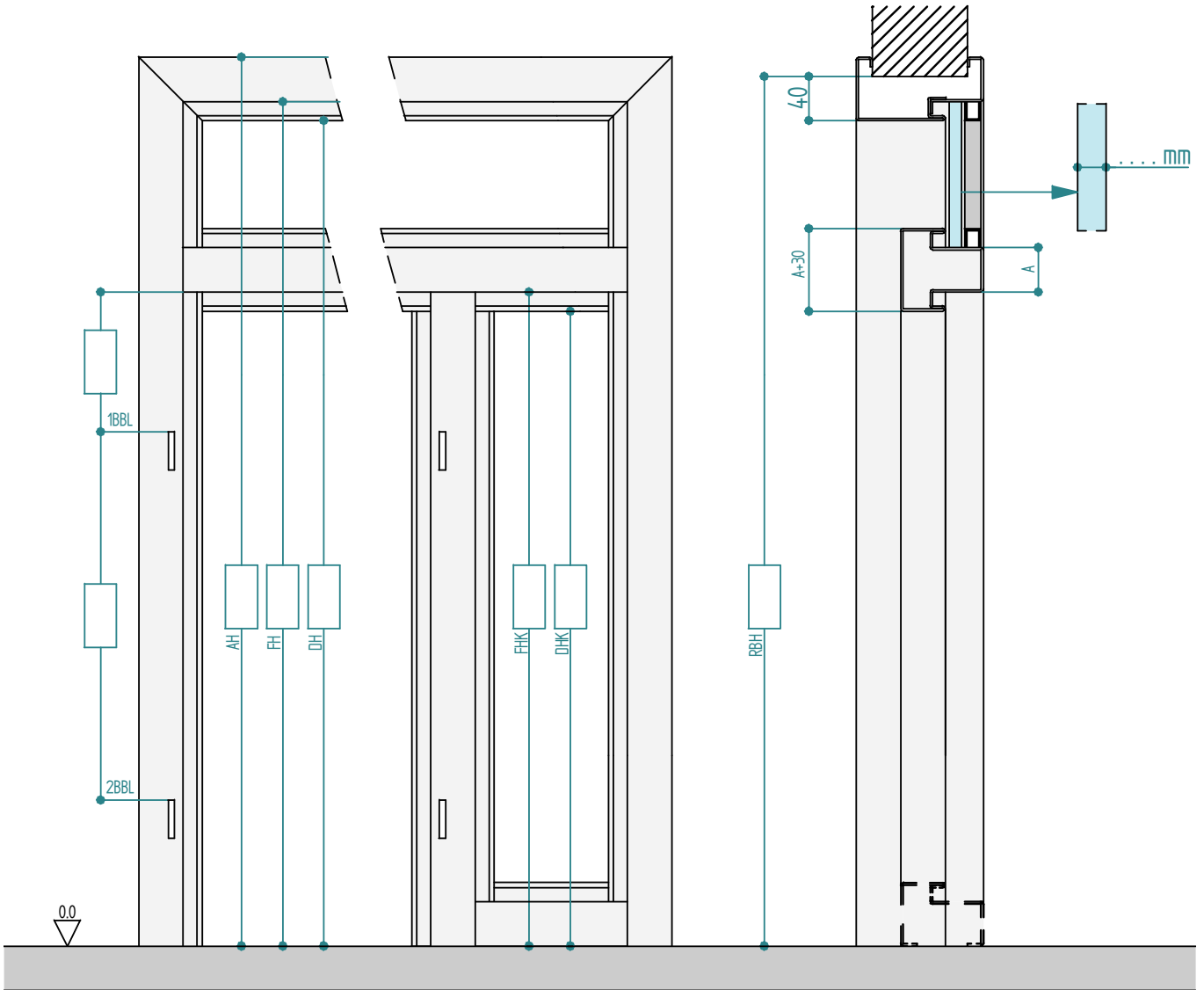


Rx

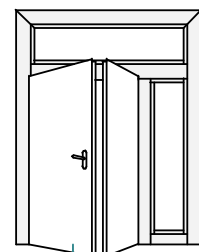




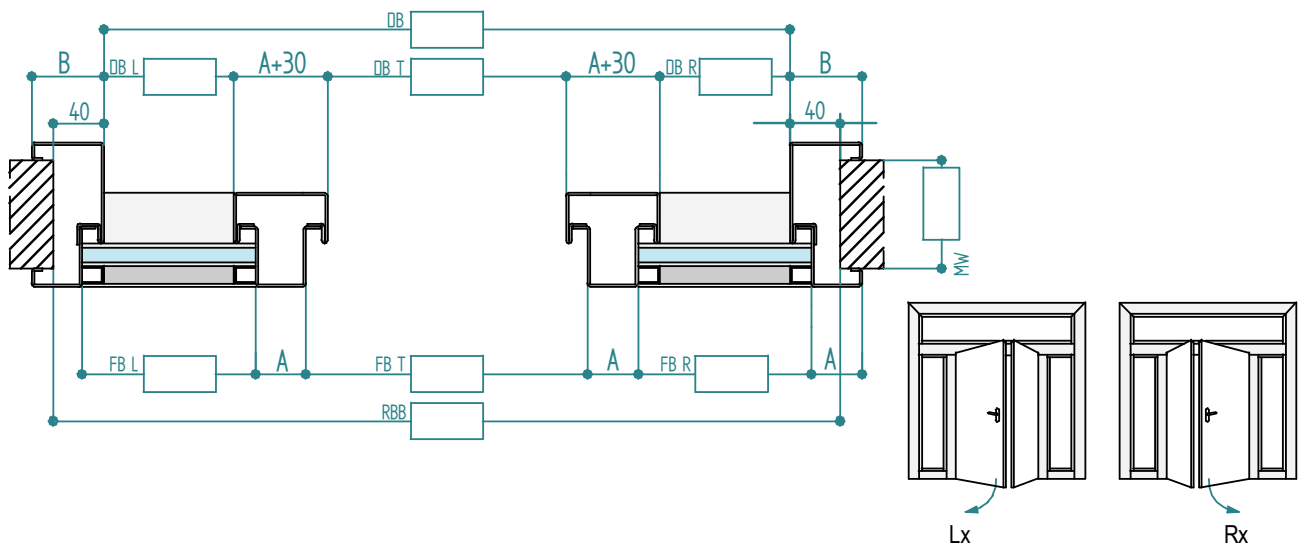
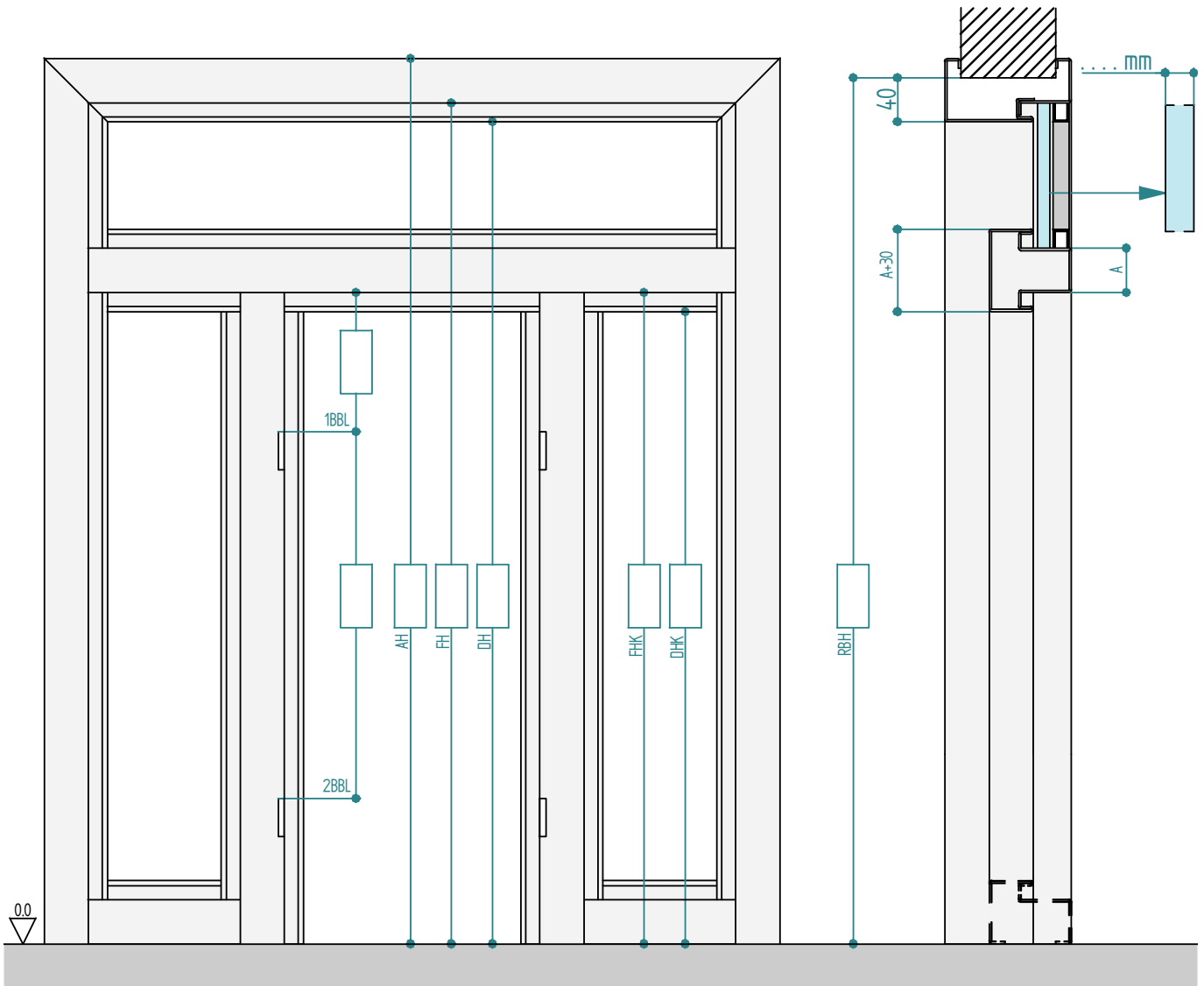


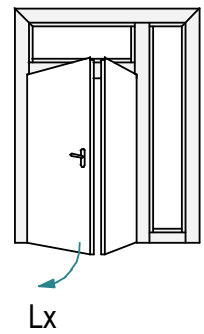
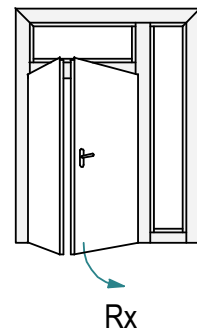
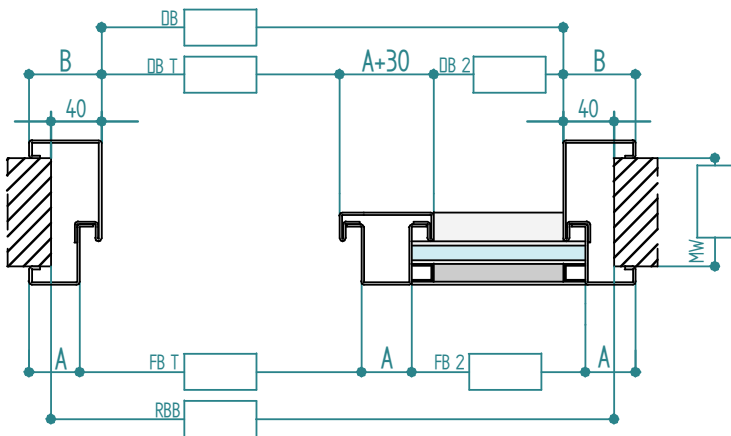
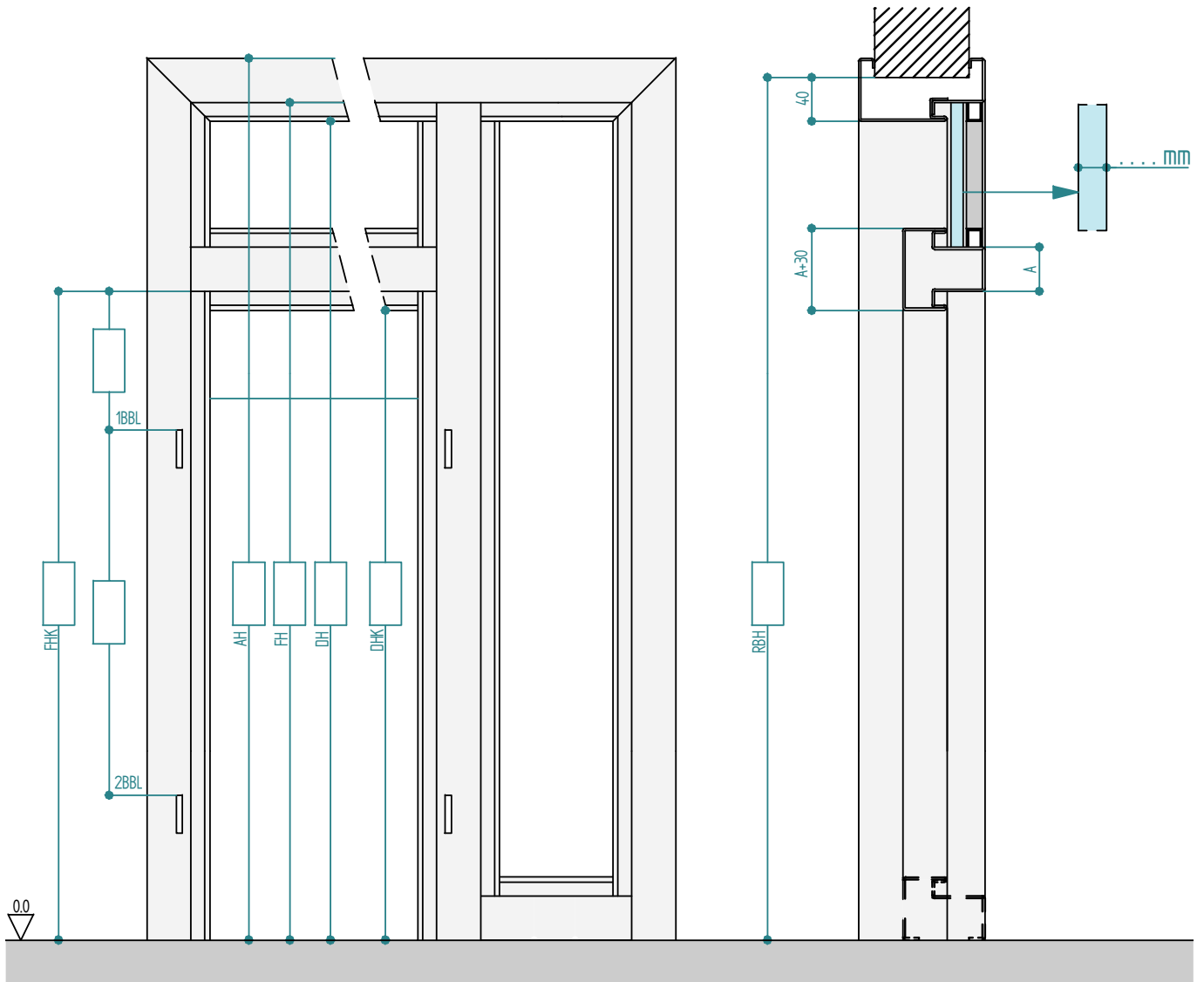


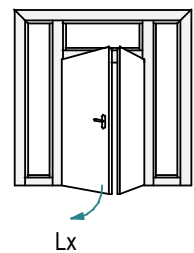
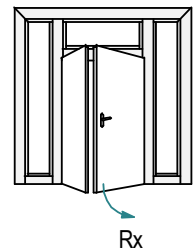
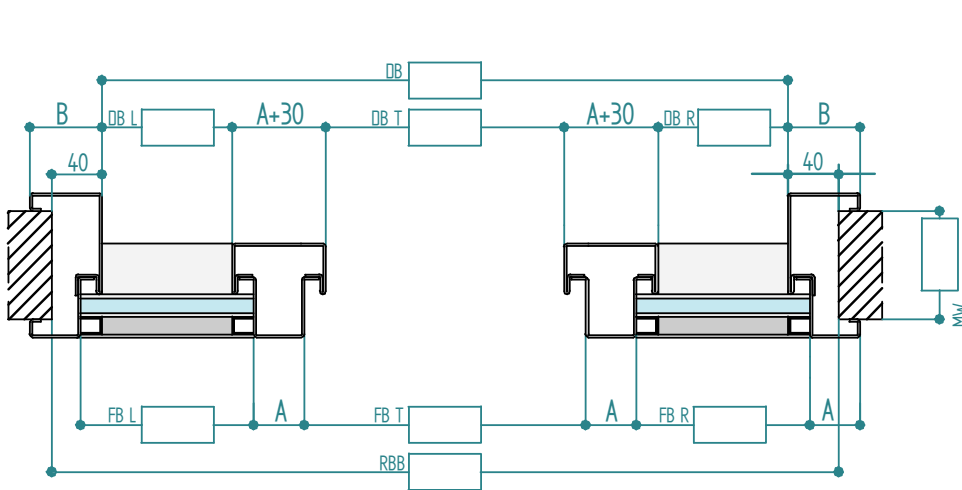
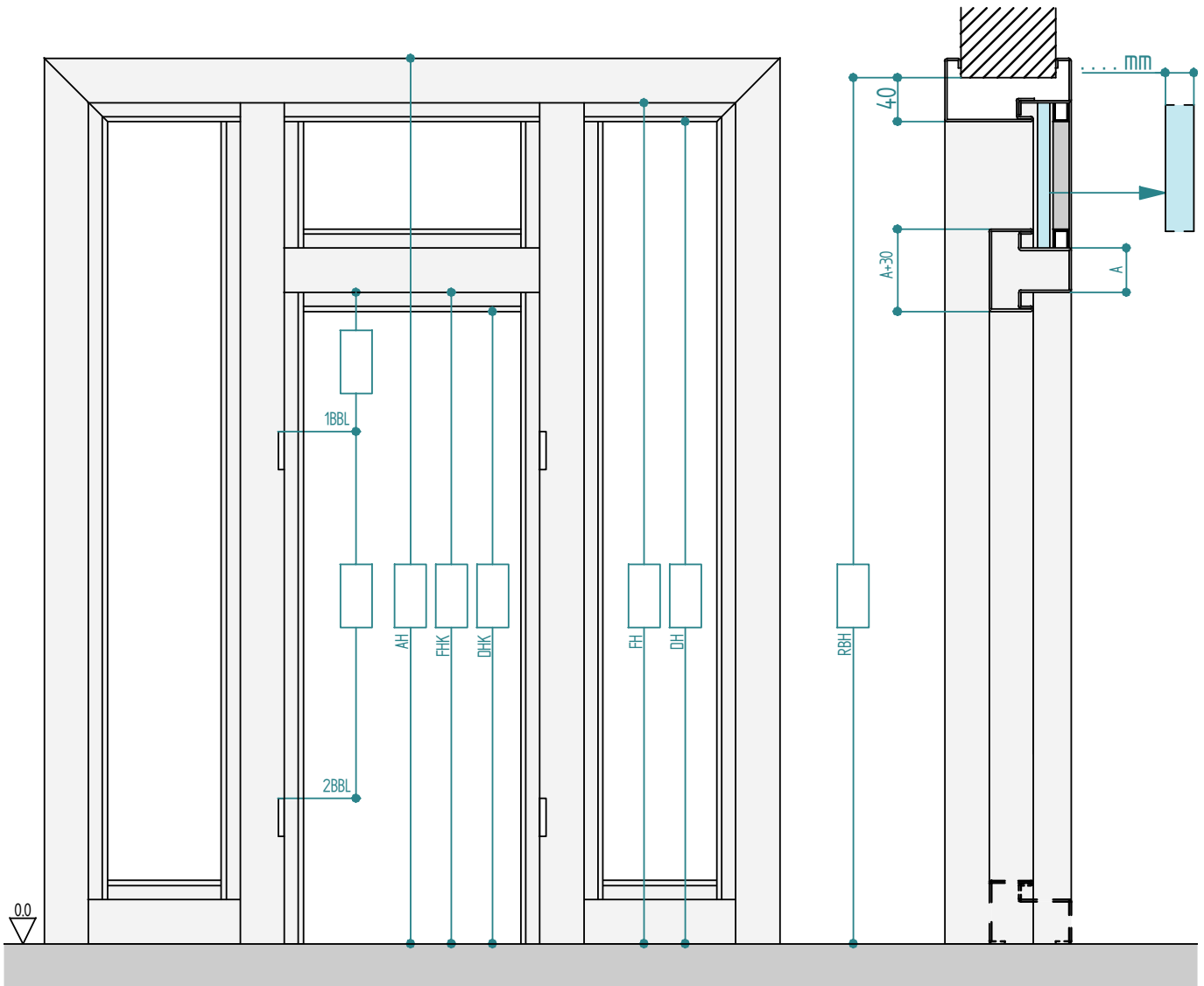
Rx

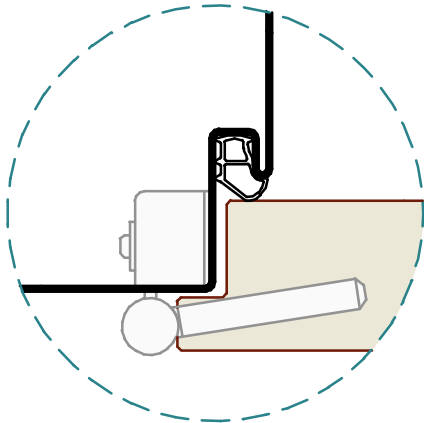


Lx

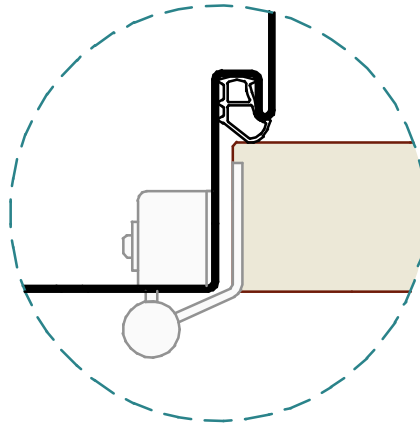




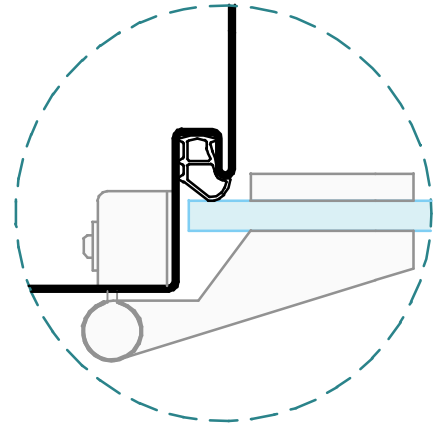




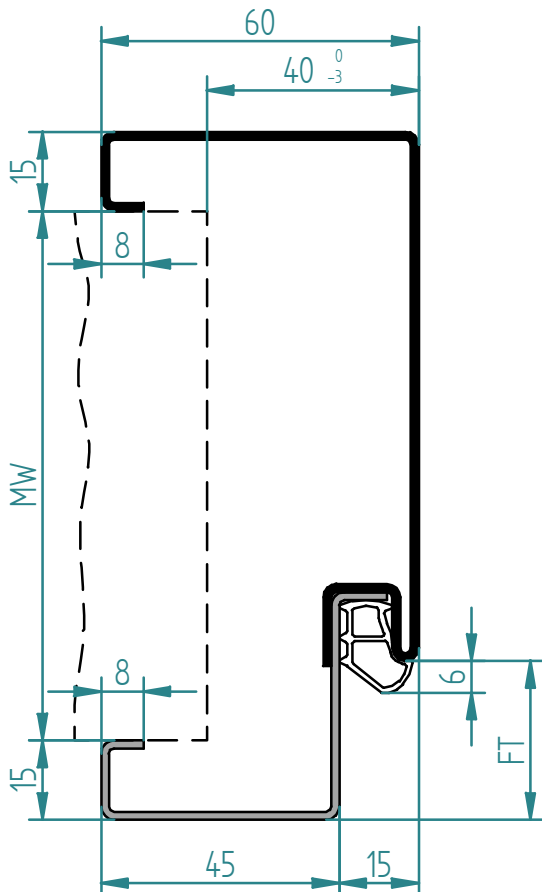
gefälztes Türblatt
 porta a battuta
 rebated door



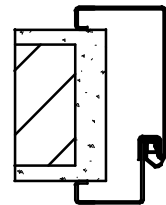
stumpfes Türblatt
 porta a filo senza battuta
 flush door



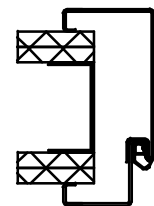
Ganzglastür
 porta in cristallo
 glass door



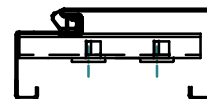
Montage auf fertiger Wand
 montaggio su parete finita
 fitting on finished wall



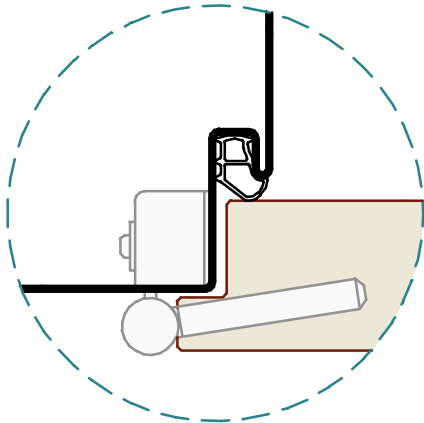
Montage auf Gipswand
 montaggio su parete
 in cartongesso
 fitting on stud/gypsum wall



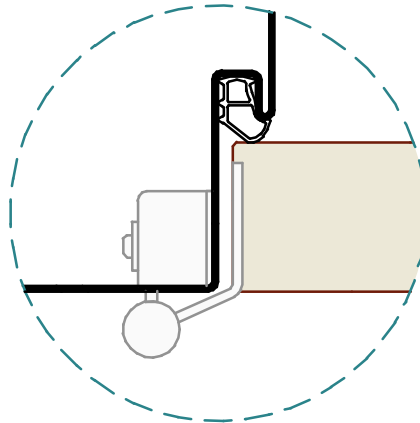
Befestigung Hutanker S2+TZ
 fissaggio staffa ad "U" S2+TZ
 fitting with "U" bracket S2+TZ



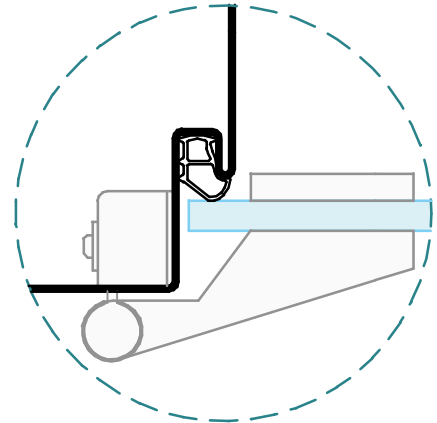
Befestigung Universalanker
 fissaggio staffa universale
 fitting with universal bracket



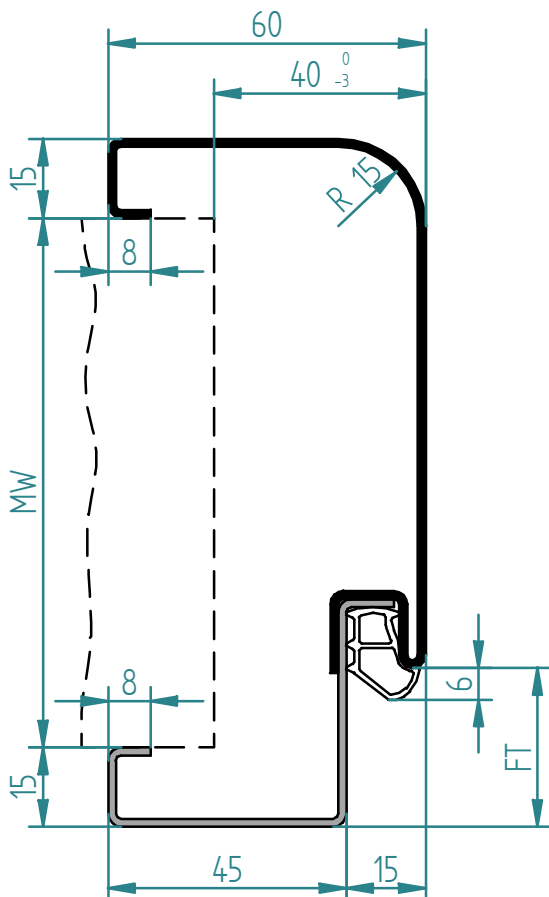
gefälztes Türblatt
 porta a battuta
 rebated door



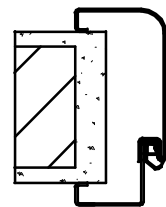
stumpfes Türblatt
 porta a filo senza battuta
 flush door



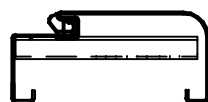
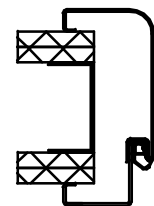
Ganzglastür
 porta in cristallo
 glass door



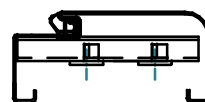
Montage auf fertiger Wand
 montaggio su parete finita
 fitting on finished wall



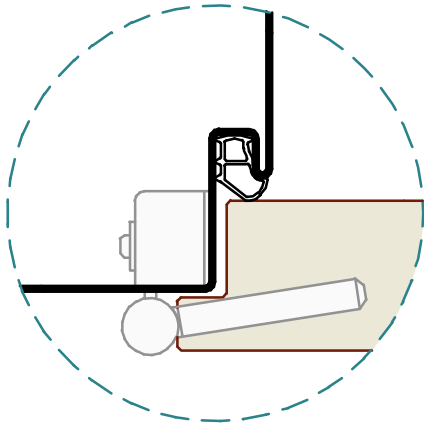
Montage auf Gipswand
 montaggio su parete
 in cartongesso
 fitting on stud/gypsum wall



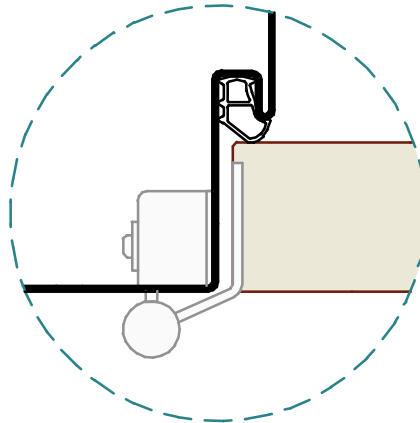
Befestigung Hutanker S2+TZ
 fissaggio staffa ad "U" S2+TZ
 fitting with "U" bracket S2+TZ



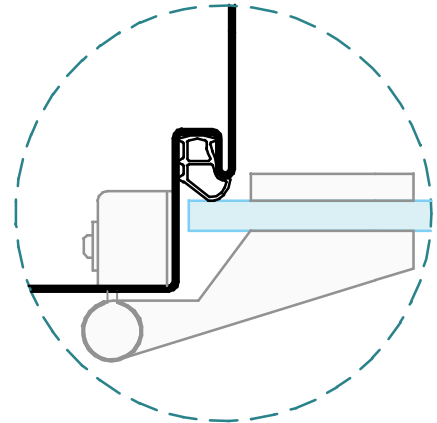
Befestigung Universalanker
 fissaggio staffa universale
 fitting with universal bracket



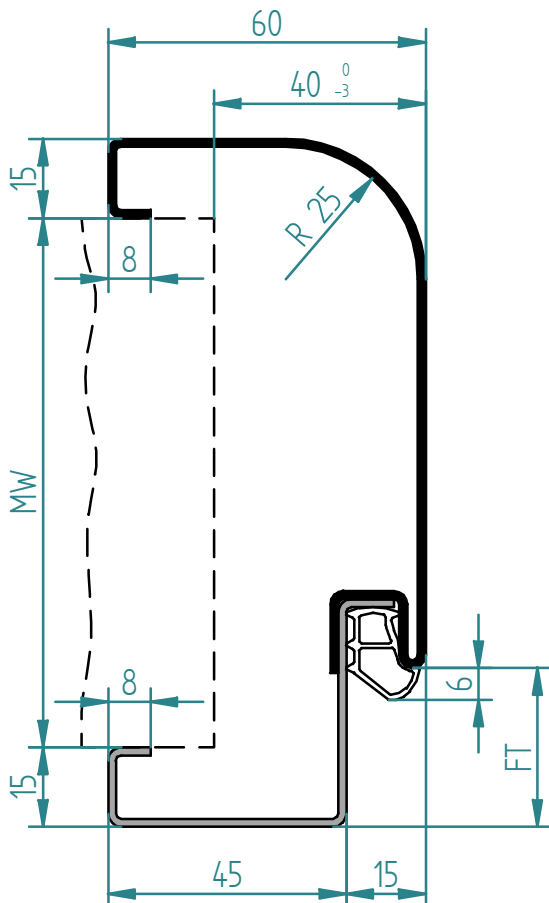
gefälztes Türblatt
 porta a battuta
 rebated door



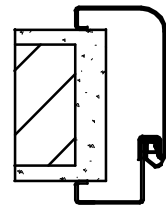
stumpfes Türblatt
 porta a filo senza battuta
 flush door



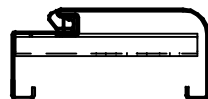
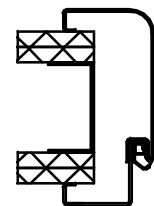
Ganzglastür
 porta in cristallo
 glass door



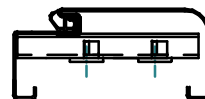
Montage auf fertiger Wand
 montaggio su parete finita
 fitting on finished wall



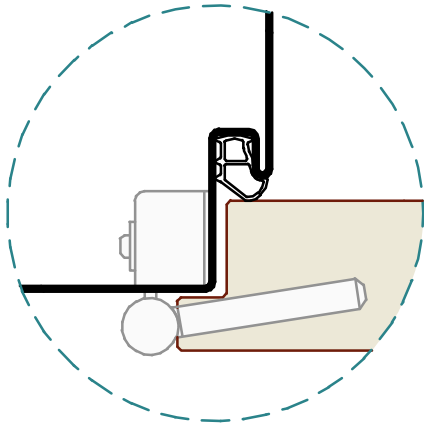
Montage auf Gipswand
 montaggio su parete
 in cartongesso
 fitting on stud/gypsum wall



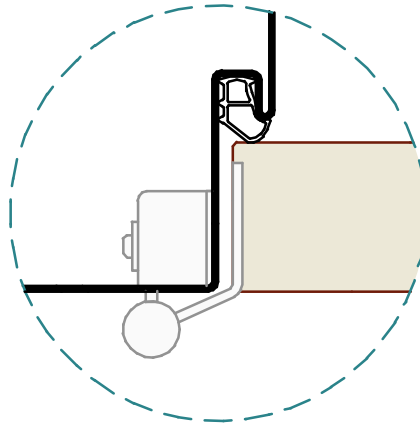
Befestigung Hutanker S2+TZ
 fissaggio staffa ad "U" S2+TZ
 fitting with "U" bracket S2+TZ



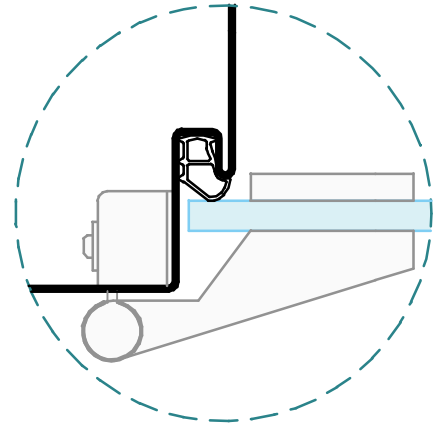
Befestigung Universalanker
 fissaggio staffa universale
 fitting with universal bracket



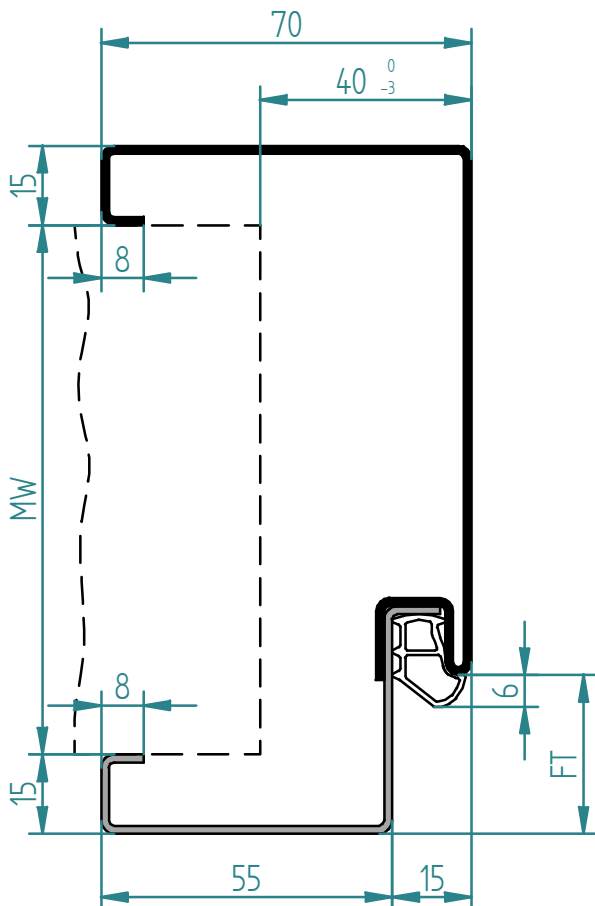
gefälztes Türblatt
 porta a battuta
 rebated door




stumpfes Türblatt
 porta a filo senza battuta
 flush door



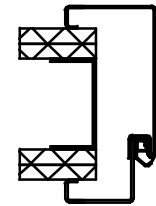
Ganzglastür
 porta in cristallo
 glass door



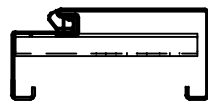

Montage auf fertiger Wand
 montaggio su parete finita
 fitting on finished wall



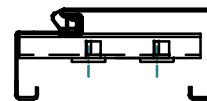
Montage auf Gipswand
 montaggio su parete
 in cartongesso
 fitting on stud/gypsum wall



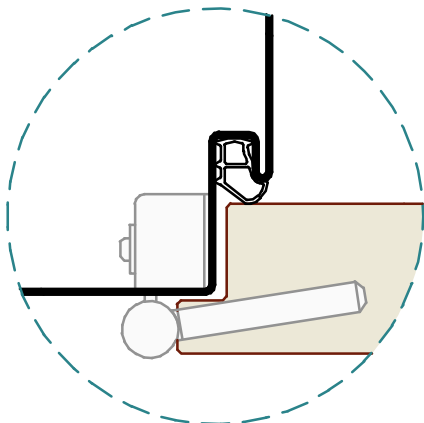
Montage auf Holzblindrahmen
 montaggio su falso telaio
 fitting on wooden subframe



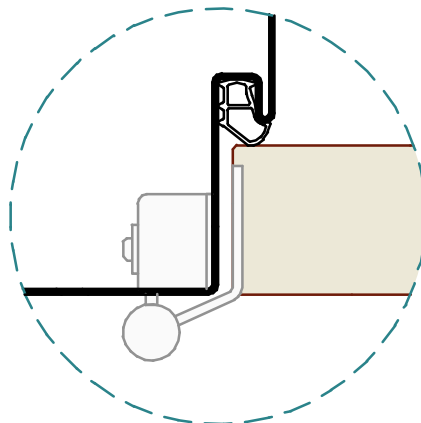
Befestigung Hutanker S2+TZ
 fissaggio staffa ad "U" S2+TZ
 fitting with "U" bracket S2+TZ



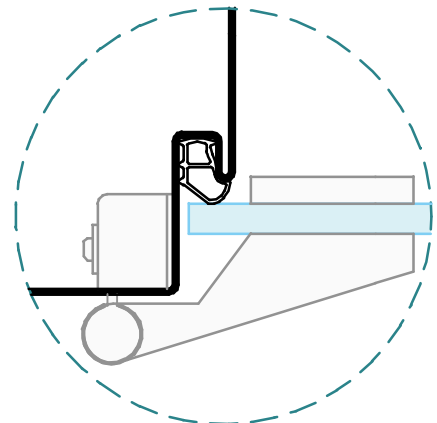
Befestigung Universalanker
 fissaggio staffa universale
 fitting with universal bracket



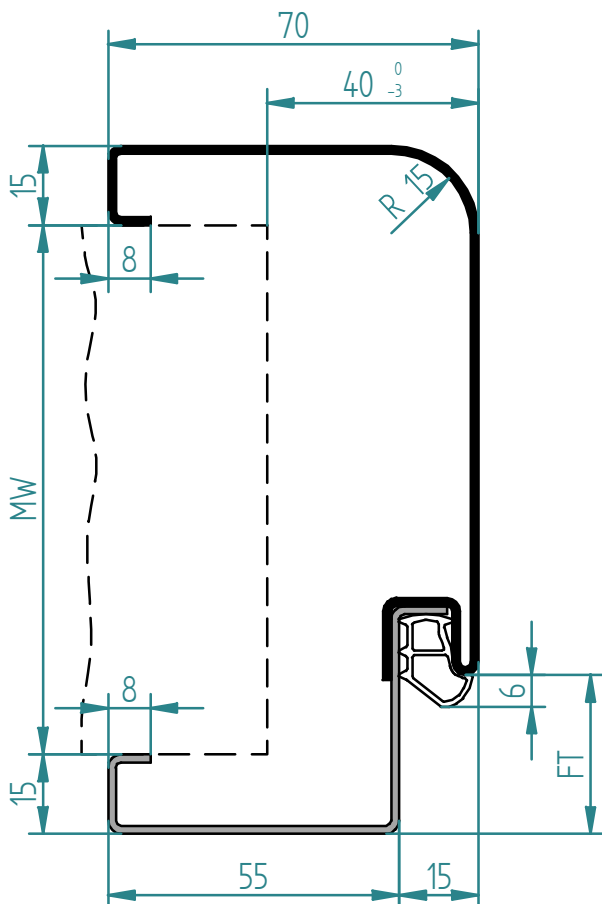
gefälztes Türblatt
 porta a battuta
 rebated door




stumpfes Türblatt
 porta a filo senza battuta
 flush door



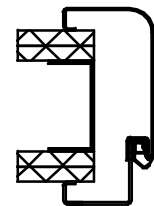
Ganzglastür
 porta in cristallo
 glass door



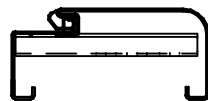

Montage auf fertiger Wand
 montaggio su parete finita
 fitting on finished wall



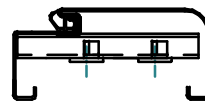
Montage auf Gipswand
 montaggio su parete
 in cartongesso
 fitting on stud/gypsum wall



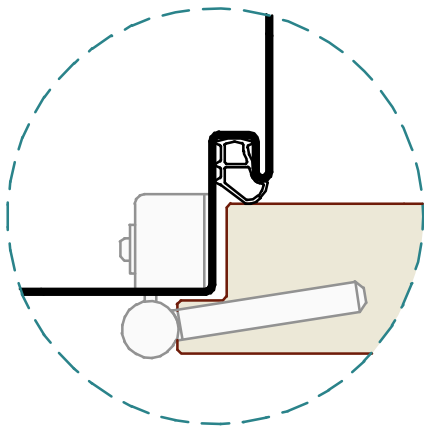
Montage auf Holzblindrahmen
 montaggio su falso telaio
 fitting on wooden subframe



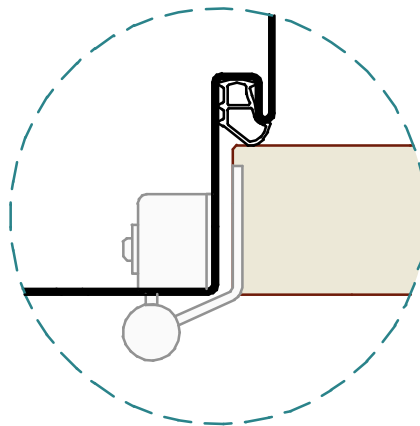
Befestigung Hutanker S2+TZ
 fissaggio staffa ad "U" S2+TZ
 fitting with "U" bracket S2+TZ



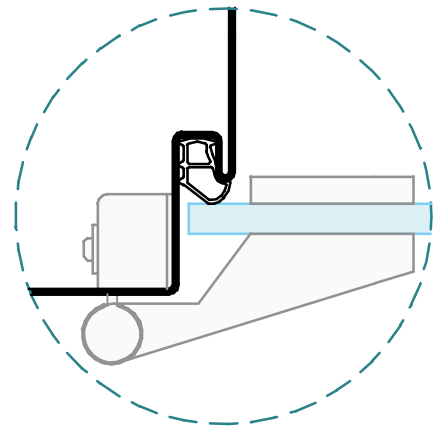
Befestigung Universalanker
 fissaggio staffa universale
 fitting with universal bracket



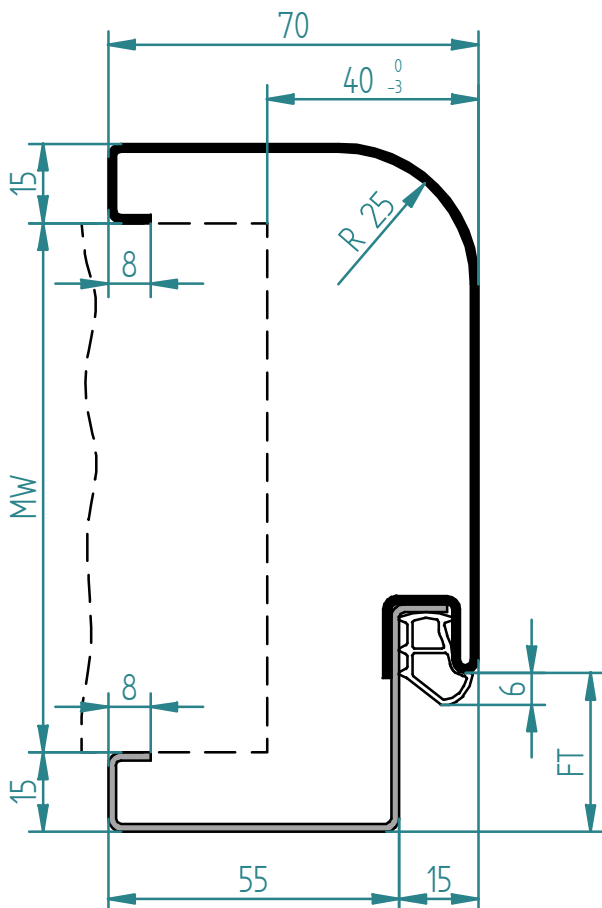
gefälztes Türblatt
 porta a battuta
 rebated door




stumpfes Türblatt
 porta a filo senza battuta
 flush door



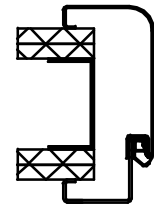
Ganzglastür
 porta in cristallo
 glass door



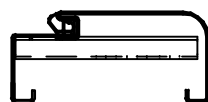

Montage auf fertiger Wand
 montaggio su parete finita
 fitting on finished wall



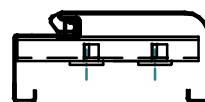
Montage auf Gipswand
 montaggio su parete
 in cartongesso
 fitting on stud/gypsum wall



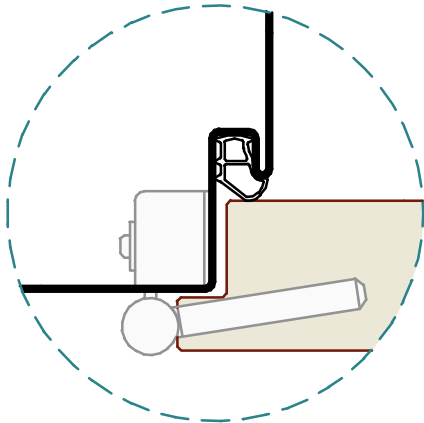
Montage auf Holzblindrahmen
 montaggio su falso telaio
 fitting on wooden subframe



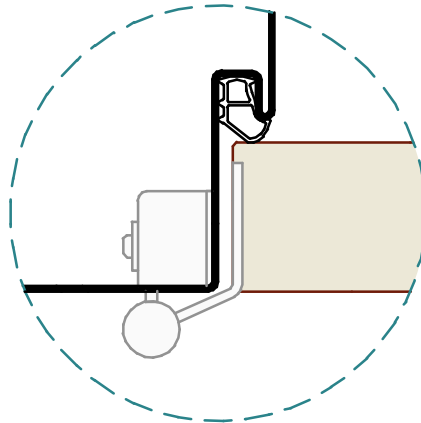
Befestigung Hutanker S2+TZ
 fissaggio staffa ad "U" S2+TZ
 fitting with "U" bracket S2+TZ



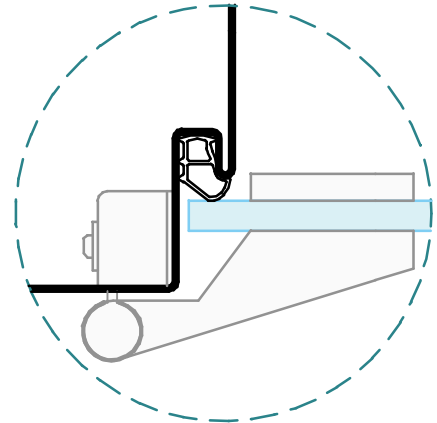
Befestigung Universalanker
 fissaggio staffa universale
 fitting with universal bracket



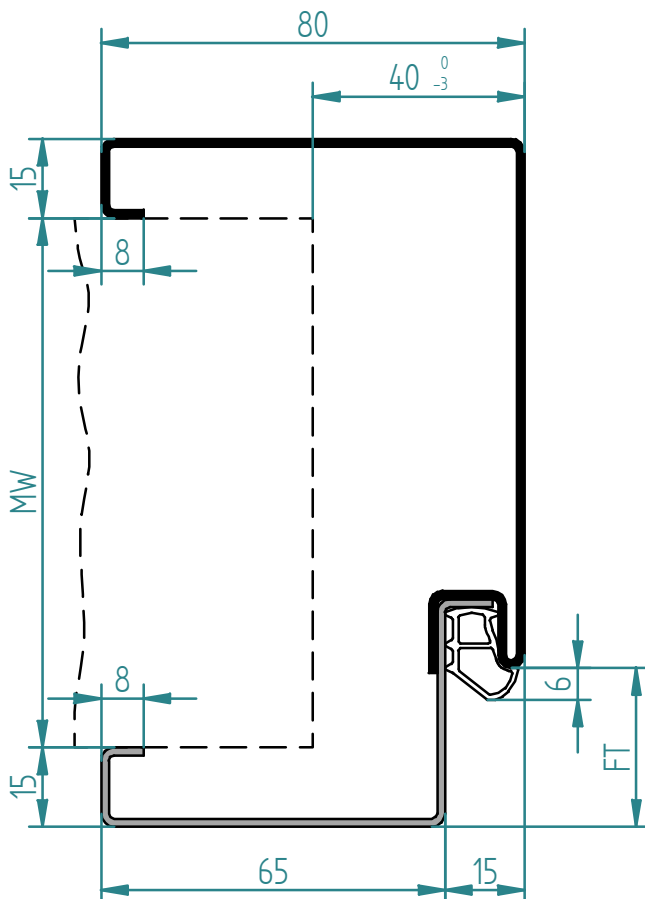
gefälztes Türblatt
 porta a battuta
 rebated door




stumpfes Türblatt
 porta a filo senza battuta
 flush door



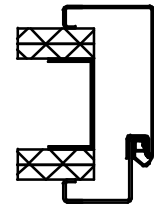
Ganzglastür
 porta in cristallo
 glass door



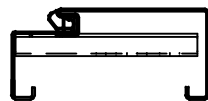

Montage auf fertiger Wand
 montaggio su parete finita
 fitting on finished wall



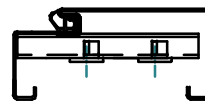
Montage auf Gipswand
 montaggio su parete
 in cartongesso
 fitting on stud/gypsum wall



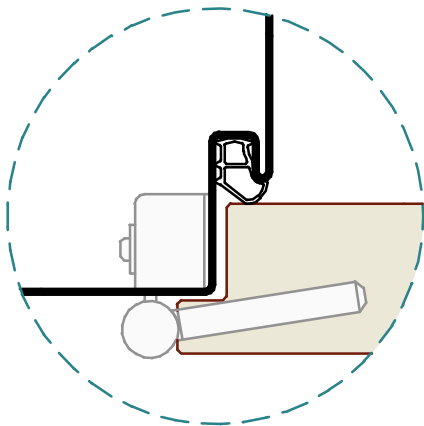
Montage auf Holzblindrahmen
 montaggio su falso telaio
 fitting on wooden subframe



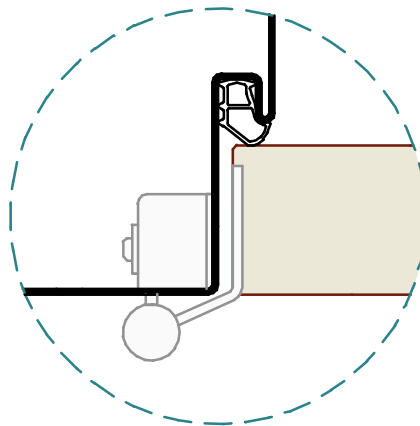
Befestigung Hutanker S2+TZ
 fissaggio staffa ad "U" S2+TZ
 fitting with "U" bracket S2+TZ



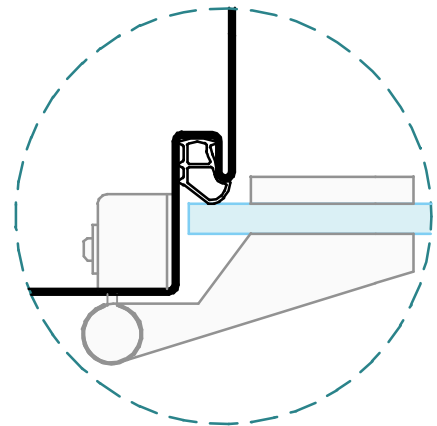
Befestigung Universalanker
 fissaggio staffa universale
 fitting with universal bracket



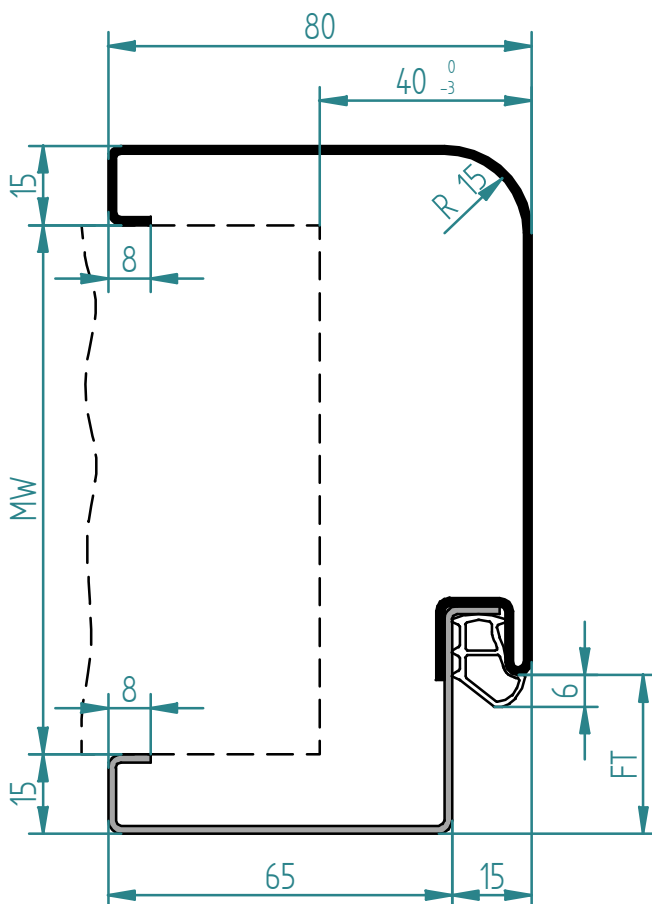
gefälztes Türblatt
 porta a battuta
 rebated door



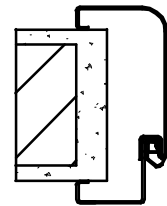
stumpfes Türblatt
 porta a filo senza battuta
 flush door



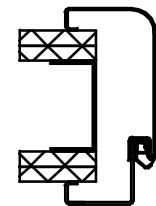
Ganzglastür
 porta in cristallo
 glass door



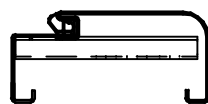

Montage auf fertiger Wand
 montaggio su parete finita
 fitting on finished wall



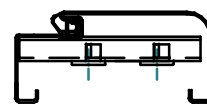
Montage auf Gipswand
 montaggio su parete
 in cartongesso
 fitting on stud/gypsum wall



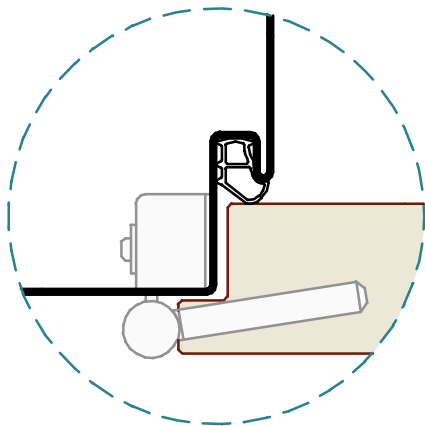
Montage auf Holzblindrahmen
 montaggio su falso telaio
 fitting on wooden subframe



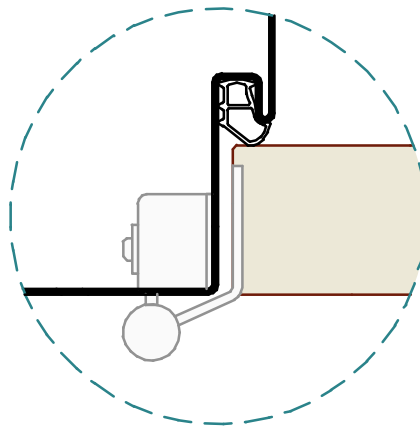
Befestigung Hutanker S2+TZ
 fissaggio staffa ad "U" S2+TZ
 fitting with "U" bracket S2+TZ



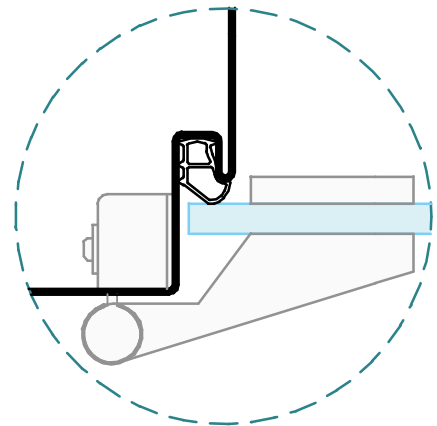
Befestigung Universalanker
 fissaggio staffa universale
 fitting with universal bracket



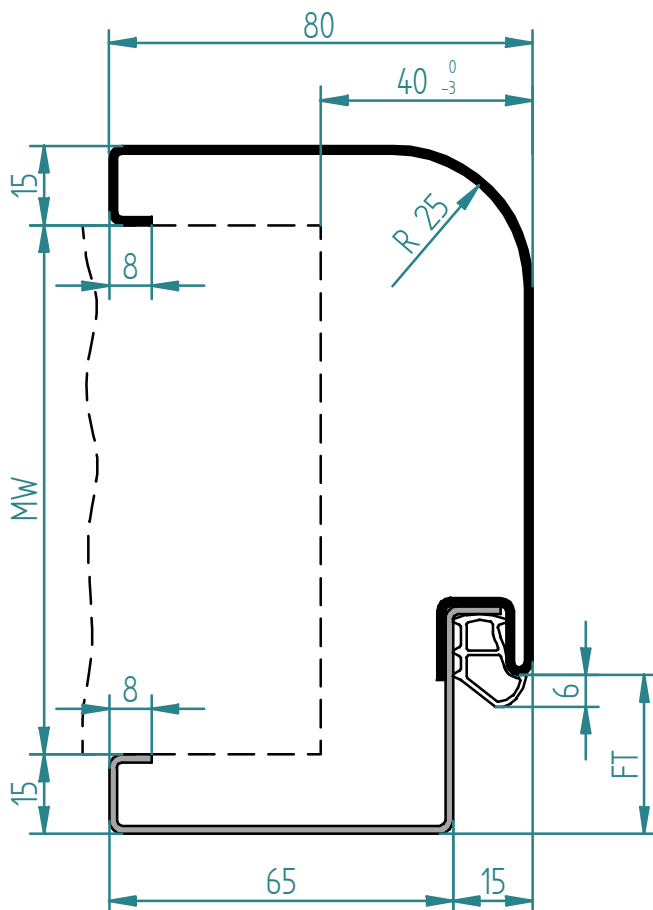
gefälztes Türblatt
 porta a battuta
 rebated door




stumpfes Türblatt
 porta a filo senza battuta
 flush door



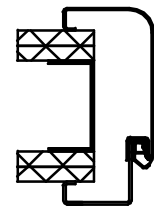
Ganzglastür
 porta in cristallo
 glass door



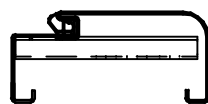

Montage auf fertiger Wand
 montaggio su parete finita
 fitting on finished wall



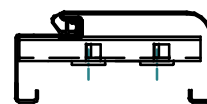
Montage auf Gipswand
 montaggio su parete
 in cartongesso
 fitting on stud/gypsum wall



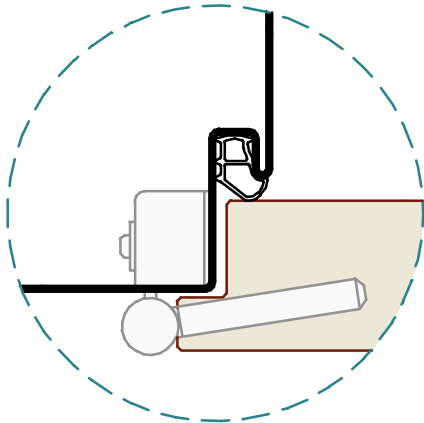
Montage auf Holzblindrahmen
 montaggio su falso telaio
 fitting on wooden subframe



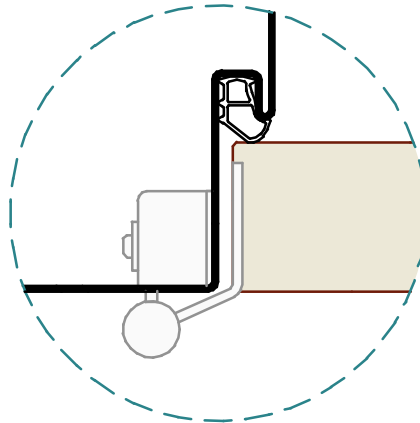
Befestigung Hutanker S2+TZ
 fissaggio staffa ad "U" S2+TZ
 fitting with "U" bracket S2+TZ



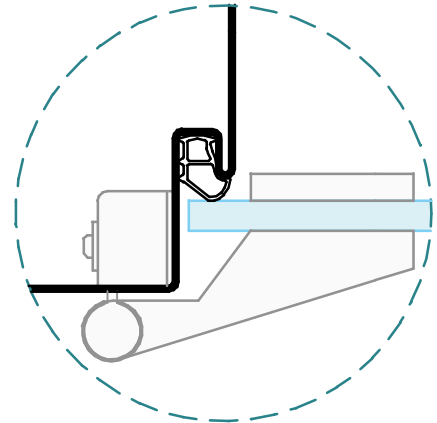
Befestigung Universalanker
 fissaggio staffa universale
 fitting with universal bracket



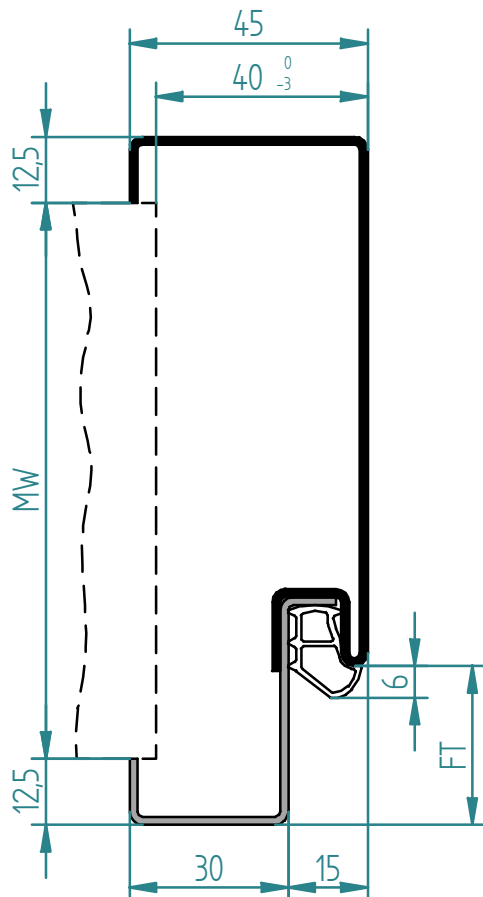
gefälztes Türblatt
 porta a battuta
 rebated door



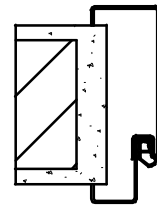
stumpfes Türblatt
 porta a filo senza battuta
 flush door



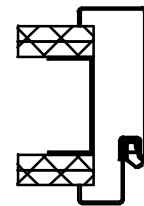
Ganzglastür
 porta in cristallo
 glass door



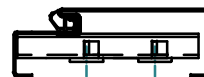
Montage auf fertiger Wand
 montaggio su parete finita
 fitting on finished wall



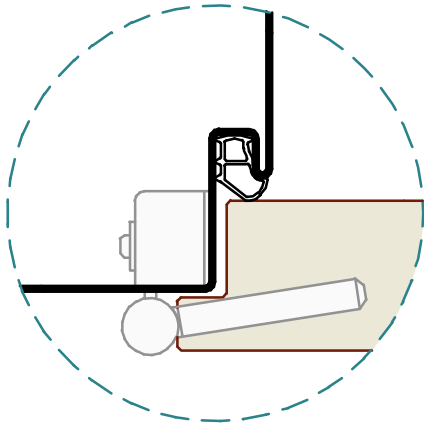
Montage auf Gipswand
 montaggio su parete
 in cartongesso
 fitting on stud/gypsum wall



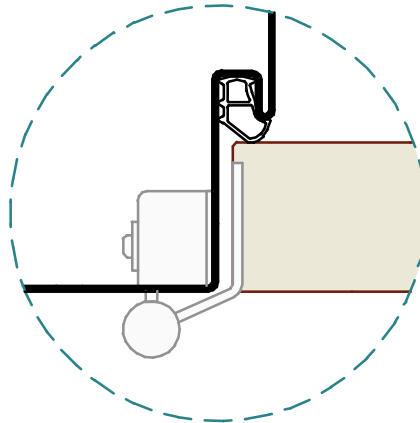
Befestigung Hutanker S2+TZ
 fissaggio staffa ad "U" S2+TZ
 fitting with "U" bracket S2+TZ



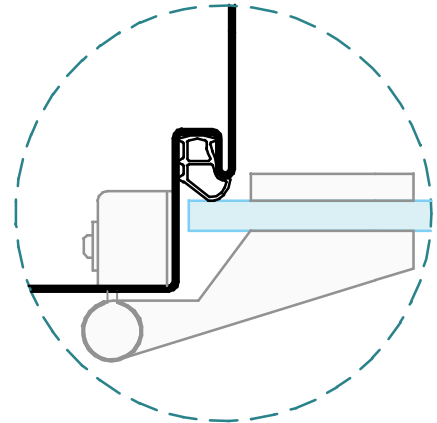
Befestigung Universalanker
 fissaggio staffa universale
 fitting with universal bracket



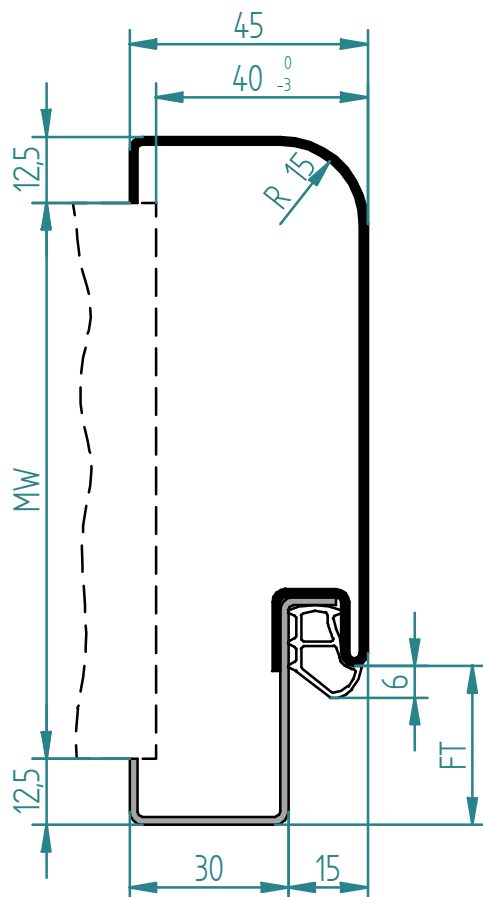
gefälztes Türblatt
 porta a battuta
 rebated door



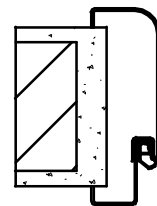
stumpfes Türblatt
 porta a filo senza battuta
 flush door



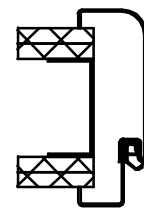
Ganzglastür
 porta in cristallo
 glass door



Montage auf fertiger Wand
 montaggio su parete finita
 fitting on finished wall



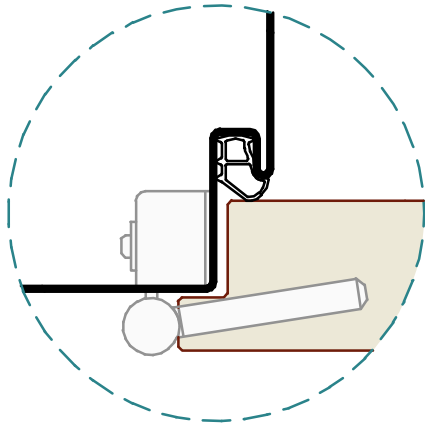
Montage auf Gipswand
 montaggio su parete
 in cartongesso
 fitting on stud/gypsum wall



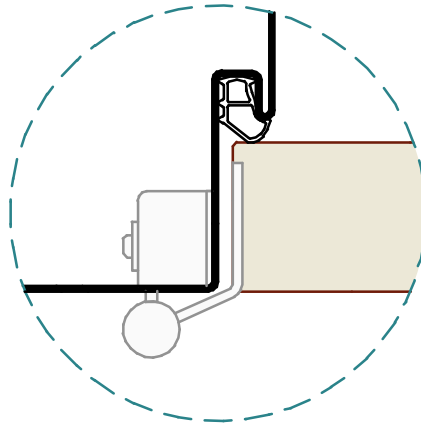
Befestigung Hutanker S2+TZ
 fissaggio staffa ad "U" S2+TZ
 fitting with "U" bracket S2+TZ



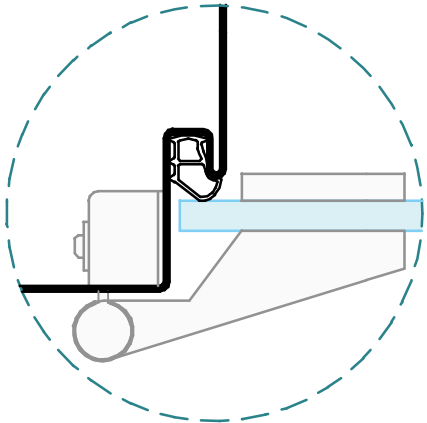
Befestigung Universalanker
 fissaggio staffa universale
 fitting with universal bracket



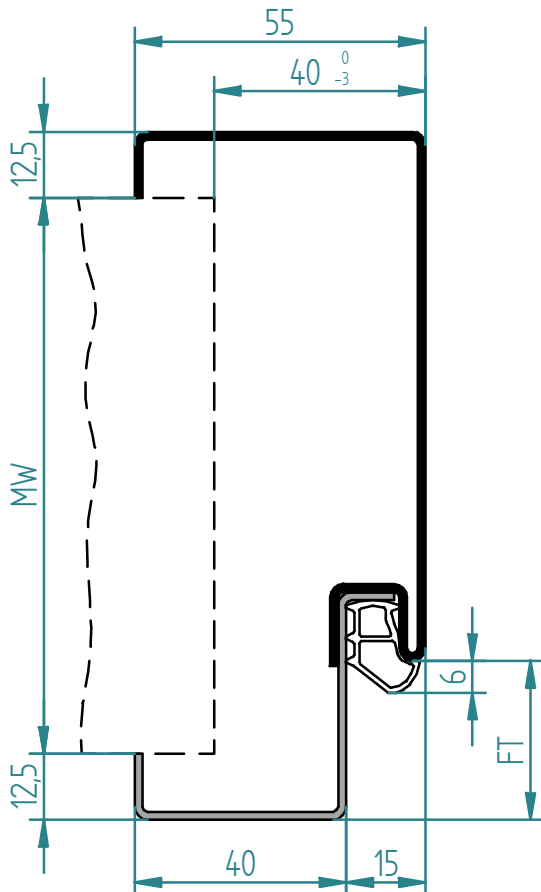
gefälztes Türblatt
 porta a battuta
 rebated door



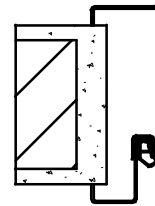
stumpfes Türblatt
 porta a filo senza battuta
 flush door



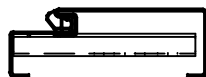
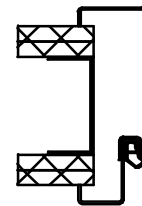
Ganzglastür
 porta in cristallo
 glass door



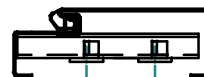
Montage auf fertiger Wand
 montaggio su parete finita
 fitting on finished wall



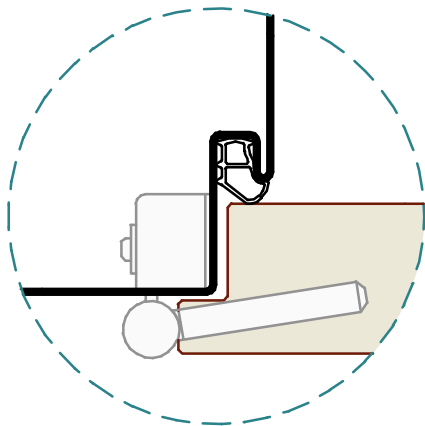
Montage auf Gipswand
 montaggio su parete
 in cartongesso
 fitting on stud/gypsum wall



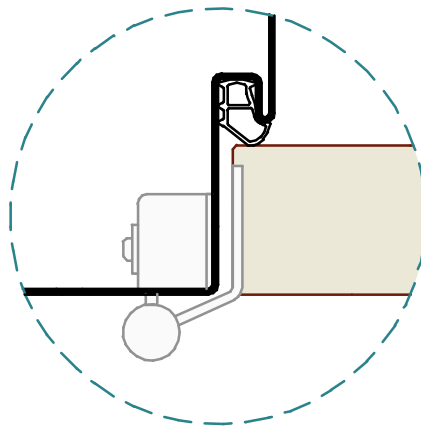
Befestigung Hutanker S2+TZ
 fissaggio staffa ad "U" S2+TZ
 fitting with "U" bracket S2+TZ



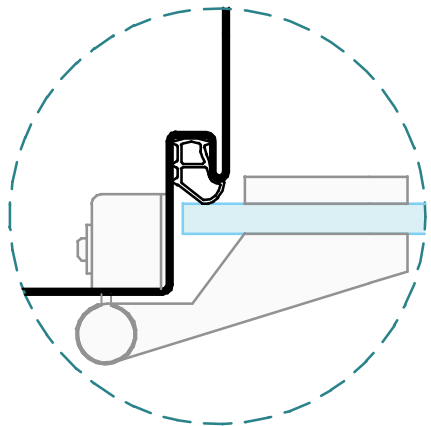
Befestigung Universalanker
 fissaggio staffa universale
 fitting with universal bracket



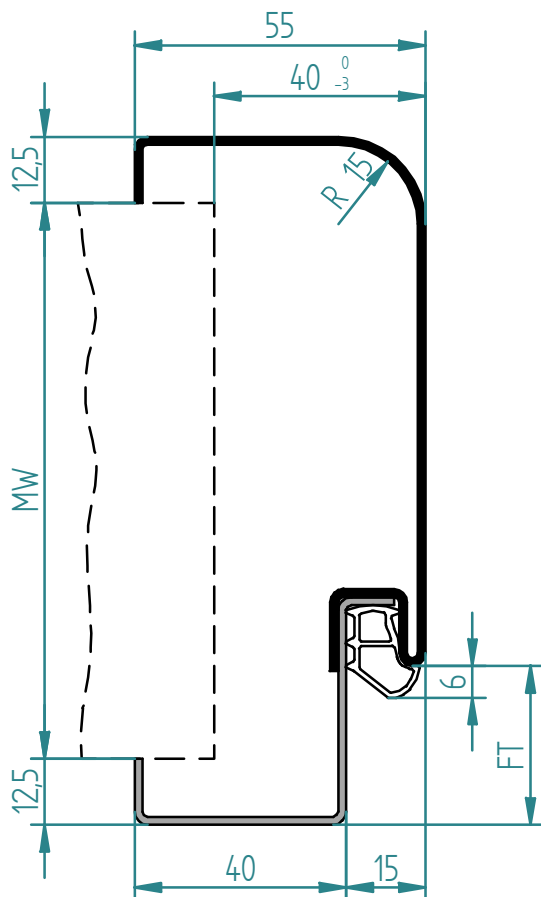
gefälztes Türblatt
 porta a battuta
 rebated door



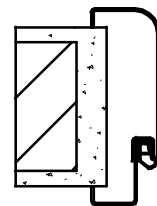
stumpfes Türblatt
 porta a filo senza battuta
 flush door



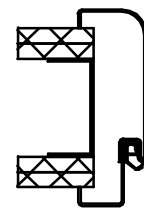
Ganzglastür
 porta in cristallo
 glass door



Montage auf fertiger Wand
 montaggio su parete finita
 fitting on finished wall



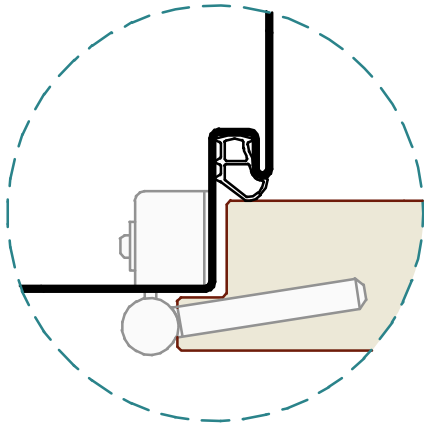
Montage auf Gipswand
 montaggio su parete
 in cartongesso
 fitting on stud/gypsum wall



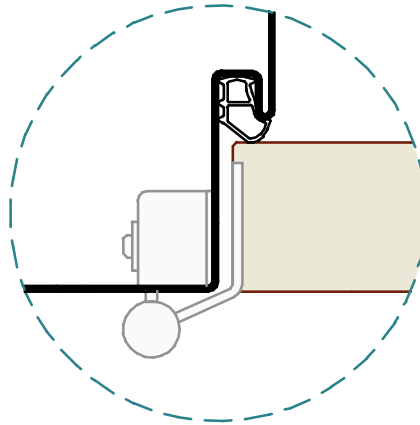
Befestigung Hutanker S2+TZ
 fissaggio staffa ad "U" S2+TZ
 fitting with "U" bracket S2+TZ



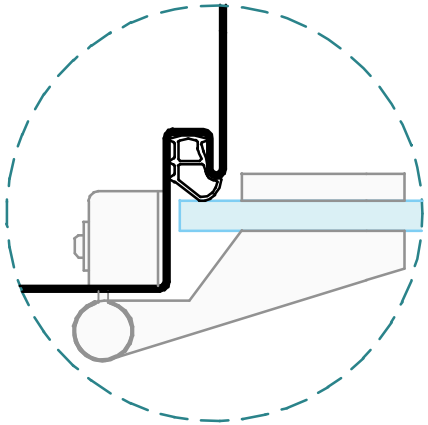
Befestigung Universalanker
 fissaggio staffa universale
 fitting with universal bracket



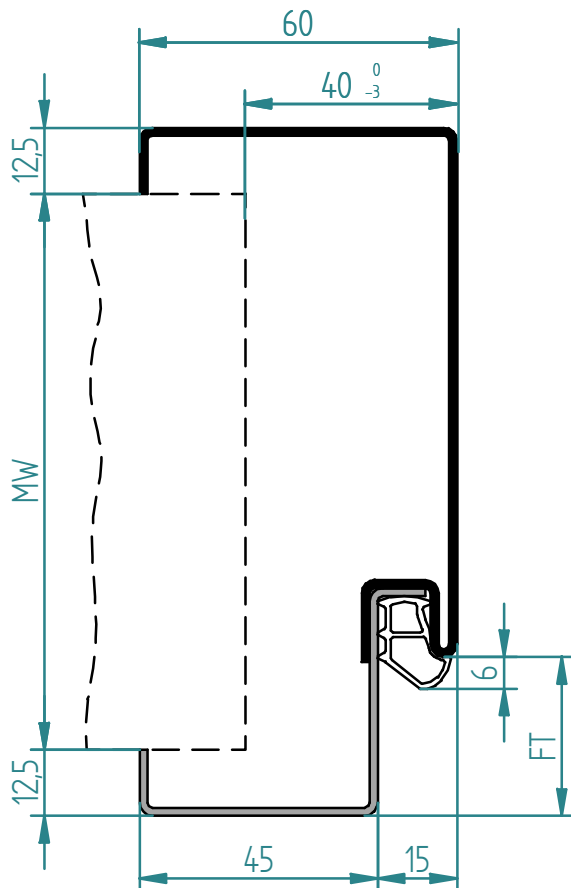
gefälztes Türblatt
 porta a battuta
 rebated door



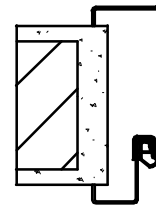
stumpfes Türblatt
 porta a filo senza battuta
 flush door



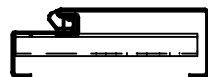
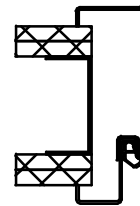
Ganzglastür
 porta in cristallo
 glass door



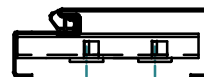
Montage auf fertiger Wand
 montaggio su parete finita
 fitting on finished wall



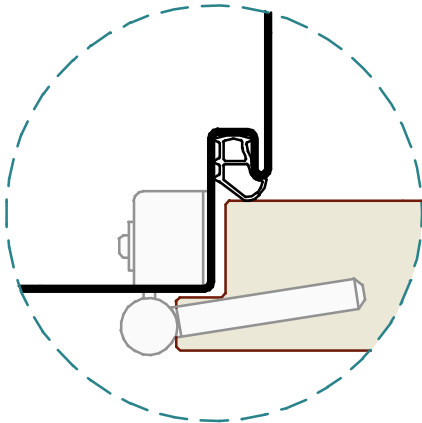
Montage auf Gipswand
 montaggio su parete
 in cartongesso
 fitting on stud/gypsum wall



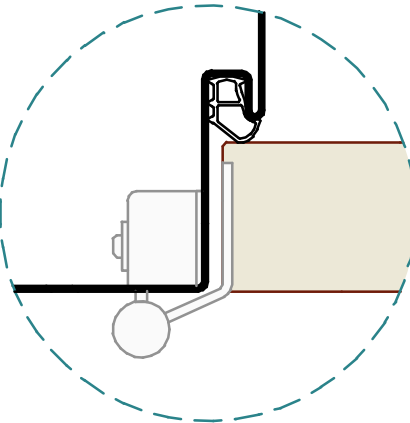
Befestigung Hutanker S2+TZ
 fissaggio staffa ad "U" S2+TZ
 fitting with "U" bracket S2+TZ



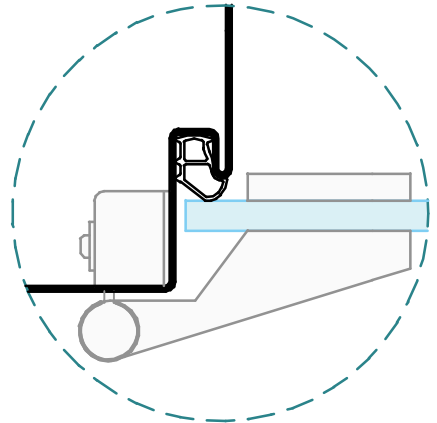
Befestigung Universalanker
 fissaggio staffa universale
 fitting with universal bracket



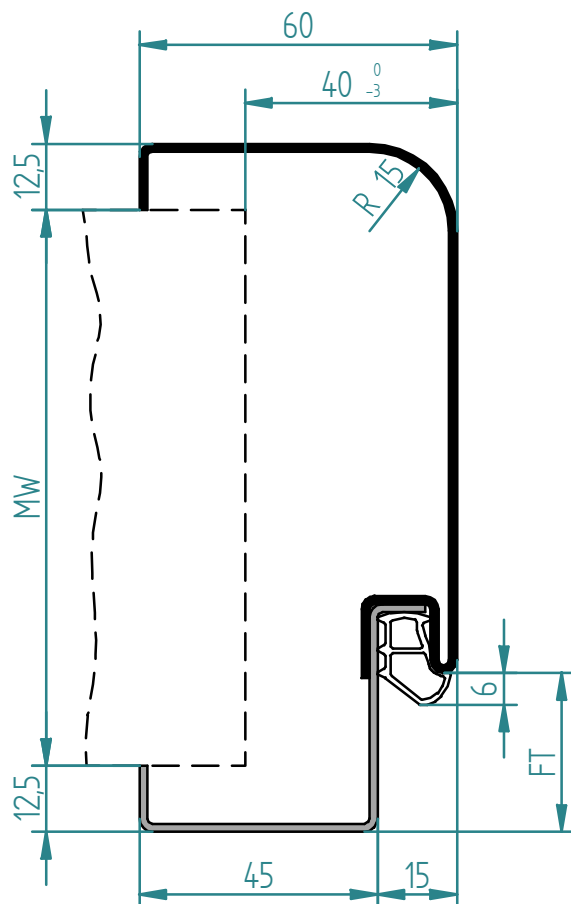
gefälztes Türblatt
 porta a battuta
 rebated door



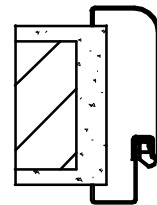
stumpfes Türblatt
 porta a filo senza battuta
 flush door



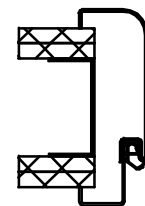
Ganzglastür
 porta in cristallo
 glass door



Montage auf fertiger Wand
 montaggio su parete finita
 fitting on finished wall



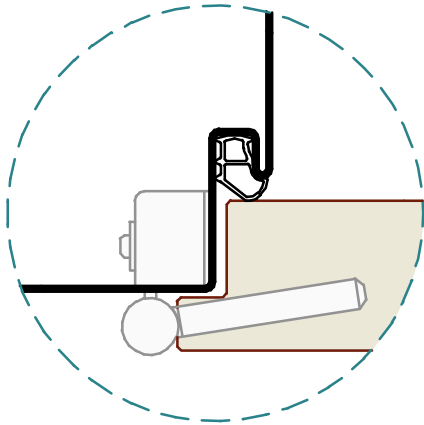
Montage auf Gipswand
 montaggio su parete
 in cartongesso
 fitting on stud/gypsum wall



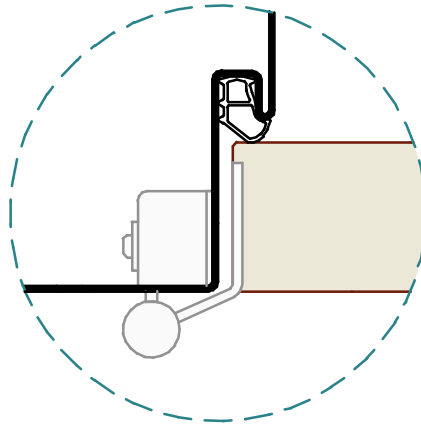
Befestigung Hutanker S2+TZ
 fissaggio staffa ad "U" S2+TZ
 fitting with "U" bracket S2+TZ



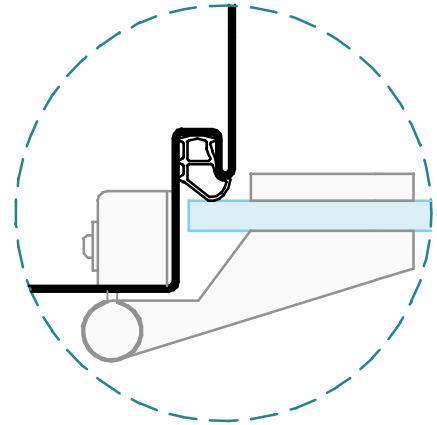
Befestigung Universalanker
 fissaggio staffa universale
 fitting with universal bracket



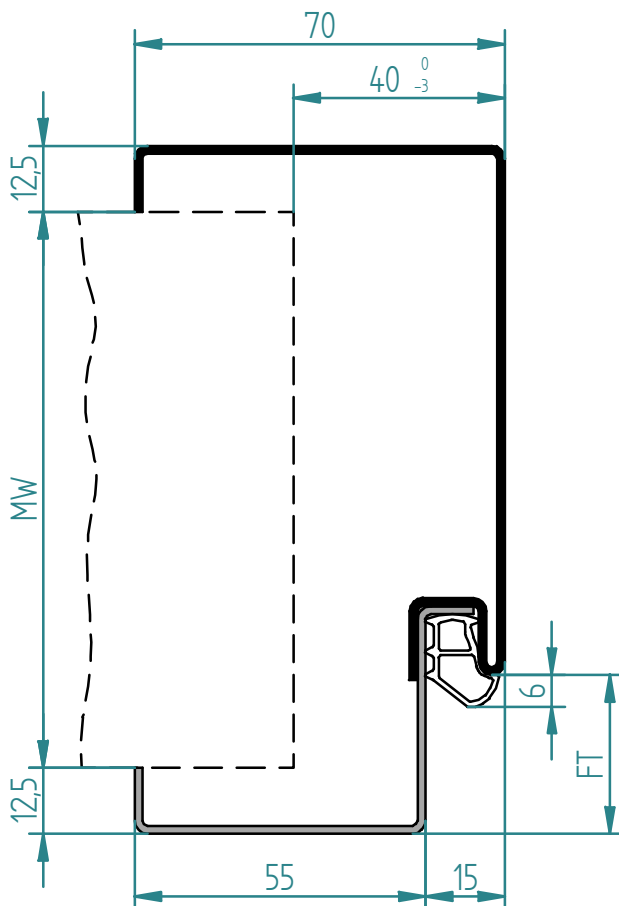
gefälztes Türblatt
 porta a battuta
 rebated door



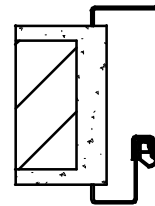
stumpfes Türblatt
 porta a filo senza battuta
 flush door



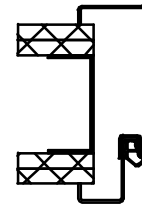
Ganzglastür
 porta in cristallo
 glass door



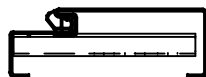

Montage auf fertiger Wand
 montaggio su parete finita
 fitting on finished wall



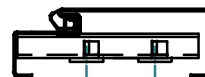
Montage auf Gipswand
 montaggio su parete
 in cartongesso
 fitting on stud/gypsum wall



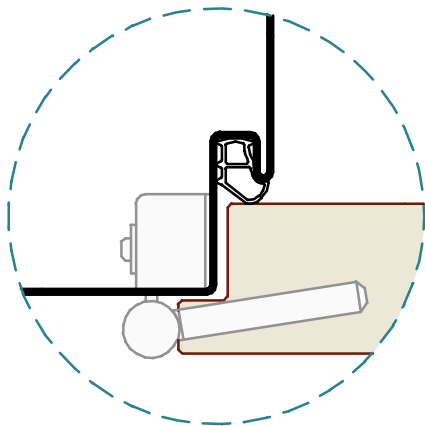
Montage auf Holzblindrahmen
 montaggio su falso telaio
 fitting on wooden subframe



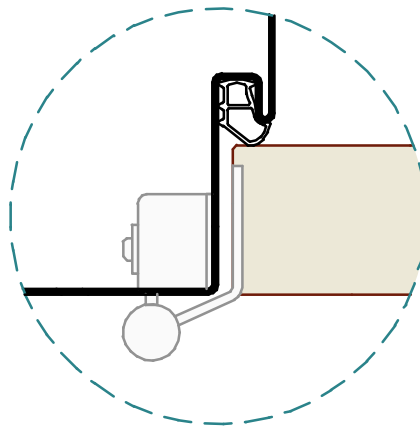
Befestigung Hutanker S2+TZ
 fissaggio staffa ad "U" S2+TZ
 fitting with "U" bracket S2+TZ



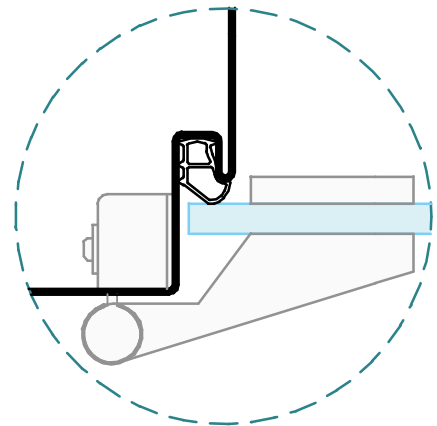
Befestigung Universalanker
 fissaggio staffa universale
 fitting with universal bracket



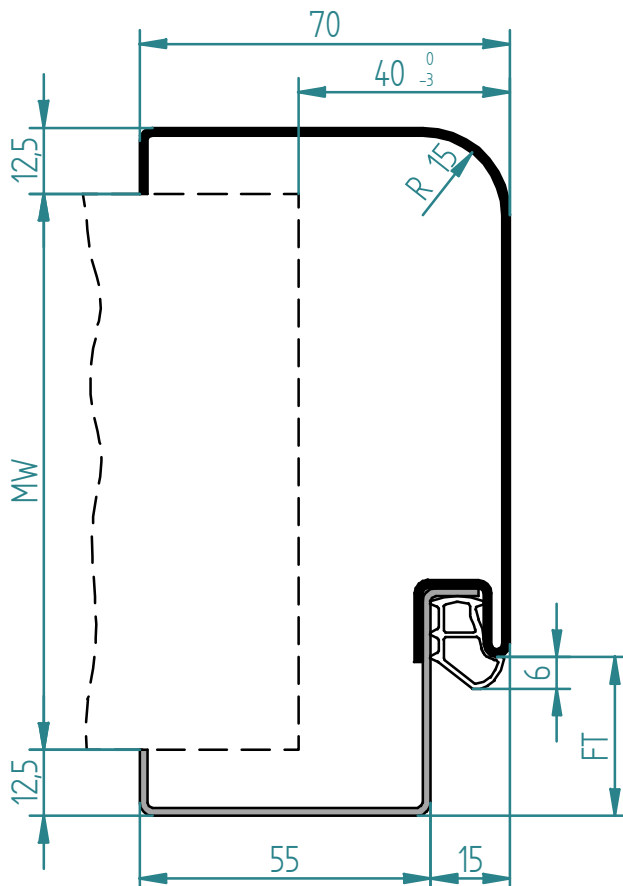
gefälztes Türblatt
 porta a battuta
 rebated door



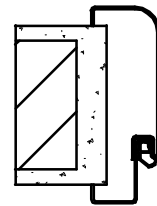
stumpfes Türblatt
 porta a filo senza battuta
 flush door



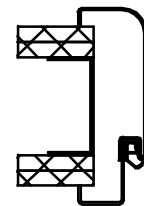
Ganzglastür
 porta in cristallo
 glass door




Montage auf fertiger Wand
 montaggio su parete finita
 fitting on finished wall



Montage auf Gipswand
 montaggio su parete
 in cartongesso
 fitting on stud/gypsum wall



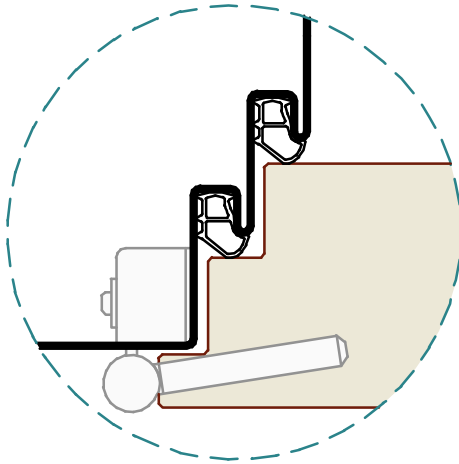
Montage auf Holzblindrahmen
 montaggio su falso telaio
 fitting on wooden subframe



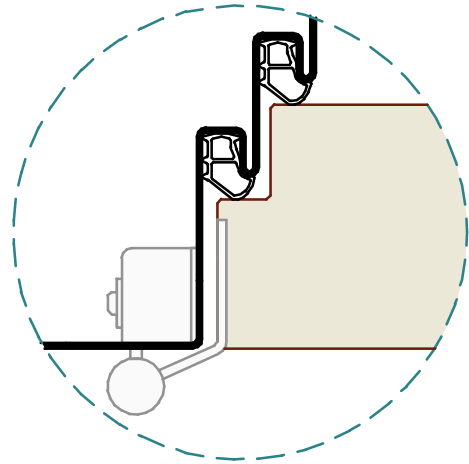
Befestigung Hutanker S2+TZ
 fissaggio staffa ad "U" S2+TZ
 fitting with "U" bracket S2+TZ



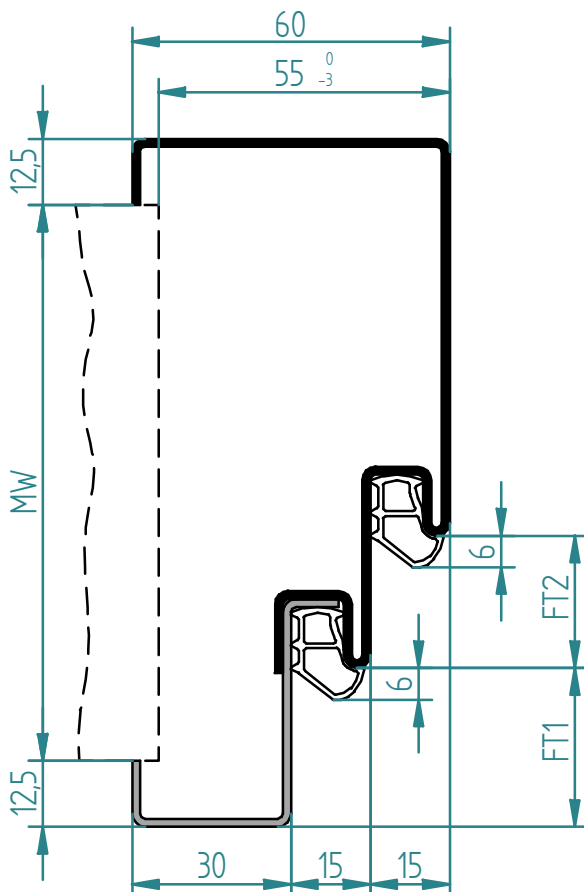
Befestigung Universalanker
 fissaggio staffa universale
 fitting with universal bracket



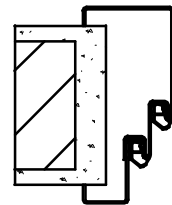
doppelt gefälztes Türblatt
 porta a doppia battuta
 double rebated door



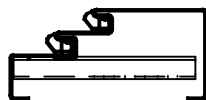
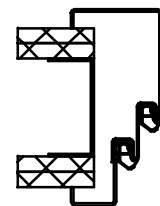
stumpf gefälztes Türblatt
 porta a filo con battuta
 flush rebated door



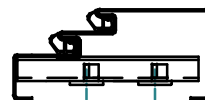
Montage auf fertiger Wand
 montaggio su parete finita
 fitting on finished wall



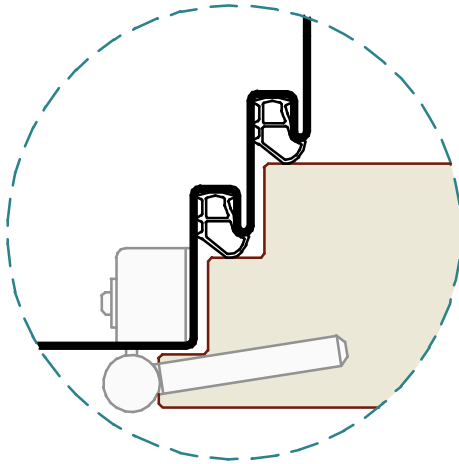
Montage auf Gipswand
 montaggio su parete
 in cartongesso
 fitting on stud/gypsum wall



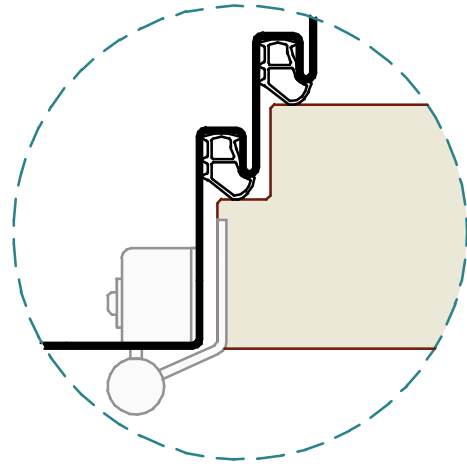
Befestigung Hutanker S2+TZ
 fissaggio staffa ad "U" S2+TZ
 fitting with "U" bracket S2+TZ



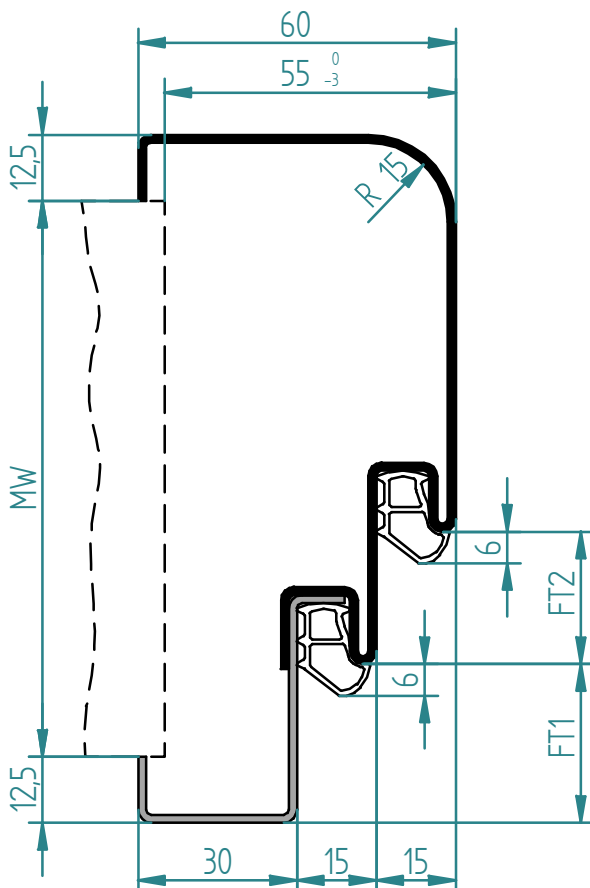
Befestigung Universalanker
 fissaggio staffa universale
 fitting with universal bracket



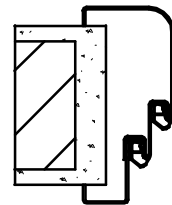
doppelt gefälztes Türblatt
 porta a doppia battuta
 double rebated door



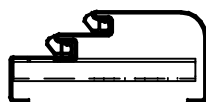
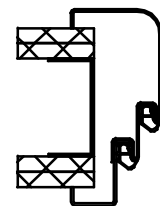
stumpf gefälztes Türblatt
 porta a filo con battuta
 flush rebated door



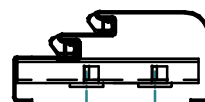
Montage auf fertiger Wand
 montaggio su parete finita
 fitting on finished wall



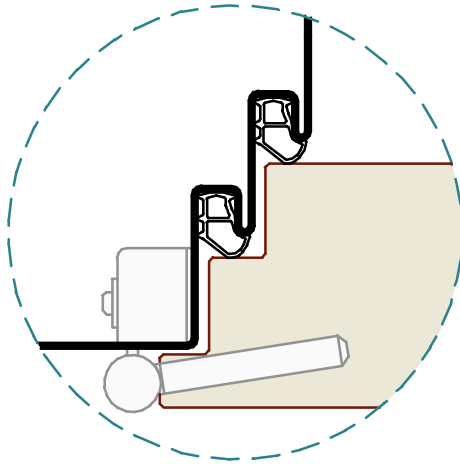
Montage auf Gipswand
 montaggio su parete
 in cartongesso
 fitting on stud/gypsum wall



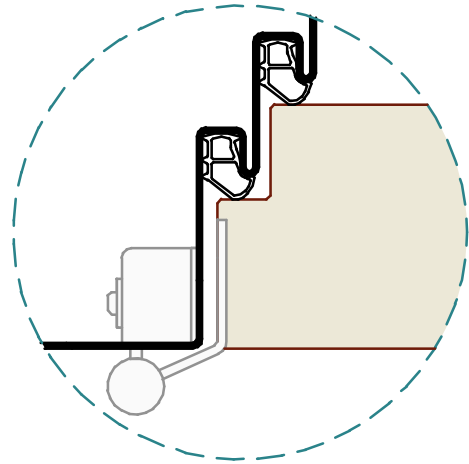
Befestigung Hutanker S2+TZ
 fissaggio staffa ad "U" S2+TZ
 fitting with "U" bracket S2+TZ



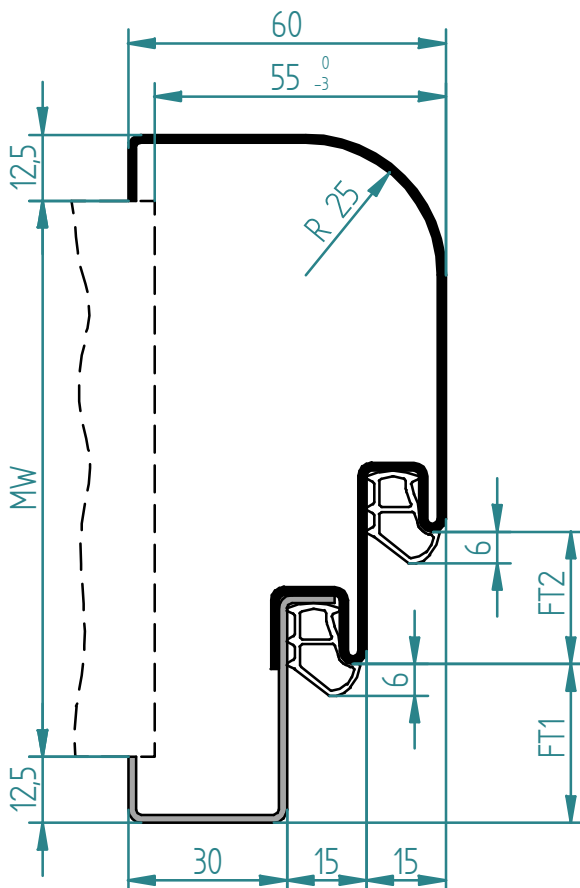
Befestigung Universalanker
 fissaggio staffa universale
 fitting with universal bracket



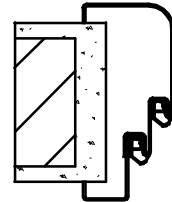
doppelt gefälztes Türblatt
 porta a doppia battuta
 double rebated door



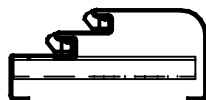
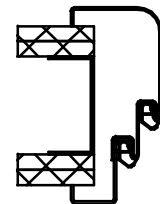
stumpf gefälztes Türblatt
 porta a filo con battuta
 flush rebated door



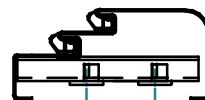
Montage auf fertiger Wand
 montaggio su parete finita
 fitting on finished wall



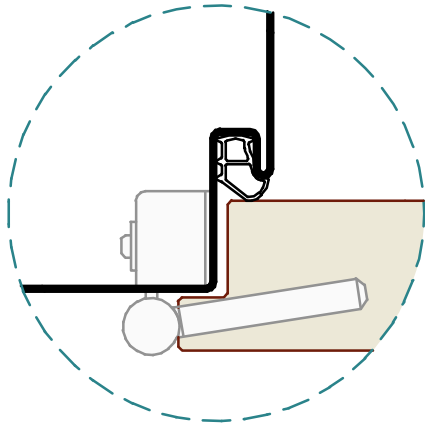
Montage auf Gipswand
 montaggio su parete
 in cartongesso
 fitting on stud/gypsum wall



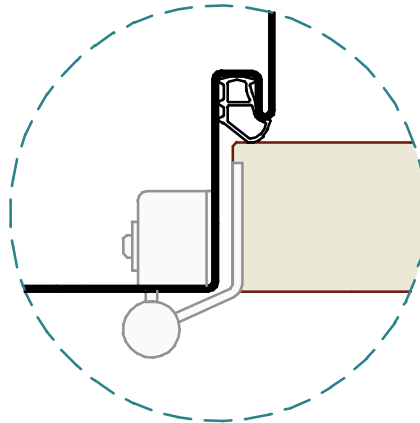
Befestigung Hutanker S2+TZ
 fissaggio staffa ad "U" S2+TZ
 fitting with "U" bracket S2+TZ



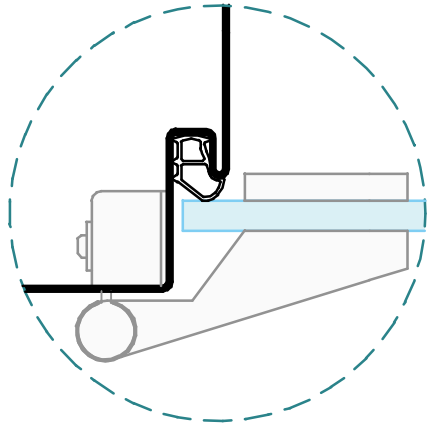
Befestigung Universalanker
 fissaggio staffa universale
 fitting with universal bracket



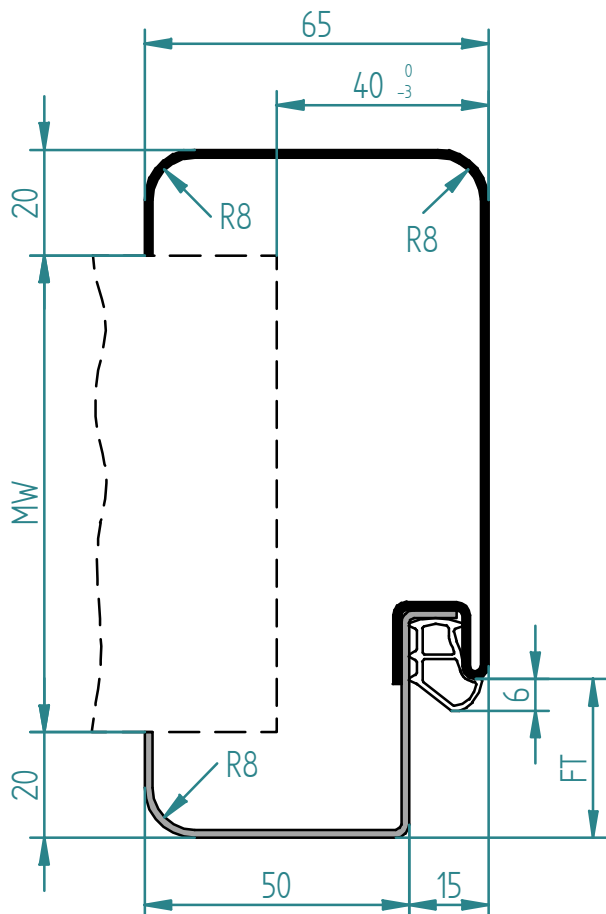
gefälztes Türblatt
 porta a battuta
 rebated door



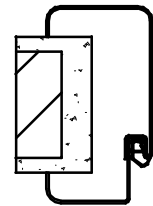
stumpfes Türblatt
 porta a filo senza battuta
 flush door



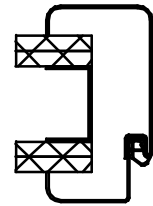
Ganzglastür
 porta in cristallo
 glass door



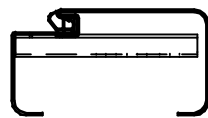
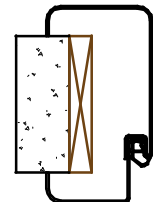
Montage auf fertiger Wand
 montaggio su parete finita
 fitting on finished wall



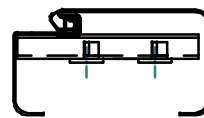
Montage auf Gipswand
 montaggio su parete
 in cartongesso
 fitting on stud/gypsum wall



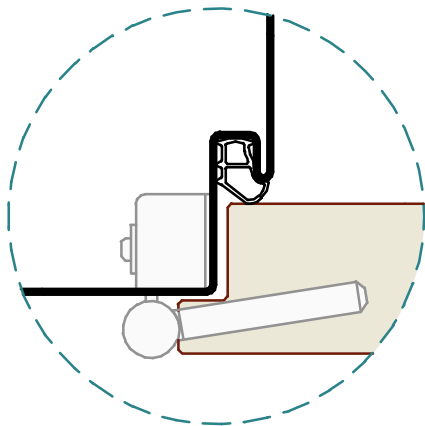
Montage auf Holzblindrahmen
 montaggio su falso telaio
 fitting on wooden subframe



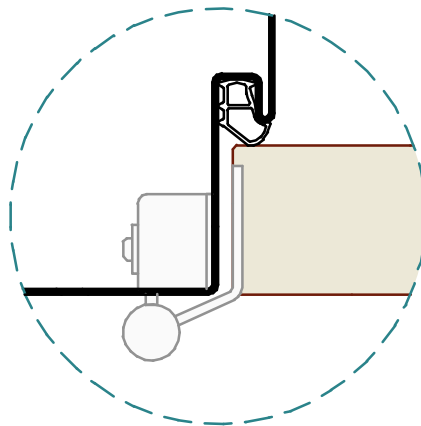
Befestigung Hutanker S2+TZ
 fissaggio staffa ad "U" S2+TZ
 fitting with "U" bracket S2+TZ



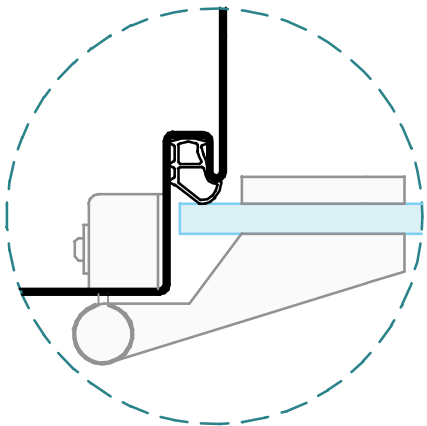
Befestigung Universalanker
 fissaggio staffa universale
 fitting with universal bracket



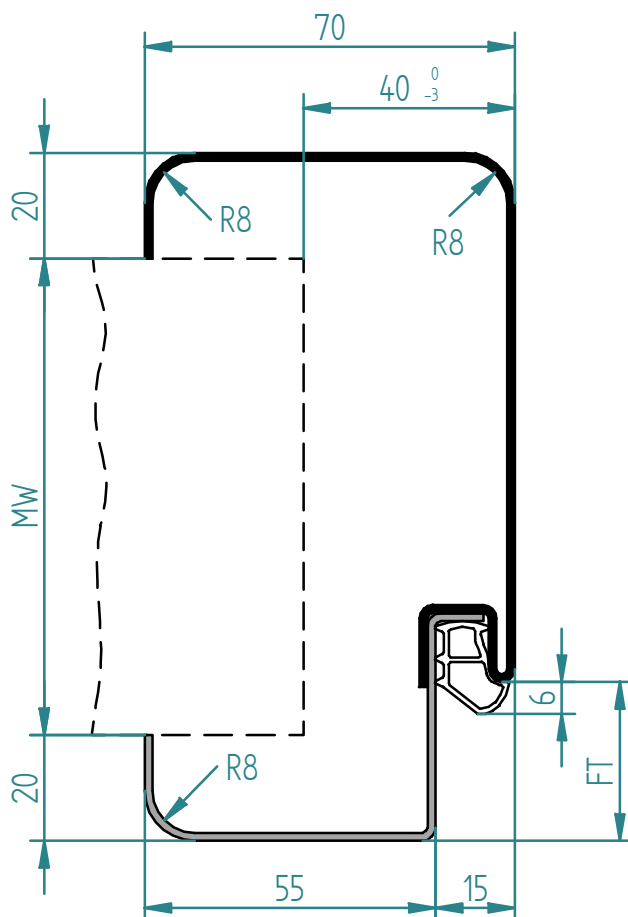
gefälztes Türblatt
 porta a battuta
 rebated door



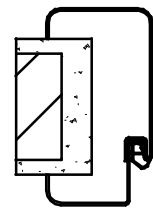
stumpfes Türblatt
 porta a filo senza battuta
 flush door



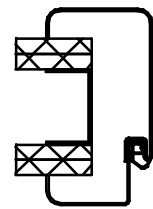
Ganzglastür
 porta in cristallo
 glass door



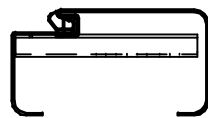
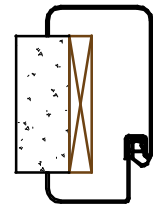
Montage auf fertiger Wand
 montaggio su parete finita
 fitting on finished wall



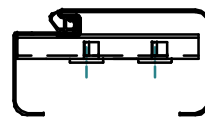
Montage auf Gipswand
 montaggio su parete
 in cartongesso
 fitting on stud/gypsum wall



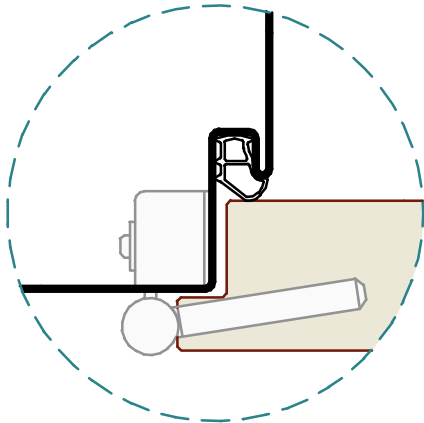
Montage auf Holzblindrahmen
 montaggio su falso telaio
 fitting on wooden subframe



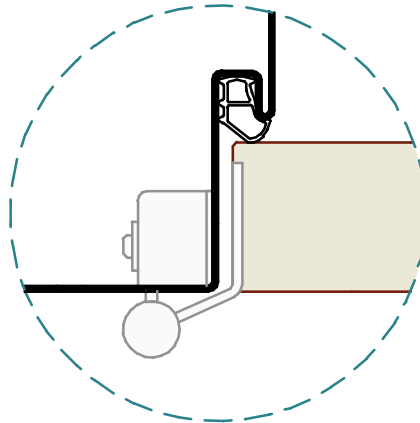
Befestigung Hutanker S2+TZ
 fissaggio staffa ad "U" S2+TZ
 fitting with "U" bracket S2+TZ



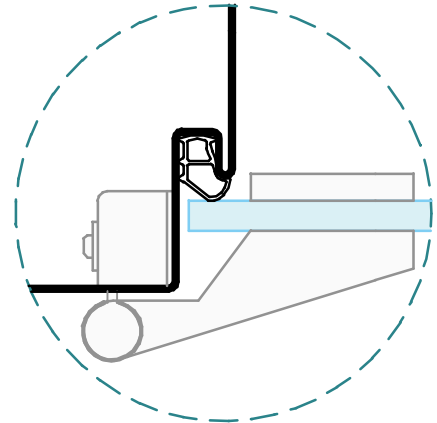
Befestigung Universalanker
 fissaggio staffa universale
 fitting with universal bracket



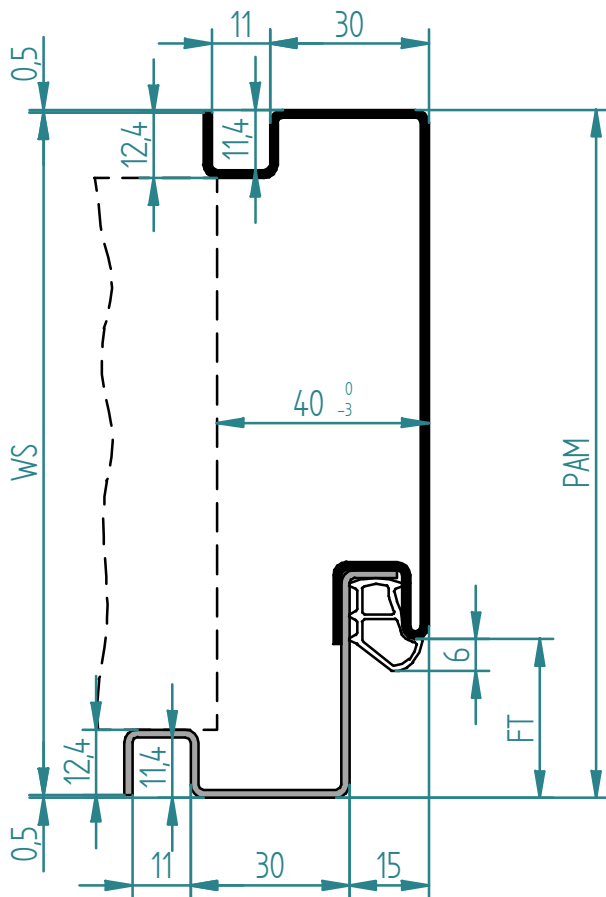
gefälztes Türblatt
 porta a battuta
 rebated door



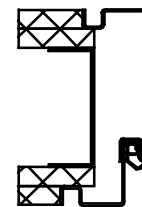
stumpfes Türblatt
 porta a filo senza battuta
 flush door



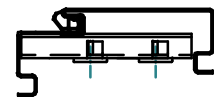
Ganzglastür
 porta in cristallo
 glass door



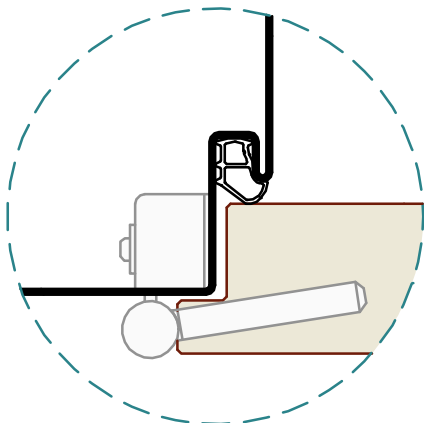
Montage auf Gipswand
 montaggio su parete
 in cartongesso
 fitting on stud/gypsum wall



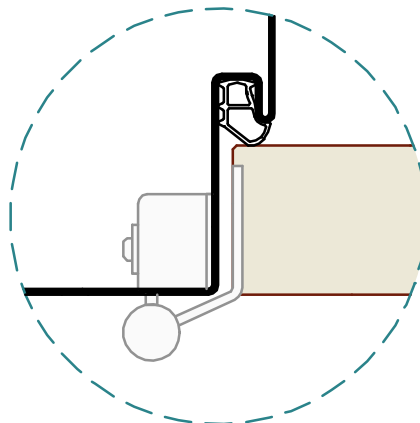
Befestigung Hutanker S2+TZ
 fissaggio staffa ad "U" S2+TZ
 fitting with "U" bracket S2+TZ



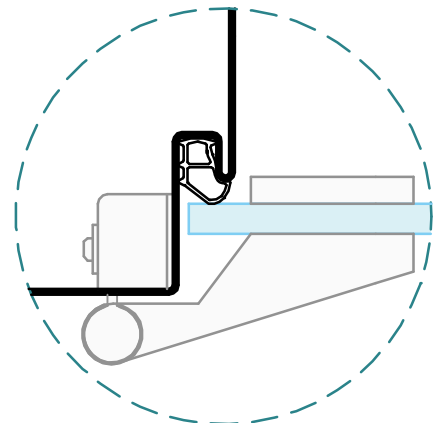
Befestigung Universalanker
 fissaggio staffa universale
 fitting with universal bracket



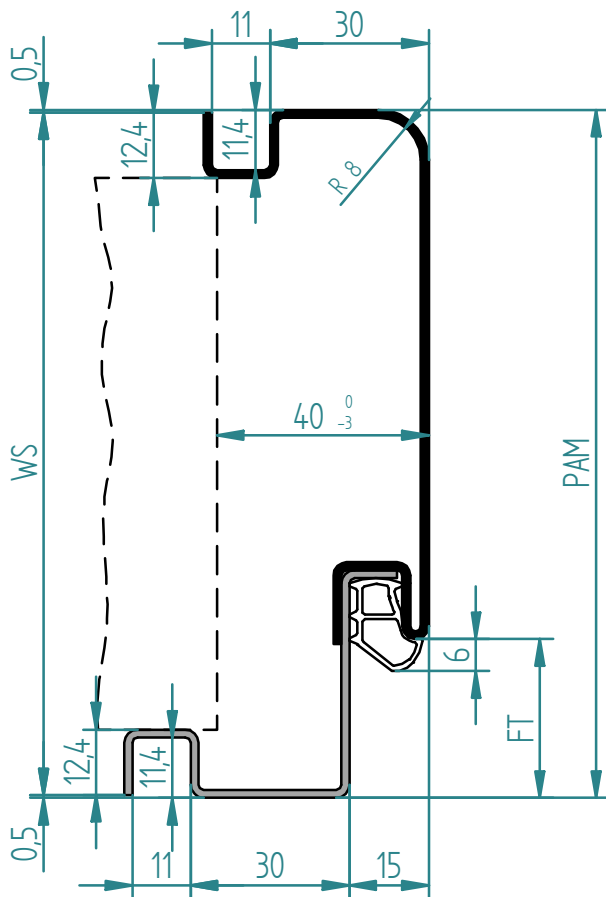
gefälztes Türblatt
 porta a battuta
 rebated door



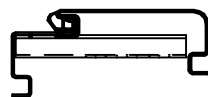
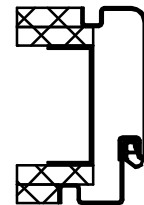
stumpfes Türblatt
 porta a filo senza battuta
 flush door



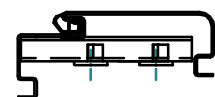
Ganzglastür
 porta in cristallo
 glass door



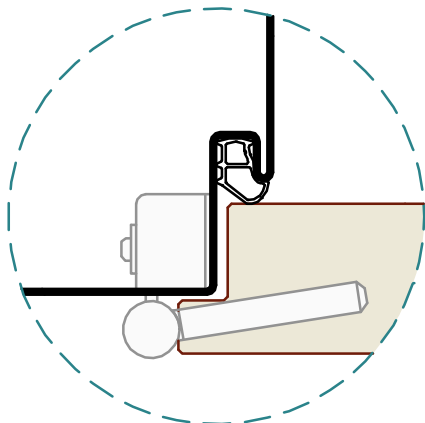
Montage auf Gipswand
 montaggio su parete
 in cartongesso
 fitting on stud/gypsum wall



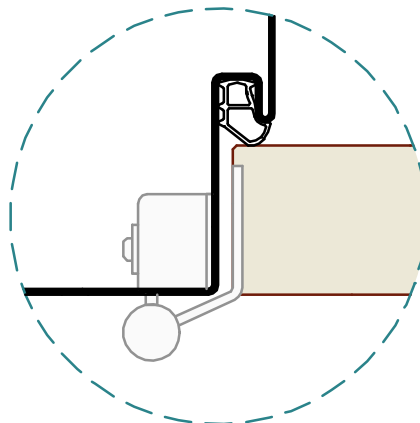
Befestigung Hutanker S2+TZ
 fissaggio staffa ad "U" S2+TZ
 fitting with "U" bracket S2+TZ



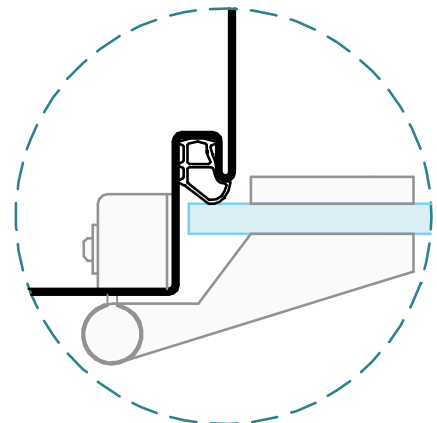
Befestigung Universalanker
 fissaggio staffa universale
 fitting with universal bracket



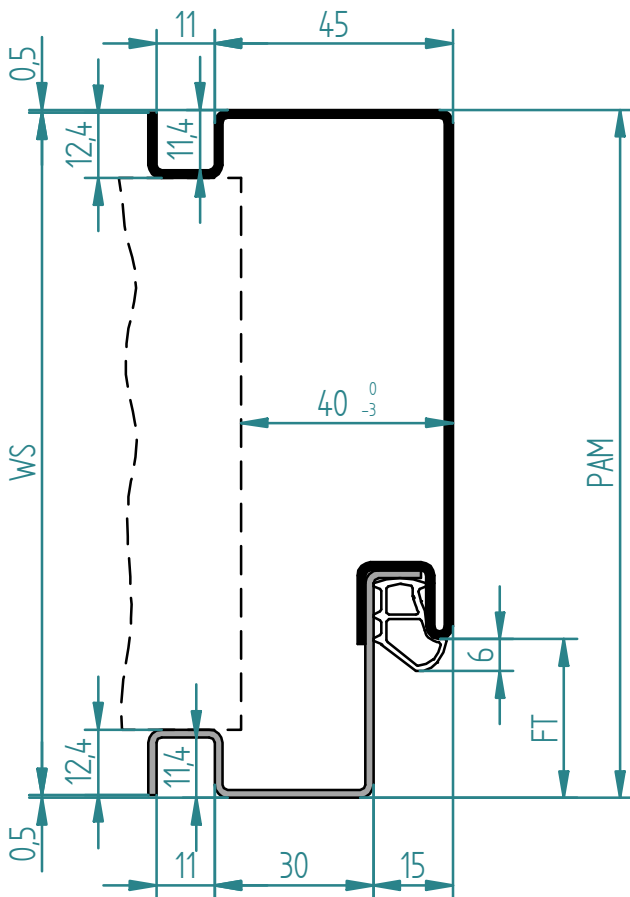
gefälztes Türblatt
 porta a battuta
 rebated door



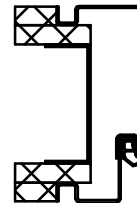
stumpfes Türblatt
 porta a filo senza battuta
 flush door



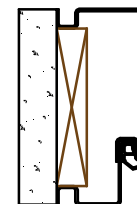
Ganzglastür
 porta in cristallo
 glass door



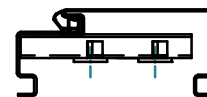
Montage auf Gipswand
 montaggio su parete
 in cartongesso
 fitting on stud/gypsum wall



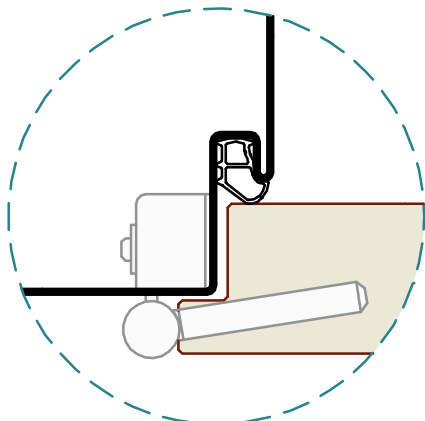
Montage auf fertiger Wand
 montaggio su parete finita
 fitting on finished wall



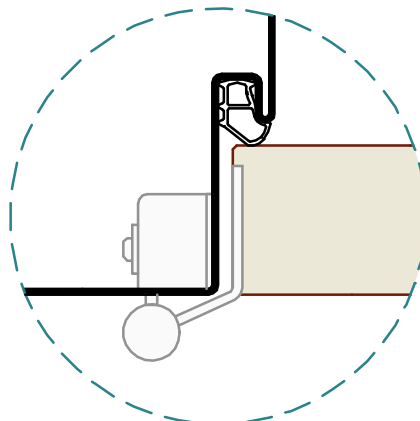
Befestigung Hutanker S2+TZ
 fissaggio staffa ad "U" S2+TZ
 fitting with "U" bracket S2+TZ



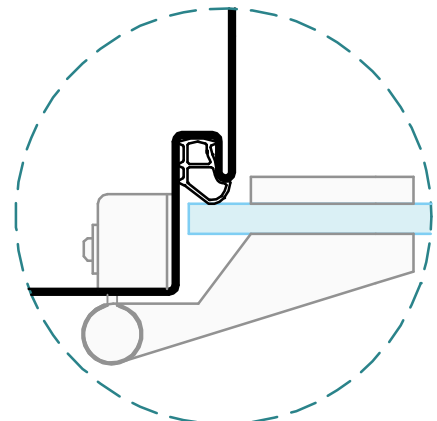
Befestigung Universalanker
 fissaggio staffa universale
 fitting with universal bracket



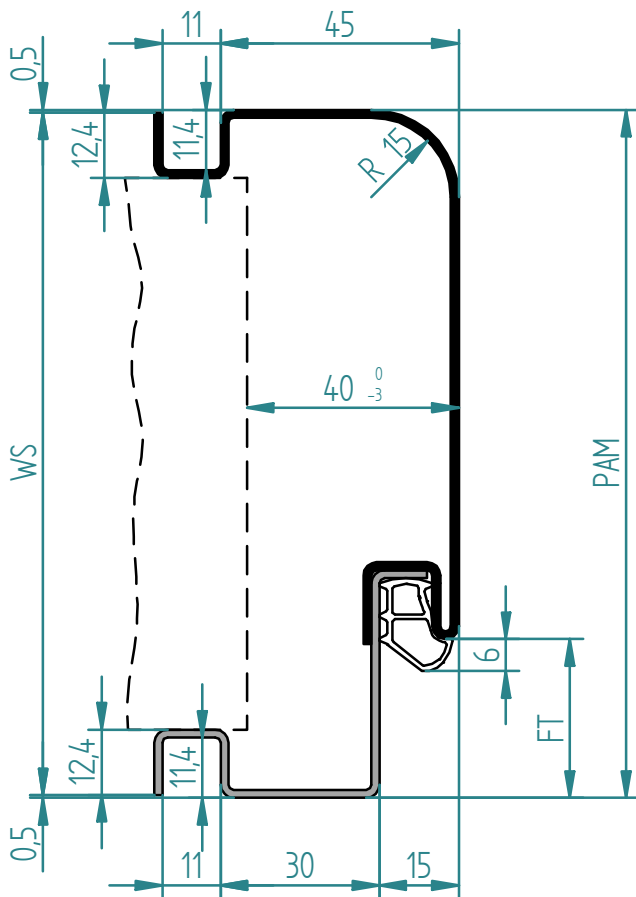
gefälztes Türblatt
 porta a battuta
 rebated door



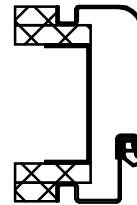
stumpfes Türblatt
 porta a filo senza battuta
 flush door



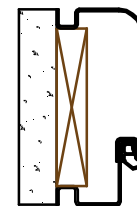
Ganzglastür
 porta in cristallo
 glass door



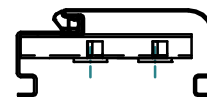
Montage auf Gipswand
 montaggio su parete
 in cartongesso
 fitting on stud/gypsum wall



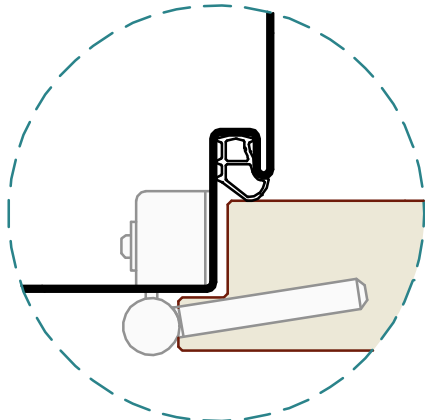
Montage auf fertiger Wand
 montaggio su parete finita
 fitting on finished wall



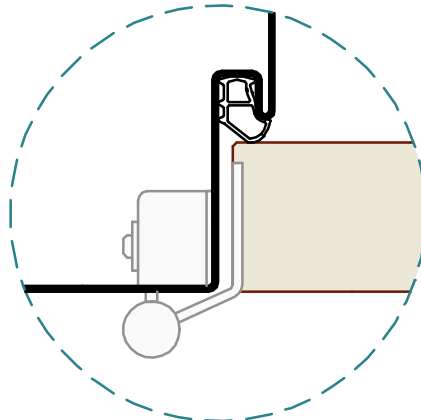
Befestigung Hutanker S2+TZ
 fissaggio staffa ad "U" S2+TZ
 fitting with "U" bracket S2+TZ



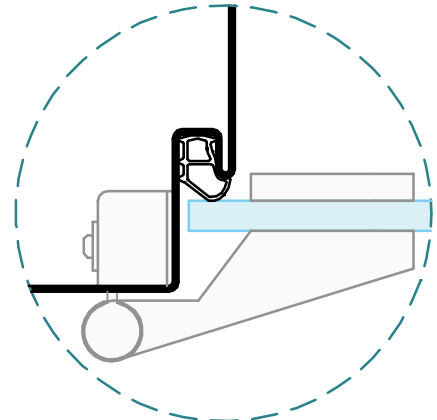
Befestigung Universalanker
 fissaggio staffa universale
 fitting with universal bracket



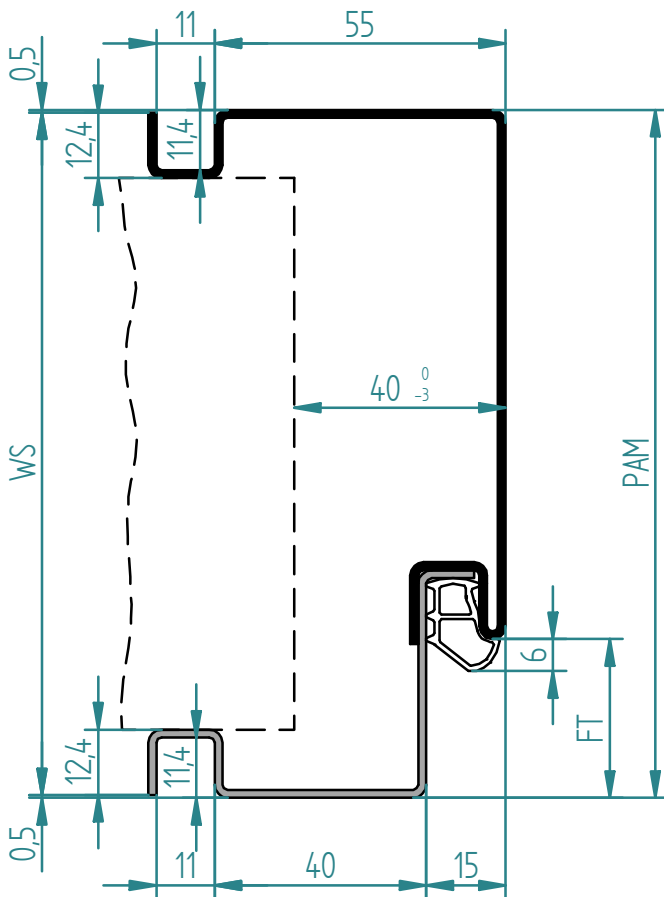
gefälztes Türblatt
 porta a battuta
 rebated door



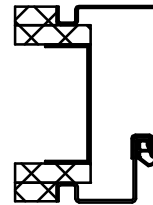
stumpfes Türblatt
 porta a filo senza battuta
 flush door



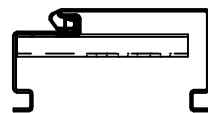
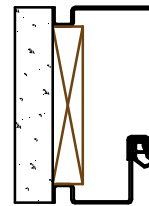
Ganzglastür
 porta in cristallo
 glass door



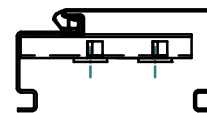
Montage auf Gipswand
 montaggio su parete
 in cartongesso
 fitting on stud/gypsum wall



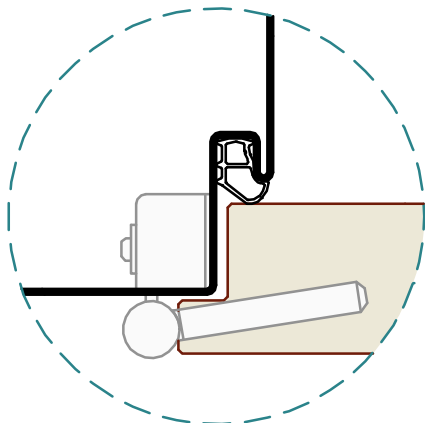
Montage auf fertiger Wand
 montaggio su parete finita
 fitting on finished wall



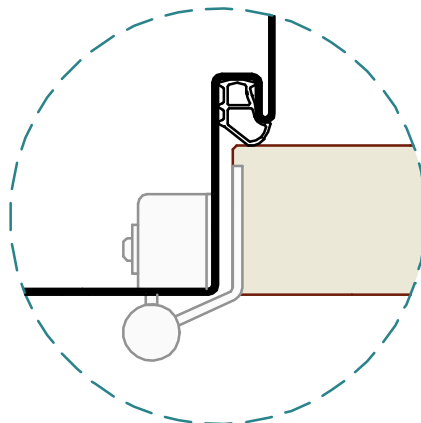
Befestigung Hutanker S2+TZ
 fissaggio staffa ad "U" S2+TZ
 fitting with "U" bracket S2+TZ



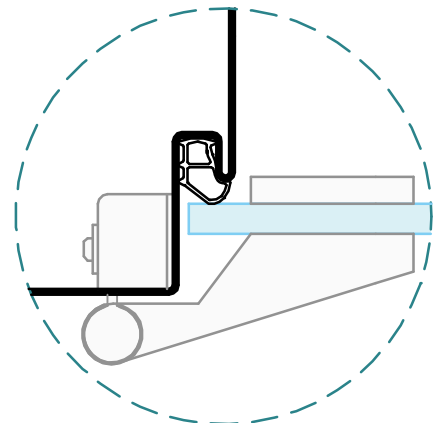
Befestigung Universalanker
 fissaggio staffa universale
 fitting with universal bracket



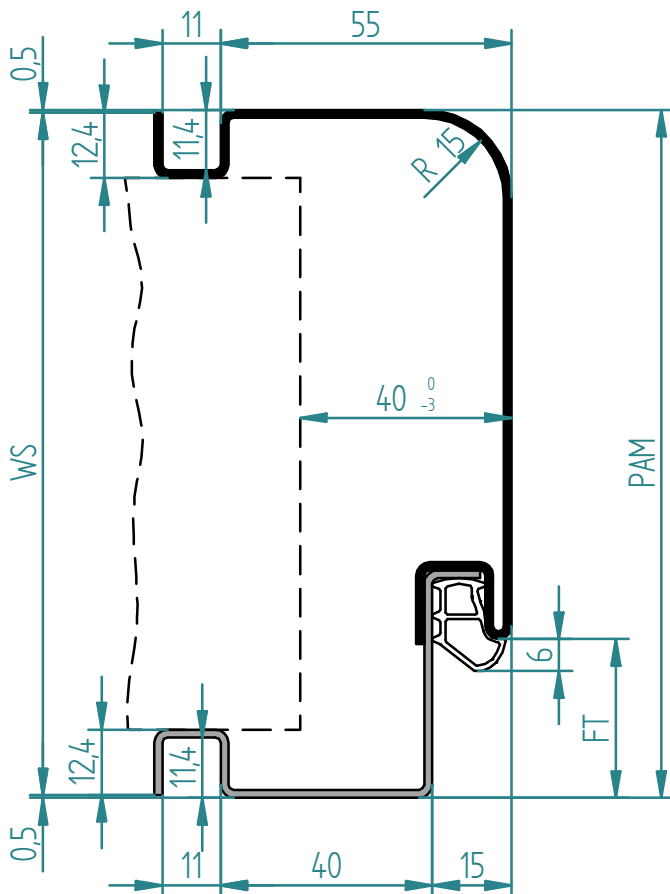
gefälztes Türblatt
 porta a battuta
 rebated door



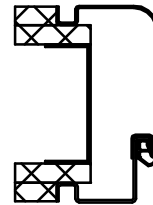
stumpfes Türblatt
 porta a filo senza battuta
 flush door



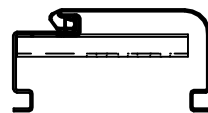
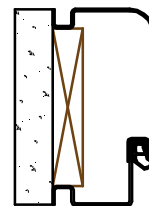
Ganzglastür
 porta in cristallo
 glass door



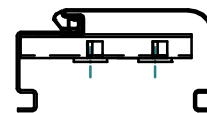
Montage auf Gipswand
 montaggio su parete
 in cartongesso
 fitting on stud/gypsum wall



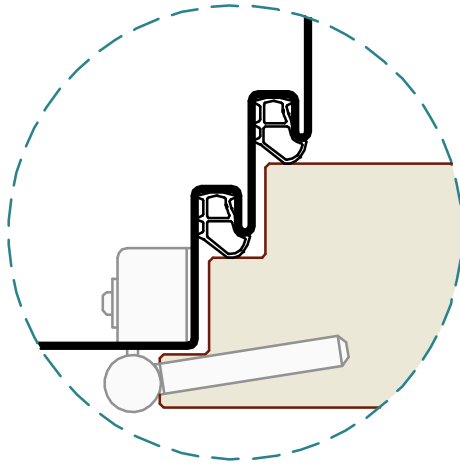
Montage auf fertiger Wand
 montaggio su parete finita
 fitting on finished wall



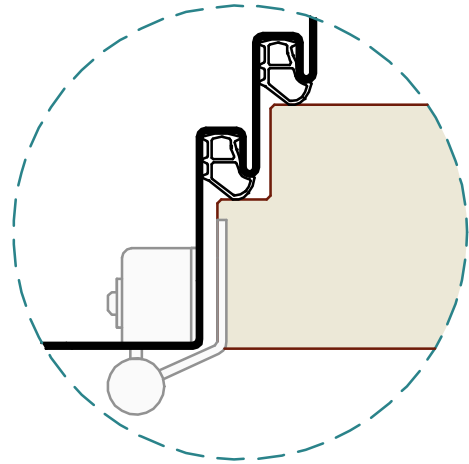
Befestigung Hutanker S2+TZ
 fissaggio staffa ad "U" S2+TZ
 fitting with "U" bracket S2+TZ



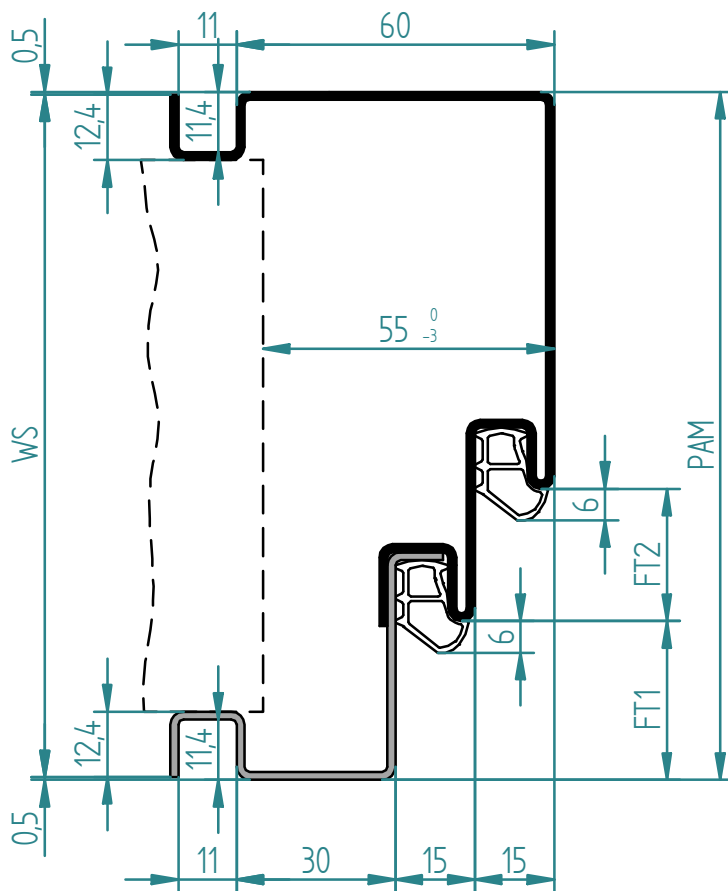
Befestigung Universalanker
 fissaggio staffa universale
 fitting with universal bracket



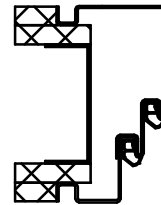
doppelt gefälztes Türblatt
 porta a doppia battuta
 double rebated door



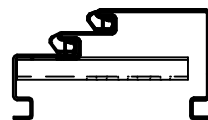
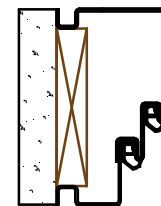
stumpf gefälztes Türblatt
 porta a filo con battuta
 flush rebated door



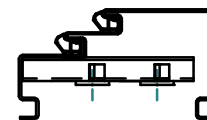
Montage auf Gipswand
 montaggio su parete
 in cartongesso
 fitting on stud/gypsum wall



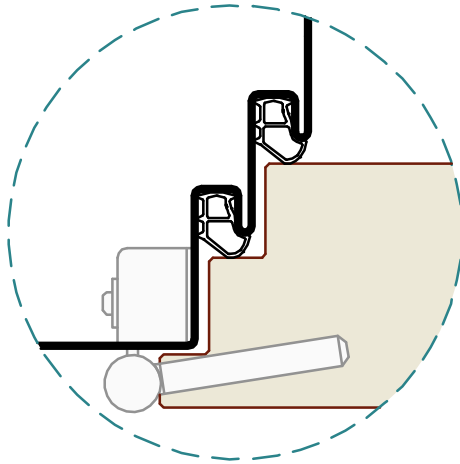
Montage auf fertiger Wand
 montaggio su parete finita
 fitting on finished wall



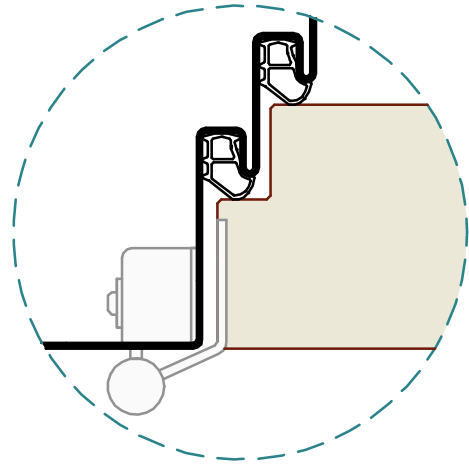
Befestigung Hutanker S2+TZ
 fissaggio staffa ad "U" S2+TZ
 fitting with "U" bracket S2+TZ



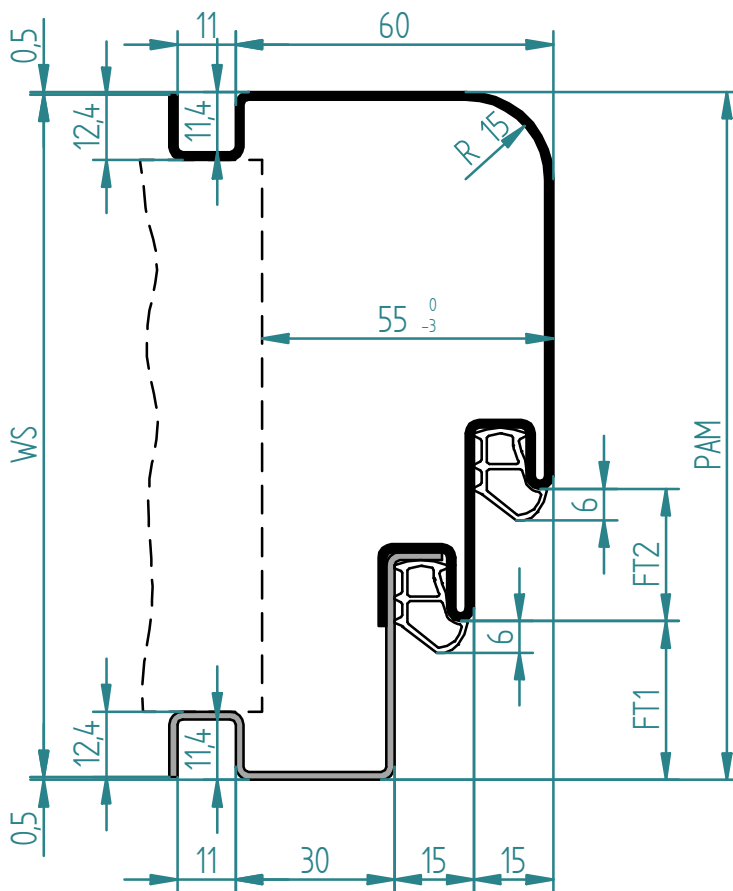
Befestigung Universalanker
 fissaggio staffa universale
 fitting with universal bracket



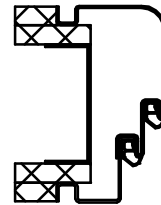
doppelt gefälztes Türblatt
 porta a doppia battuta
 double rebated door



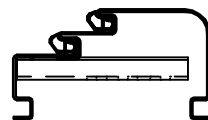
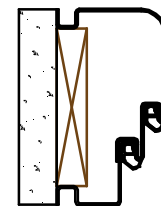
stumpf gefälztes Türblatt
 porta a filo con battuta
 flush rebated door



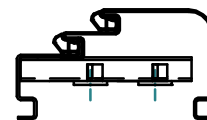
Montage auf Gipswand
 montaggio su parete
 in cartongesso
 fitting on stud/gypsum wall



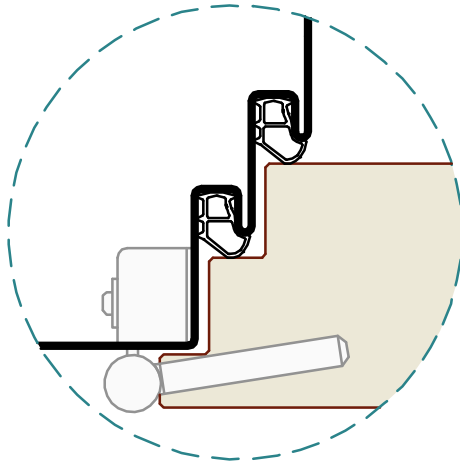
Montage auf fertiger Wand
 montaggio su parete finita
 fitting on finished wall



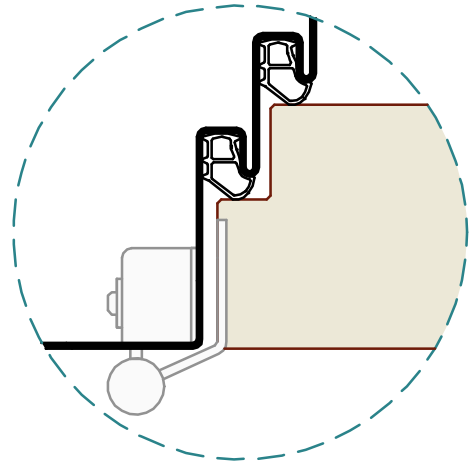
Befestigung Hutanker S2+TZ
 fissaggio staffa ad "U" S2+TZ
 fitting with "U" bracket S2+TZ



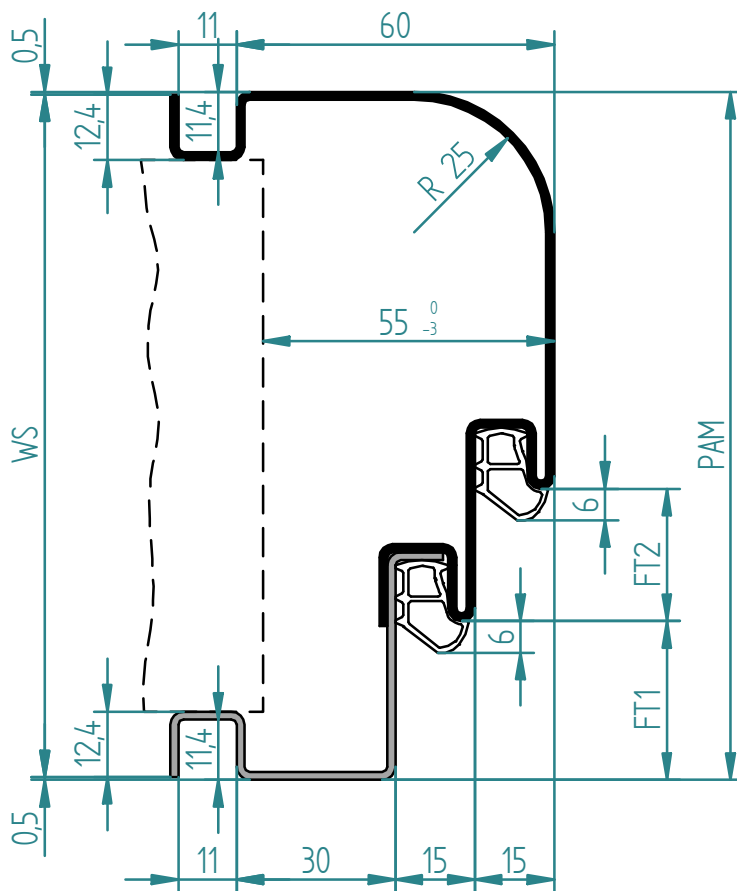
Befestigung Universalanker
 fissaggio staffa universale
 fitting with universal bracket



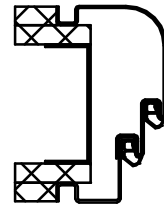
doppelt gefälztes Türblatt
 porta a doppia battuta
 double rebated door



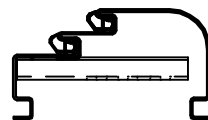
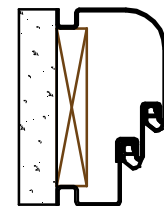
stumpf gefälztes Türblatt
 porta a filo con battuta
 flush rebated door



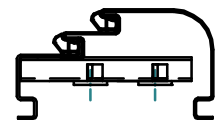
Montage auf Gipswand
 montaggio su parete
 in cartongesso
 fitting on stud/gypsum wall



Montage auf fertiger Wand
 montaggio su parete finita
 fitting on finished wall

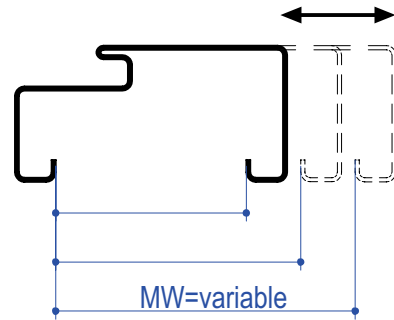
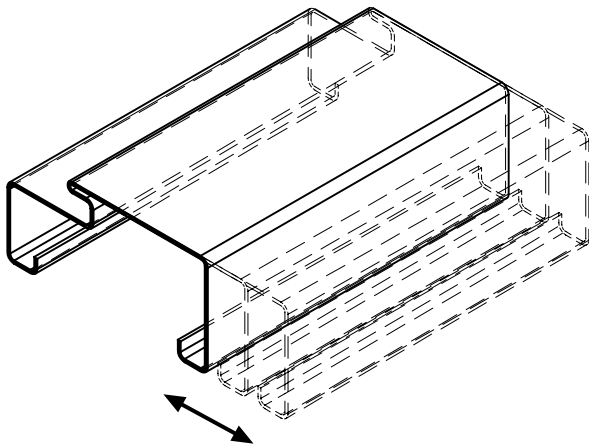


Befestigung Hutanker S2+TZ
 fissaggio staffa ad "U" S2+TZ
 fitting with "U" bracket S2+TZ

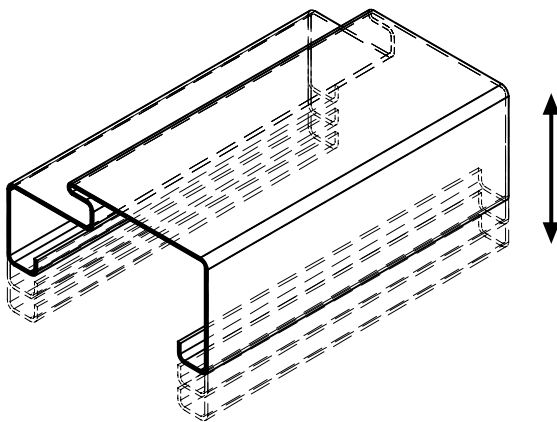


Befestigung Universalanker
 fissaggio staffa universale
 fitting with universal bracket

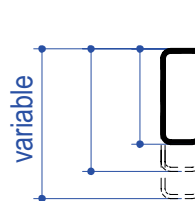
Sonderprofile auf Anfrage
produciamo anche profili su richiesta
special profile on request



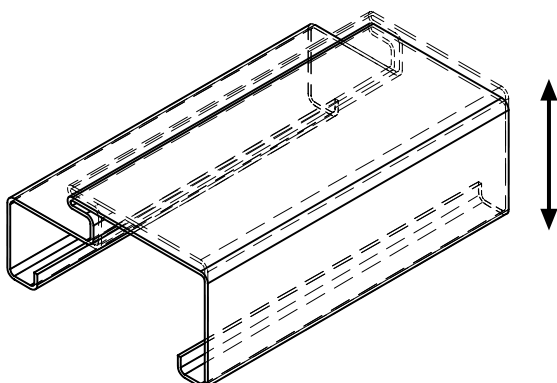
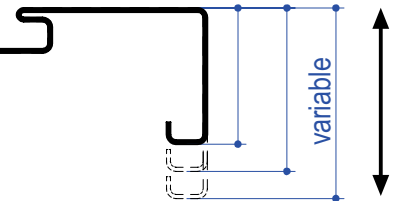
MW = Wandstärke / Maulweite
MW = Spessore parete
MW = Wall thickness



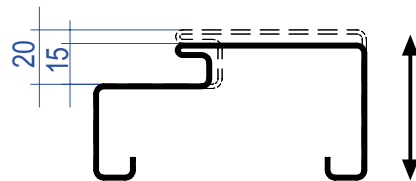
Spiegel Falzseite
Mostrina lato battuta
Face rebate side



Spiegel Falzgegenseite
Mostrina lato opposto battuta
Face sleeve side

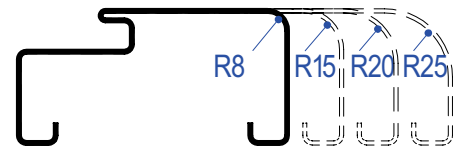
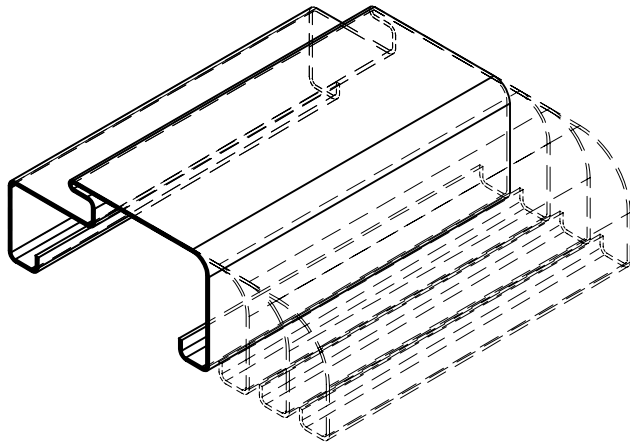


Falzbreite
larghezza battuta
Rebate width

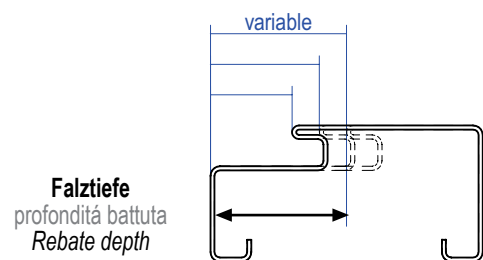
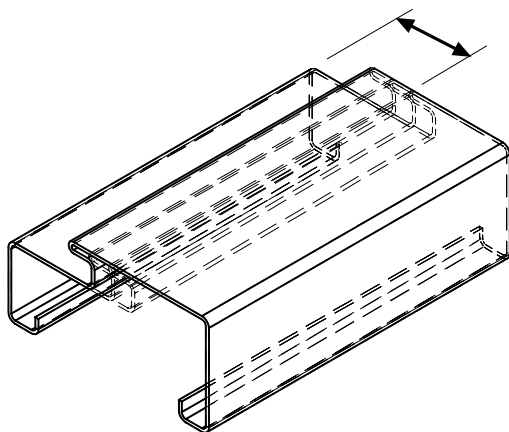
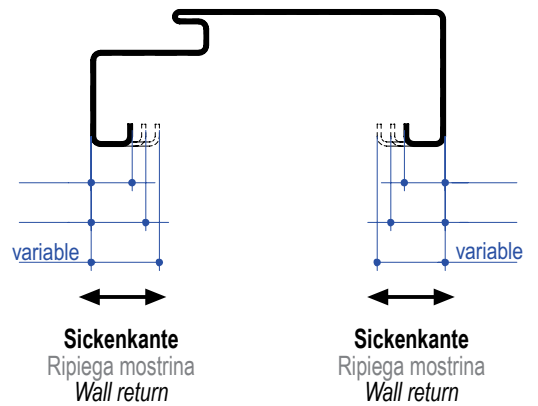
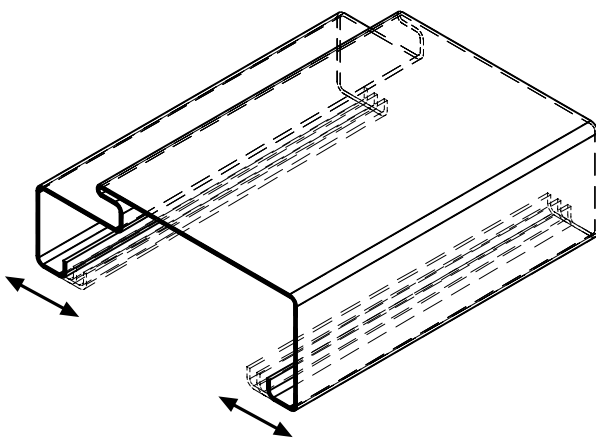


Sonderprofile auf Anfrage
produciamo anche profili su richiesta
special profile on request

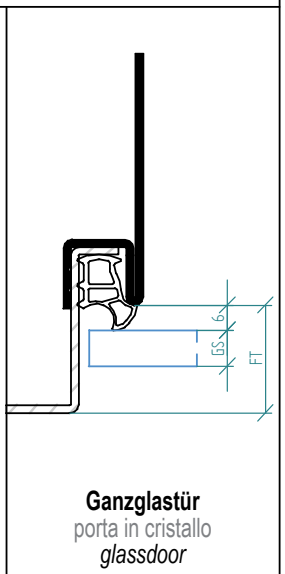
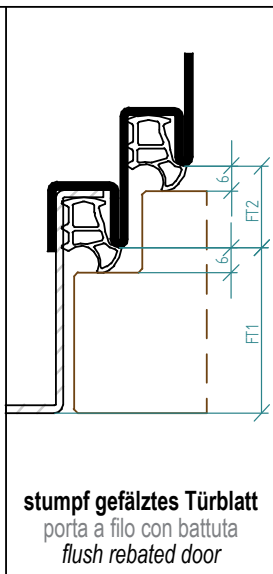
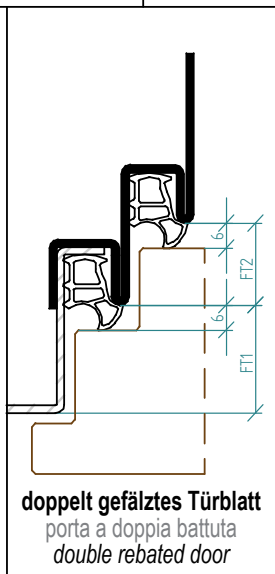
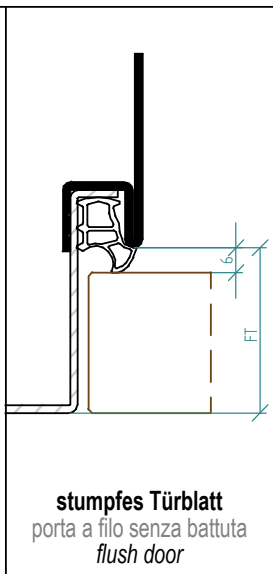
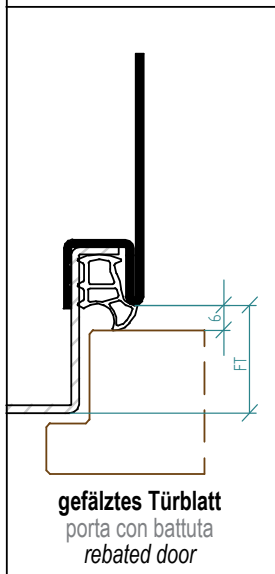
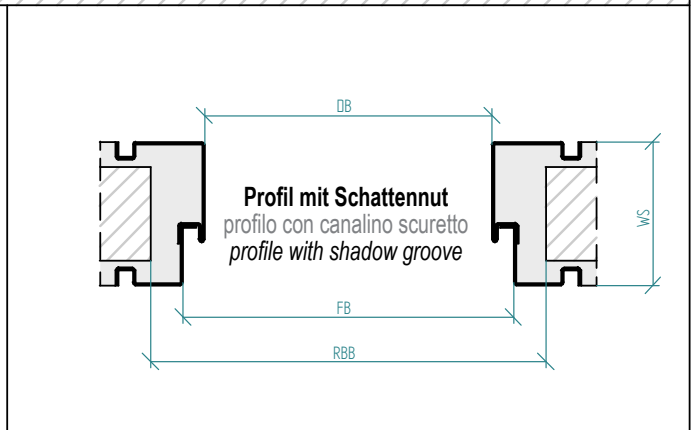
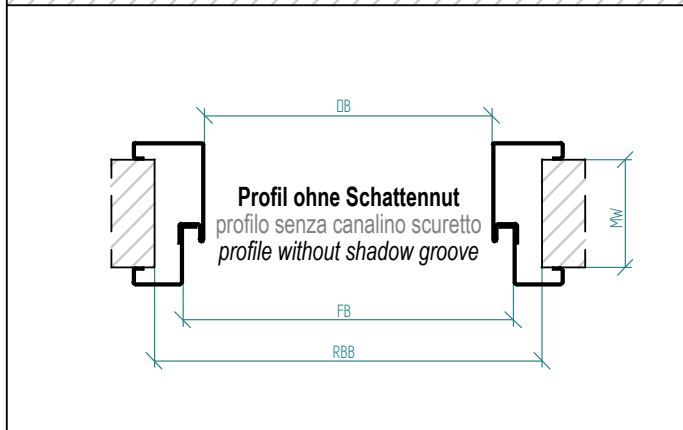
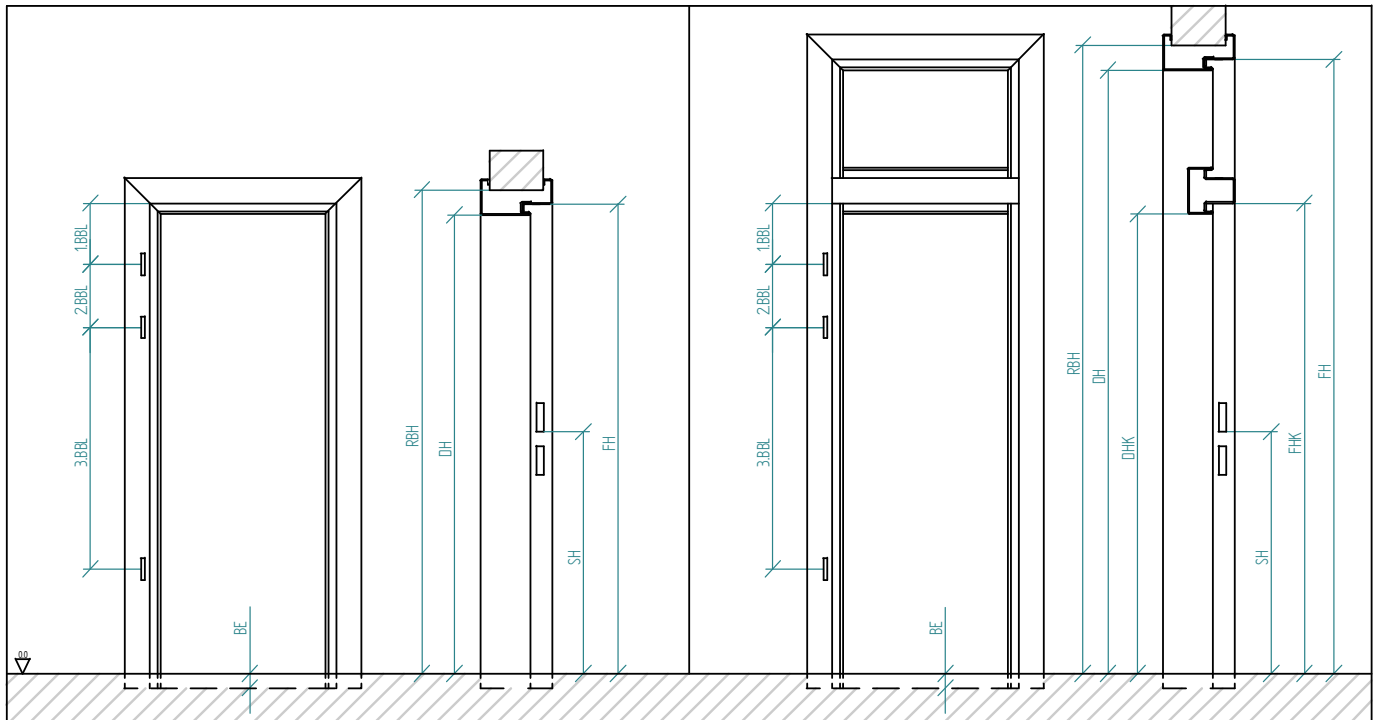
R = Radius
R = raggio
R = radius



gerundet
raggiato
rounded



<p>A rebated part with welded corners</p> <p>B sleeve part with welded corners</p> <p>C screw 4,2 x 13</p> <p>D screw 4,5 x 50</p> <p>E rubber seal</p>			<p>L</p>	<p>R</p>
<p>1</p>	<p>2</p>		<p>3.1</p> <p>3.2</p>	
<p>3</p>	<p>4</p>		<p>5</p>	
<p>6</p>	<p>7</p> <p>* hinge dependent</p>		<p>8</p>	





Via stazione 22/A, I-39035 Monguelfo (BZ)
 Tel. +39 0474 947 200, Fax 947 299
 www.rema-online.it E-mail info@rema-online.it

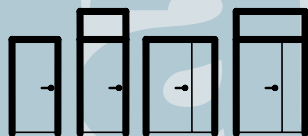
S-2

Kunde:	Lieferung:	
Anschrift:	Kunde bzw. Baustelle:	
UID.Nr.		
Tel.:	Fax.:	
e-mail		
Kontaktperson:	e-mail	
Projekt:	Tel.:	Fax.:
Gewünschter Liefertermin KW:	Kontaktperson:	Mobil:

<p>1.) Material <input type="checkbox"/> 1,5 mm verzinktes Stahlblech <input type="checkbox"/> 2,0 mm verzinktes Stahlblech <input type="checkbox"/> Edelstahl V2A 1,5 mm SB <input type="checkbox"/> Edelstahl V4A 1,5 mm SB <input type="checkbox"/> andere _____</p> <p>2.) Oberfläche <input type="checkbox"/> roh <input type="checkbox"/> pulvergrundiert (RAL 9010) <input type="checkbox"/> pulverbeschichtet RAL _____ <input type="checkbox"/> glatt-glänzend <input type="checkbox"/> glatt-matt <input type="checkbox"/> Feinstruktur-seidenglänzend <input type="checkbox"/> Feinstruktur-matt <input type="checkbox"/> andere _____</p> <p>3.) Falzausführung Türblatt <input type="checkbox"/> gefälzt 25,5 mm oder _____ <input type="checkbox"/> stumpf 40 mm oder _____ <input type="checkbox"/> Doppelfalz überfälzt FT1 _____ FT2 _____ <input type="checkbox"/> Doppelfalz stumpf FT1 _____ FT2 _____ <input type="checkbox"/> Glastürblatt _____ (8-10)</p> <p>4.) Bandaufnahme <input type="checkbox"/> V8600 <input type="checkbox"/> VX 7511 3D <input type="checkbox"/> VN 7608 120 3D <input type="checkbox"/> VN 7608 160 3D <input type="checkbox"/> andere _____</p>	<p>5.) Bandbezugslinien <input type="checkbox"/> 1.BBL 241 mm 2.BBL 1435 mm <input type="checkbox"/> 1.BBL 241 mm 2.BBL 1560 mm <input type="checkbox"/> 1.BBL _____ mm 2.BBL _____ mm <input type="checkbox"/> 3.BBL _____ mm 3.BBL 250 mm <input type="checkbox"/> 3.BBL mittig _____ 4.BBL _____ mm</p> <p>6.) Schlossstanzung <input type="checkbox"/> 62-23-62 mit verstellbarem Schliessblech <input type="checkbox"/> andere _____</p> <p>7.) Schlosstiefe (ST) <input type="checkbox"/> gefälzt ST=4 mm oder _____ mm <input type="checkbox"/> stumpf ST=15,5 mm oder _____ mm</p> <p>8.) Schloßhöhe (SH) <input type="checkbox"/> 1050 mm <input type="checkbox"/> andere _____</p> <p>9.) Befestigung <input type="checkbox"/> Maueranker für Beton / Mauerwerk <input type="checkbox"/> Hutanker für Gipskartonmontage <input type="checkbox"/> Klemmbügel und Rapid Block für SPEED <input type="checkbox"/> verstellbare Universallasche für TELESCOP / S2 <input type="checkbox"/> andere _____</p> <p>10.) Kämpferprofil für Oberlichte <input type="checkbox"/> ja <input type="checkbox"/> nein <input type="checkbox"/> Kämpferprofil ALUMINIUM 45-75 <input type="checkbox"/> Kämpferprofil STAHL gekantet: Profiltyp _____</p>	<p>11.) Glasleistenprofil für Oberlichte <input type="checkbox"/> Aluminiumglasleiste 15x15mm zum Aufklipsen <input type="checkbox"/> Profilirhrglasleiste _____x15mm zum Aufschrauben <input type="checkbox"/> andere _____</p> <p>12.) Glasstärke für Oberlichte <input type="checkbox"/> _____ mm</p> <p>13.) Dichtungstyp C 1397 <input type="checkbox"/> grau <input type="checkbox"/> schwarz <input type="checkbox"/> weiss <input type="checkbox"/> braun</p> <p>14.) Bodeneinstand (BE) <input type="checkbox"/> ohne <input type="checkbox"/> mit: _____ mm</p> <p>15.) Extras <input type="checkbox"/> ohne <input type="checkbox"/> mit: _____</p> <p>16.) Bandlieferung <input type="checkbox"/> ja <input type="checkbox"/> nein Bandtyp _____</p> <p>17.) Zeichnungen <input type="checkbox"/> ja <input type="checkbox"/> nein Zeichnungsnr.: _____</p>
---------------------------------------------------------------------------------------------------------------------------------------------------------------------------------------------------------------------------------------------------------------------------------------------------------------------------------------------------------------------------------------------------------------------------------------------------------------------------------------------------------------------------------------------------------------------------------------------------------------------------------------------------------------------------------------------------------------------------------------------------------------------------------------------------------------------------------------------------------------------------------------------------------------------------------------------------------------------------------------------------------------------------------------------------------------------------------------------------------------------------------------------------------------------------------------------------------------------------------------------------------------------------------------------------------------------------------------------------	-----------------------------------------------------------------------------------------------------------------------------------------------------------------------------------------------------------------------------------------------------------------------------------------------------------------------------------------------------------------------------------------------------------------------------------------------------------------------------------------------------------------------------------------------------------------------------------------------------------------------------------------------------------------------------------------------------------------------------------------------------------------------------------------------------------------------------------------------------------------------------------------------------------------------------------------------------------------------------------------------------------------------------------------------------------------------------------------------------------------------------------------------------------------------------------------------------------------------------------------------------------------------------------------------------------------------------------------------------------------------------------------------------------------------------------------	------------------------------------------------------------------------------------------------------------------------------------------------------------------------------------------------------------------------------------------------------------------------------------------------------------------------------------------------------------------------------------------------------------------------------------------------------------------------------------------------------------------------------------------------------------------------------------------------------------------------------------------------------------------------------------------------------------------------------------------------------------------------------------------------------------------------------------------------------------------------------------------------------------------------------------------------------------------------------------------------------------------------------

pos.	Profiltyp	MW	Wandöffnungsmass : RBB / RBH		Kämpferhöhe für Oberlichte	Öffnungsrichtung DIN		2 flg.	ges. Stückz.	EXTRAS	Preis
			Zargenfalzmass : DB / DH	Höhe		Breite	DHK				

Auftragsnr. _____ Datum: _____ Unterschrift: _____



Via stazione 22/A, I-39035 Monguefio (BZ)
Tel. +39 0474 947 200, Fax 947 299
www.rema-online.it E-mail info@rema-online.it

S-2

cliente:	spedizione:	
indirizzo:	cliente opp. cantiere:	
P. IVA:		
Tel.:	Fax.:	
e-mail		
Persona di contatto:	e-mail	
Progetto:	Tel.:	Fax.:
Consegna richiesta: _____	Persona di contatto:	cellulare:

<p>1.) materiale <input type="checkbox"/> lamiera zincata 1,5 mm <input type="checkbox"/> lamiera zincata 2,0 mm <input type="checkbox"/> acciaio INOX AISI 304 1,5 mm <input type="checkbox"/> acciaio INOX AISI 316 1,5 mm <input type="checkbox"/> altri _____</p> <p>2.) superficie <input type="checkbox"/> zincata <input type="checkbox"/> con mano di fondo (RAL 9010) <input type="checkbox"/> verniciato a polveri RAL _____ <input type="checkbox"/> liscio - lucido <input type="checkbox"/> liscio - opaco <input type="checkbox"/> raggrinz. - semilucido <input type="checkbox"/> raggrinz. - opaco <input type="checkbox"/> altri _____</p> <p>3.) esecuzione battuta <input type="checkbox"/> porta con battuta 25,5 mm o _____ <input type="checkbox"/> porta senza battuta 40 mm o _____ <input type="checkbox"/> porta a doppia battuta FT1 _____ FT2 _____ <input type="checkbox"/> porta a filo con battuta FT1 _____ FT2 _____ <input type="checkbox"/> porta in cristallo _____ (8-10)</p> <p>4.) predisposizione per cerniere <input type="checkbox"/> V8600 <input type="checkbox"/> VX 7511 3D <input type="checkbox"/> VN 7608 120 3D <input type="checkbox"/> VN 7608 160 3D <input type="checkbox"/> altri _____</p>	<p>5.) posizionamento cerniere <input type="checkbox"/> 1.BBL 241 mm 2.BBL 1435 mm <input type="checkbox"/> 1.BBL 241 mm 2.BBL 1560 mm <input type="checkbox"/> 1.BBL _____ mm 2.BBL _____ mm <input type="checkbox"/> 3.BBL _____ mm 3.BBL 250 mm <input type="checkbox"/> 3.BBL centrale 4.BBL _____ mm</p> <p>6.) foro serratura <input type="checkbox"/> 62-23-62 con incontro serratura regolabile <input type="checkbox"/> altri _____</p> <p>7.) profondità serratura (ST) <input type="checkbox"/> per porta con battuta ST=4 mm o _____ mm <input type="checkbox"/> per porta senza battuta ST=15,5 mm o _____ mm</p> <p>8.) altezza serratura (SH) <input type="checkbox"/> 1050 mm <input type="checkbox"/> altri _____</p> <p>9.) sistema di ancoraggio <input type="checkbox"/> zanche da murare per cemento <input type="checkbox"/> staffe per fissaggio per parete in cartongesso <input type="checkbox"/> morsetto e Rapid Block per SPEED <input type="checkbox"/> staffa universale regolabile per TELESCOP / S2 <input type="checkbox"/> altri _____</p> <p>10.) profilo traverso per soprauce <input type="checkbox"/> sì _____ no _____ <input type="checkbox"/> profilo traverso in alluminio 45-75 <input type="checkbox"/> profilo traverso piegato in acciaio: tipo _____</p>	<p>11.) fermavetro per soprauce <input type="checkbox"/> fermavetro-clip 15x15mm in alluminio <input type="checkbox"/> fermavetro tubolare _____x15mm per avvitare <input type="checkbox"/> altri _____</p> <p>12.) spessore vetro per soprauce _____ mm</p> <p>13.) tipo di guarnizione C 1397 <input type="checkbox"/> grigio <input type="checkbox"/> nero <input type="checkbox"/> bianco <input type="checkbox"/> marrone</p> <p>14.) incasso nel pavimento (BE) <input type="checkbox"/> senza <input type="checkbox"/> con: _____ mm</p> <p>15.) Extras <input type="checkbox"/> senza <input type="checkbox"/> con: _____</p> <p>16.) fornitura cerniere <input type="checkbox"/> sì _____ no _____ tipo cerniera _____</p> <p>17.) disegni <input type="checkbox"/> sì _____ no _____ disegno nr.: _____</p>
---------------------------------------------------------------------------------------------------------------------------------------------------------------------------------------------------------------------------------------------------------------------------------------------------------------------------------------------------------------------------------------------------------------------------------------------------------------------------------------------------------------------------------------------------------------------------------------------------------------------------------------------------------------------------------------------------------------------------------------------------------------------------------------------------------------------------------------------------------------------------------------------------------------------------------------------------------------------------------------------------------------------------------------------------------------------------------------------------------------------------------------------------------------------------------------------------------------------------------------------------------------------------------------------------------------------------------------------------------------------------------------------------	-----------------------------------------------------------------------------------------------------------------------------------------------------------------------------------------------------------------------------------------------------------------------------------------------------------------------------------------------------------------------------------------------------------------------------------------------------------------------------------------------------------------------------------------------------------------------------------------------------------------------------------------------------------------------------------------------------------------------------------------------------------------------------------------------------------------------------------------------------------------------------------------------------------------------------------------------------------------------------------------------------------------------------------------------------------------------------------------------------------------------------------------------------------------------------------------------------------------------------------------------------------------------------------------------------------------------------------------------------------------------------------------------------------------------------------------------------------------------------------------	----------------------------------------------------------------------------------------------------------------------------------------------------------------------------------------------------------------------------------------------------------------------------------------------------------------------------------------------------------------------------------------------------------------------------------------------------------------------------------------------------------------------------------------------------------------------------------------------------------------------------------------------------------------------------------------------------------------------------------------------------------------------------------------------------------------------------------------------------------------------------------------------------------------------------------------------------------------------------------

pos.	tipo del profilo	MW	<input type="checkbox"/> foro parete : RBB / RBH <input type="checkbox"/> misura battuta : FB / FH <input type="checkbox"/> luce netta : DB / DH		altezza profilo traverso per soprauce	senso di apertura DIN		2 ante	quantità totale	EXTRAS	prezzo
			larghezza	altezza		DHK	L				

ordine nr. _____ data: _____ firma del cliente: _____




Via stazione 22/A, I-39035 Monguefio (BZ)
 Tel. +39 0474 947 200, Fax 947 299
 www.rema-online.it E-mail info@rema-online.it

Client:	Destination:
Adress:	site or client adress:
VAT No.:	
Tel.:	Fax. :
e-mail	
Contact:	e-mail
Project:	Tel.: Fax. :
Requested delivery date:	Contact: Mobile:

<p>1.) Material <input type="checkbox"/> galvanized steel 1,5 mm <input type="checkbox"/> galvanized steel 2,0 mm <input type="checkbox"/> stainless steel AISI 304 1,5 mm <input type="checkbox"/> stainless steel AISI 316 1,5 mm <input type="checkbox"/> others _____</p> <p>2.) Surface <input type="checkbox"/> raw <input type="checkbox"/> primed (RAL 9010) <input type="checkbox"/> powder coated RAL _____ <input type="checkbox"/> smooth-glossy <input type="checkbox"/> smooth-matte <input type="checkbox"/> finetexture-semigloss <input type="checkbox"/> finetexture-matte <input type="checkbox"/> others _____</p> <p>3.) Doortype <input type="checkbox"/> rebated 25,5 mm or _____ <input type="checkbox"/> flush door 40 mm or _____ <input type="checkbox"/> double rabeted FT1 _____ FT2 _____ <input type="checkbox"/> double rebated flush door FT1 _____ FT2 _____ <input type="checkbox"/> glass door _____ (8-10)</p> <p>4.) Hinge preparing <input type="checkbox"/> V8600 <input type="checkbox"/> VX 7511 3D <input type="checkbox"/> VN 7608 120 3D <input type="checkbox"/> VN 7608 160 3D <input type="checkbox"/> others _____</p>	<p>5.) Hinge positions <input type="checkbox"/> 1.BBL 241 mm 2.BBL 1435 mm <input type="checkbox"/> 1.BBL 241 mm 2.BBL 1560 mm <input type="checkbox"/> 1.BBL _____ mm 2.BBL _____ mm <input type="checkbox"/> 3.BBL _____ mm 3.BBL 250 mm <input type="checkbox"/> 3.BBL central _____ 4.BBL _____ mm</p> <p>6.) Lock preparing <input type="checkbox"/> 62-23-62 con with registrable strike plate <input type="checkbox"/> others _____</p> <p>7.) Depth of lock preparing (ST) <input type="checkbox"/> for rebated door ST=4 mm or _____ mm <input type="checkbox"/> fur flush door ST=15,5 mm or _____ mm</p> <p>8.) Hight of lock preparing (SH) <input type="checkbox"/> 1050 mm <input type="checkbox"/> others _____</p> <p>9.) Fixing systems <input type="checkbox"/> special brackets for concrete walls <input type="checkbox"/> special anchors for stud walls <input type="checkbox"/> clamb and Rapid Block for SPEED <input type="checkbox"/> regolable anchor for TELESCOP / S2 <input type="checkbox"/> others _____</p> <p>10.) Transom-bar for overlight frame <input type="checkbox"/> yes _____ no _____ <input type="checkbox"/> transom in aluminium 45-75 <input type="checkbox"/> bended transom in steel : type _____</p>	<p>11.) Glazing bead for fanlight <input type="checkbox"/> clip bead 15x15mm in aluminium <input type="checkbox"/> steel tube bead _____x15mm to screw <input type="checkbox"/> others _____</p> <p>12.) Glass thickness for fanlight _____mm</p> <p>13.) Color of rubber seal C 1397 <input type="checkbox"/> grey <input type="checkbox"/> black <input type="checkbox"/> white <input type="checkbox"/> brown</p> <p>14.) Floor height (BE) <input type="checkbox"/> no <input type="checkbox"/> yes: _____mm</p> <p>15.) Extras <input type="checkbox"/> no <input type="checkbox"/> yes: _____</p> <p>16.) Hinge supply <input type="checkbox"/> yes _____ no _____ hinge type _____</p> <p>17.) Drawings <input type="checkbox"/> yes _____ no _____ drawing nr.: _____</p>
----------------------------------------------------------------------------------------------------------------------------------------------------------------------------------------------------------------------------------------------------------------------------------------------------------------------------------------------------------------------------------------------------------------------------------------------------------------------------------------------------------------------------------------------------------------------------------------------------------------------------------------------------------------------------------------------------------------------------------------------------------------------------------------------------------------------------------------------------------------------------------------------------------------------------------------------------------------------------------------------------------------------------------------------------------------------------------------------------------------------------------------------------------------------------------------------------------------------------------------------------------------------------------------------------------------------------	----------------------------------------------------------------------------------------------------------------------------------------------------------------------------------------------------------------------------------------------------------------------------------------------------------------------------------------------------------------------------------------------------------------------------------------------------------------------------------------------------------------------------------------------------------------------------------------------------------------------------------------------------------------------------------------------------------------------------------------------------------------------------------------------------------------------------------------------------------------------------------------------------------------------------------------------------------------------------------------------------------------------------------------------------------------------------------------------------------------------------------------------------------------------------------------------------------------------------------------------------------------------------------------------------------------------------------------------------------------------------------------------------------------------------------------	----------------------------------------------------------------------------------------------------------------------------------------------------------------------------------------------------------------------------------------------------------------------------------------------------------------------------------------------------------------------------------------------------------------------------------------------------------------------------------------------------------------------------------------------------------------------------------------------------------------------------------------------------------------------------------------------------------------------------------------------------------------------------------------------------------------------------------------------------------------------------------------------------------------------------------------

pos.	profile type	MW	<input type="checkbox"/> wall opening : RBB / RBH <input type="checkbox"/> frame-rebate dimension : FB / FH <input type="checkbox"/> open size of frame : DB / DH		height of transom for fanlight	handing DIN		2 doors	quantity total	EXTRA	price
			widht	height		DHK	L				

order nr. _____ date: _____ signature : _____





1. Wir über uns/ Referenzen	1. l'azienda / Referenze	1. the company/References
2. Typenübersicht	2. tipologia di casseporte	2. typical frame elevations
3. SPEED 3-teilige Schnellbauzarge	3. SPEED cassaporta in 3-pezzi per montaggio rapido	3. SPEED 3-part frame easy installation
4. S-2 2-teilige Zarge, nicht verstellbar	4. S-2 cassaporta in due pezzi, non regolabile	4. S-2 2-part frame, not adjustable
5. TELESCOP 2-teilige verstellbare Zarge	5. TELESCOP cassaporta regolabile	5. TELESCOP adjustable steel frame
6. SOLID 1-teilige Zarge MW/Mauerwerk 1-teilige Zarge GK/Trockenbauzarge	6. SOLID cassaporta in un pezzo MW/muratura cassaporta in un pezzo GK/parete in cartongesso	6. SOLID 1-part frame MW/concrete wall 1-part frame GK/stud wall
7. CORNER Eckzarge	7. CORNER cassaporta ad angolo	7. CORNER corner frame
8. BLOCK Blockzarge	8. BLOCK cassaporta per montaggio in luce	8. BLOCK frame for fixing flat in the wall
9. THZ Turnhallenzarge	9. THZ telaio speciale per palestra	9. THZ special frame for sport halls
10. DESIGN G-LINE M-LINE	10. DESIGN G-LINE M-LINE	10. DESIGN G-LINE M-LINE
11. F-LINE Fingerschutzzarge	11. F-LINE cassaporta antiinfortunistica	11. F-LINE frame with safety solution
12. DOUBLE ACTING Pendeltürzarge	12. DOUBLE ACTING cassaporta per porta a Ventola	12. DOUBLE ACTING double acting frame
13. SLIDE Schiebetürzarge v.d.W. Schiebetürzarge i.d.N. Schiebetürzarge i.d.W.	13. SLIDE scorrevole esterno parete scorrevole interno nicchia scorrevole interno parete	13. SLIDE sliding door external wall sliding door - in wall niche sliding door - internal wall
14. E-MOTION Drehschiebetür	14. E-MOTION porta rototraslante	14. E-MOTION rototraslation door system
15. Verglasungsrahmen/ Ganzglastür	15. telai per vetrate/ casseporte per porte in cristallo	15. steel frames for glazing/ steel frame for glass doors
16. Sonderelemente	16. elementi speciali	16. special frame elevations
17. Kämpferprofile/ Glashalteleisten	17. profili trasversi/ listelli fermavetro	17. transom bars/ glazing beads
18. Anwendungen/Optionals	18. applicazioni/optionals	18. applications/optionals
19. Bandsysteme	19. sistemi di cerniere	19. hinge systems
20. Schlosssysteme und Verriegelungen	20. sistemi di serrature e chiusure speciali	20. lock and access systems
21. OTS / ITS	21. OTS / ITS	21. OTS / ITS
22. Oberfläche und Materialien	22. Materiali e superfici	22. materials and surfaces
23. Allgemeine Informationen	23. informazioni tecniche generali	23. general technical informations

Via stazione 22/A, I-39035 Monguefio (BZ)
Tel. +39 0474 947 200, Fax 947 299
www.rema-online.it E-mail info@rema-online.it

TELESCOP

2-teilige verstellbare Telescopzargen für Montage auf fertige Wände

rema Telescop Zargen werden in 2 Teilen geliefert und sind wegen der Verstellbarkeit besonders vorteilhaft um unterschiedliche Wandstärken auszugleichen.

Die einfache und schnelle Montage der Zarge bietet weitere Vorteile.

rema Telescop Zargen werden auf fertige Wand und Boden montiert. Dadurch kann die Montage zusammen mit dem Türblatt ausgeführt werden.

Alle rema Band und Schließsysteme erhältlich
Oberfläche pulverbeschichtet nach Ral
Viele Profilvarianten

rema Telescop Zargen sind auch für folgende Anwendung erhältlich:
für Brandschutztüren
für Strahlschutztüren
für Schallschutztüren
für bauseitige Versiegelung Sonderprofil
SEALTEC
geeignet für Krankenhäuser; Altenheime, Naßräume

Auch in Edelstahl lieferbar

rema Telescop Zargen sind in der Wandstärke
-5 / + 20 mm verstellbar

lieferbar in :

- verzinkt 1,5 mm pulverbeschichtet
- verzinkt 2 mm pulverbeschichtet
- Edelstahl V2A 1,5 mm
- Edelstahl V4A 1,5 mm

Auf Anfrage sind die Zargen auch 6-teilig mit schraubbaren Ecken lieferbar.
(z.B. für Export oder Containertransport)

casseporte regolabili modello Telescop per il montaggio su parete e pavimento finito

casseporte Telescop vengono fornite in 2 pezzi. Il vantaggio di questo telaio é la regolazione nello spessore parete, che aiuta di compensare spessori di parete non precisi.

Un altro vantaggio é la posa in opera semplice e rapida.

Il montaggio avviene su parete e pavimento finito e viene eseguito insieme al battente della porta.

Disponibile per tutta la gamma di cerniere e serrature proposte da rema.

Superficie verniciata a polveri epossidiche
Tanti varianti di profili

casseporte rema Telescop sono disponibili anche nelle seguenti versioni:

- per porte antincendio
- per porte antiraggi
- per porte ad isolamento acustico
- SEALTEC - profilo speciale per siliconatura perimetrale del telaio
- Specialmente adatto per ospedali, case per anziani, ambienti umidi

disponibile anche in acciaio inox

Casseporte rema modello Telescop sono regolabili nello spessore muro. -5/+20mm

disponibile in :

- lamiera zincata 1,5 mm verniciata a polveri
- lamiera zincata 2 mm verniciata a polveri
- acciaio inox aisi 304 spessore 1,5 mm
- acciaio inox aisi 316 spessore 1,5 mm

Su richiesta il telaio é fornibile anche in 6 pezzi.
(per esempio per motivi di trasporto di lunga distanza oppure trasporto in container).

rema adjustable Telescop frames for installation on existing walls

rema telescop frames are made in 2 parts. the advantage of this ajustable frame is that the frame can be installed on existing wall with tolerance in thickness.

another advantage is the easy and rapid installation. The installation of the frame is made in the same time with the door leaf.

Available for all rema hinge and lock systems

powder coated surface
many profil optionals

rema telescop frames are also available for the following applications:

- for fire rated doors
- for x-ray doors
- for sound proof doors
- SEALTEC special frame profile for to be sealed on site - specially for hospital or humide rooms**

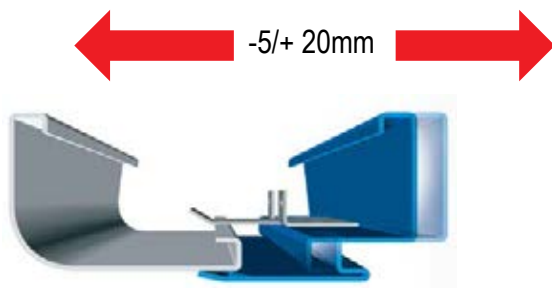
available also in stainless steel

rema Telescop frames are adjustable in the wall thickness. -5 / + 20mm

available in :

- galvanized steel 1,5 mm powder coated
- galvanized steel 2 mm powder coated
- stainless steel aisi 304 thickness 1,5 mm
- stainless steel aisi 316 thickness 1,5 mm

On request also available in 6 piece set. (knock down frame) specially made for long distance or container transport.



**2-teilige rema Stahlzarge Modell TELESCOP,
Wandstärke verstellbar -5/+20mm**

zur nachträglichen Montage auf fertiger Wand
Zarge durchgehend verschweißt bzw. mehrteilig
verschraubt

Profil (Auswahl aus rema Profilvariante)
für gefälztes Türblatt; Falztiefe (FT)...mm
für stumpfes Türblatt; Türblattstärke (TS)...mm
für doppelt gefälztes Türblatt (FT1) ...mm (FT2)...mm
für Ganzglastür 8mm oder 10mm

Material: verzinktes Stahlblech 1,5mm oder 2,0mm
bzw. Edelstahl V2A oder V4A 1,5mm oder
2,0mm

Oberfläche: pulverbeschichtet RAL...
oder bei Edelstahl geschliffen K220
bzw. gebürstet Scotch Brite

Hohlkammerdichtung C1397 grau oder schwarz
2 oder mehr Bandunterkonstruktionen Modell ...
verstellbares rema Edelstahlschliesblech mit
Mauerschutzkasten
Wandbefestigung mittels Hutanker S2/TZ oder
Universalanker

**telaio rema modello TELESCOP, in due pezzi.
spessore muro variabile -5/+20mm**

per montaggio su parete finita
telaio con angoli saldati oppure avvitati in 6 pezzi

profilo (scelta della gamma di profili rema)
per porta a battuta; profondità battuta (FT)...mm
per porta a filo; spessore pannello (TS)...mm
per porta a doppia battuta (FT1) ...mm (FT2)...mm
per anta in vetro spessore 8mm oppure 10mm

materiale: Lamiera zincata 1,5mm oppure 2,0mm
oppure lamiera INOX AISI304 oppure
AISI316 spessore 1,5mm oppure 2,0mm

superficie: verniciato a polveri RAL...
Per telaio Inox satinato Scotch Brite
oppure K220

guarnizione C1397 grigio oppure nero
2 oppure più predisposizioni per cerniera modello...
incontro serratura regolabile rema in acciaio Inox
fissaggio con staffa „U“ S2/TZ oppure staffa
universale

**rema steel frame model TELESCOP, 2-part
frame, wall thickness adjustable - 5/+20mm**

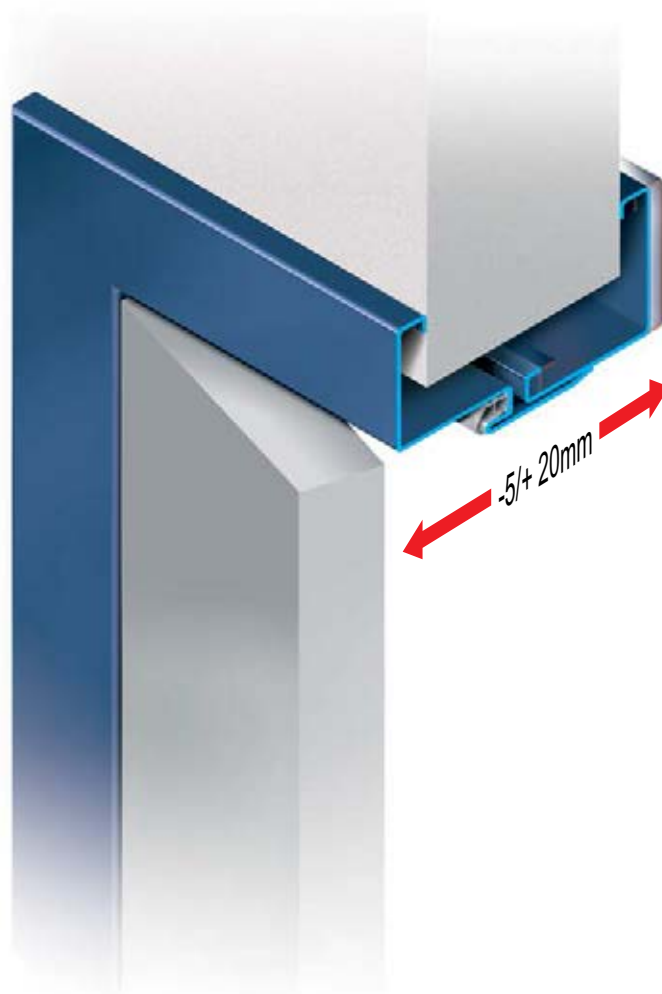
for installation on finished existing wall
frame with welded corners or screwed in 6 parts

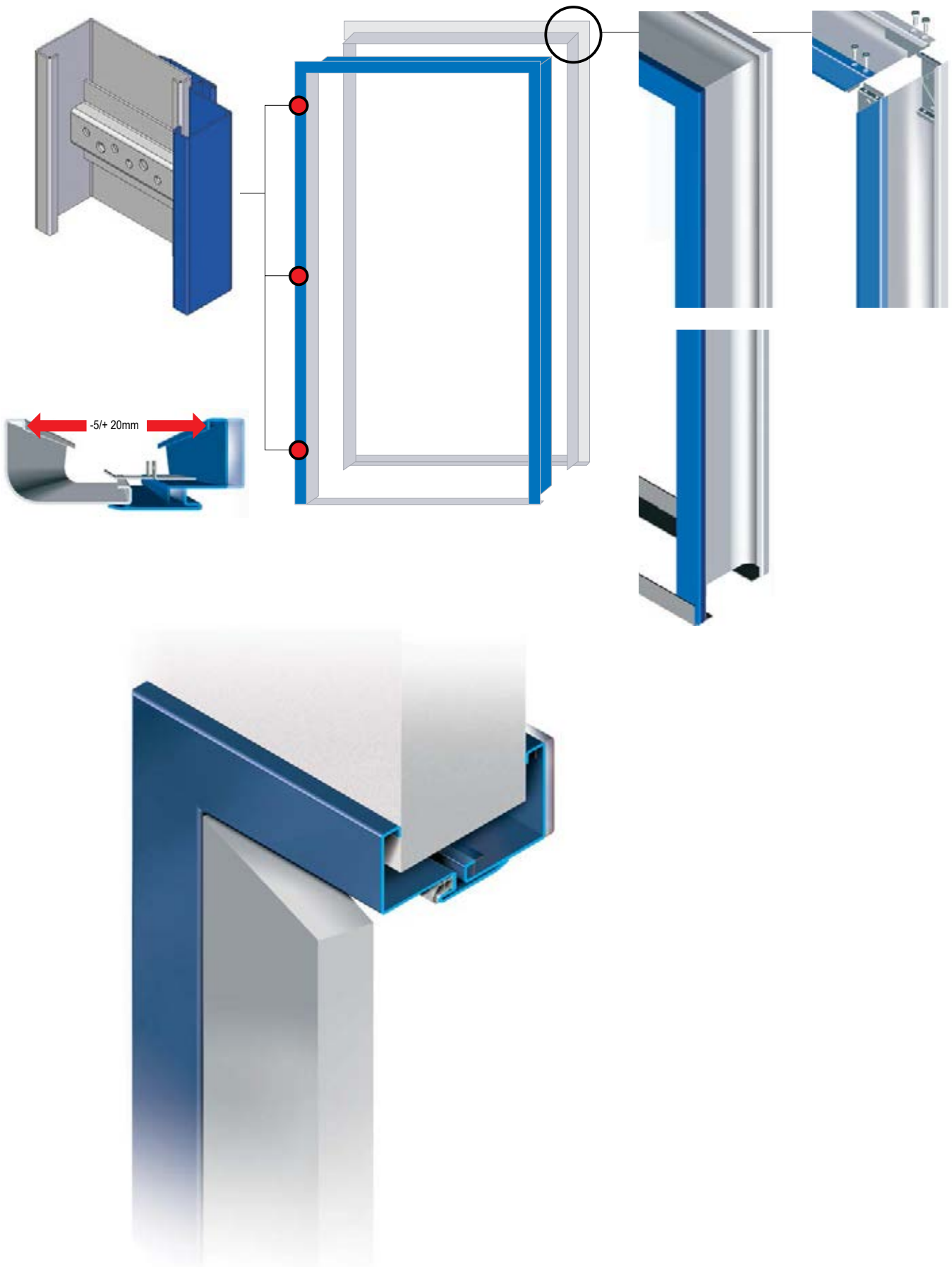
profile (choose from the rema profile range)
for rebated door; rebate size (FT)...mm
for flush door; leaf thickness (TS)...mm
for double rebated door (FT1) ...mm (FT2)...mm
for glass door 8mm or 10mm

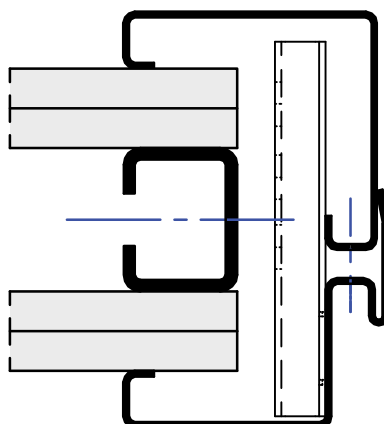
material: galvanized steel sheet 1,5mm or 2,0mm
or Stainless steel sheet V2A or V4A
1,5mm or 2,0mm

surface: powder coated RAL...
for stainless steel satinated K220 or
Scotch Brite

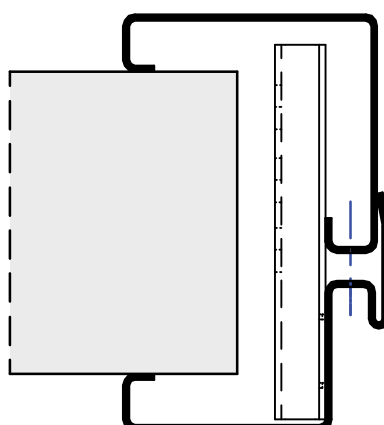
rubber seal C1397 grey or black
2 or more hinge preps for model...
adjustable rema stainless steel lock strike plate
fixing with „U“ bracket S2 / TZ or Universal
bracket



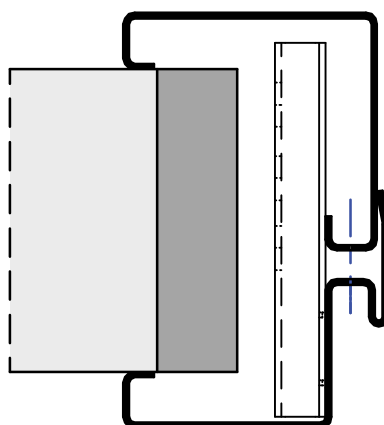




auf Gipswand
 su parete cartongesso
stud / gypsum wall



auf fertiger Wand
 su parete finita
on finished wall

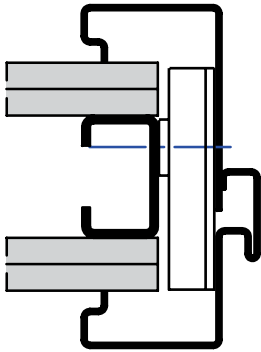


auf Holzblindrahmen
 su falso telaio in legno
on wooden subframe

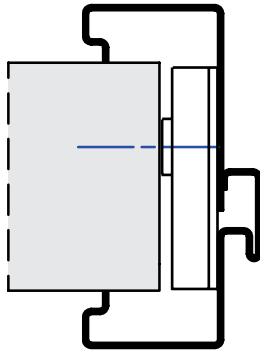
Bauseitige Versiegelung möglich, geeignet für Krankenhäuser; Alten -und Pflegeheime, Nass und Feuchträume sowie erhöhten Schallschutz.

Casseporte predisposte per ulteriore siliconatura, specialmente per ospedali, case di riposo, ambienti umidi, piscine e per un maggiore isolamento acustico.

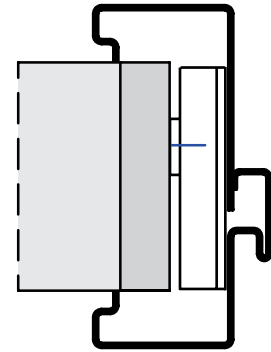
steeldoорframes with groove for seal, specially for hospitals, old people homes, humid and wet rooms, swimming pools and for sound proof doors.



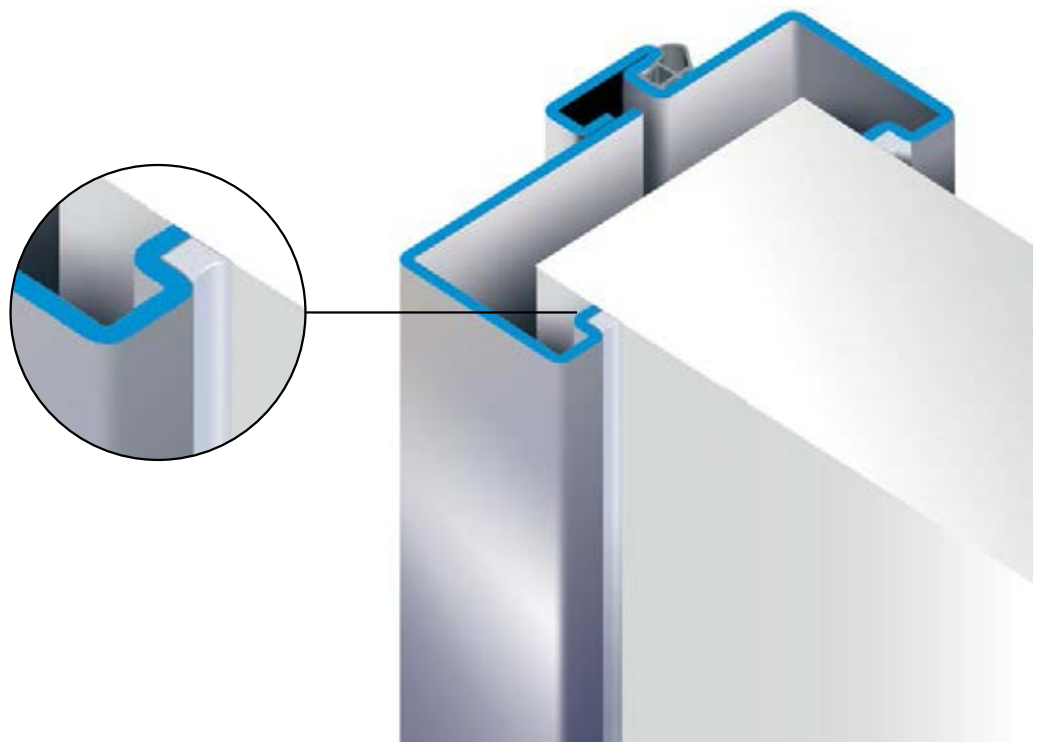
auf Gipswand, vorgerichtet für bauseitige Abdichtung
su parete in cartongesso, predisposto per siliconatura
stud / gipsum wall, with groove for seal



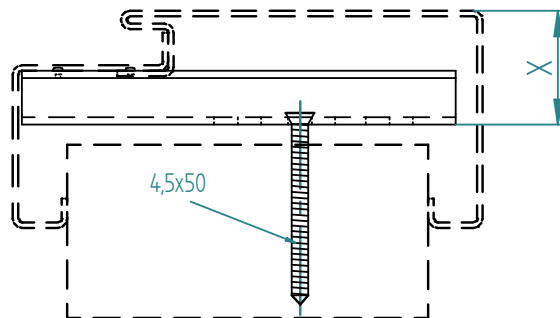
auf fertiger Wand, vorgerichtet für bauseitige Abdichtung
su parete finita, predisposto per siliconatura
on finished wall, with groove for seal



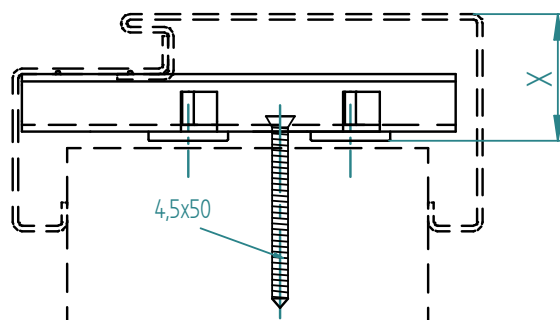
auf Holzblindrahmen, vorgerichtet für bauseitige Abdichtung
su falso telaio in legno, predisposto per siliconatura
on wooden subframe, with groove for seal



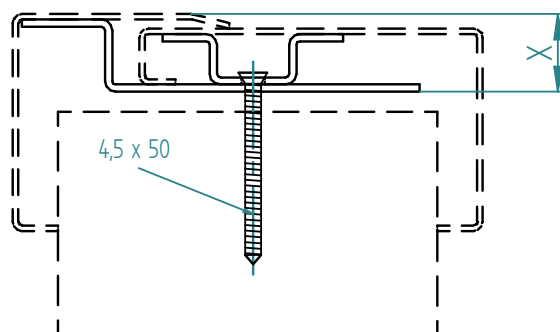
Hutanker S2+TZ
 staffa ad "U" S2+TZ
 "U" bracket S2+TZ



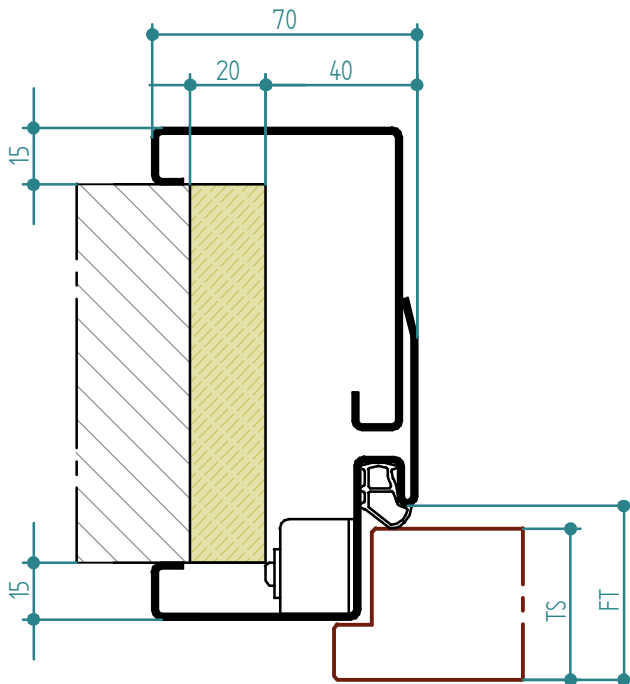
Universalanker
 staffa universale
 universal bracket



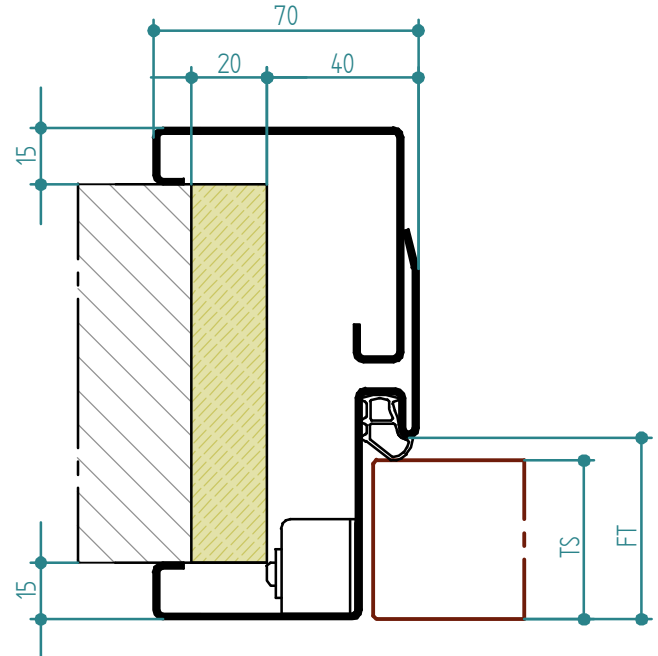
Befestigungslasche für Profiltypen 4007 / 4207
 staffa di fissaggio per profili 4007 / 4207
 fixing clamp for profiles 4007 / 4207



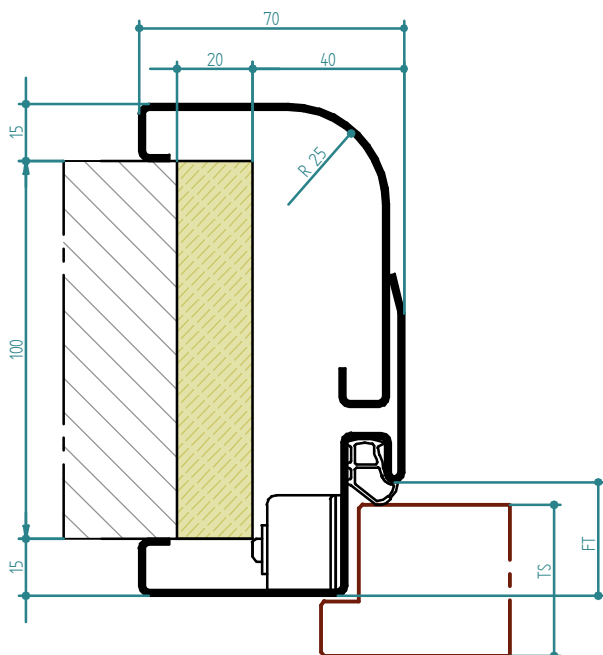
Profil 4001-55-70 mit gefälztem Türblatt
profilo 4001-55-70 con porta a battuta
profil 4001-55-70 with rebated door



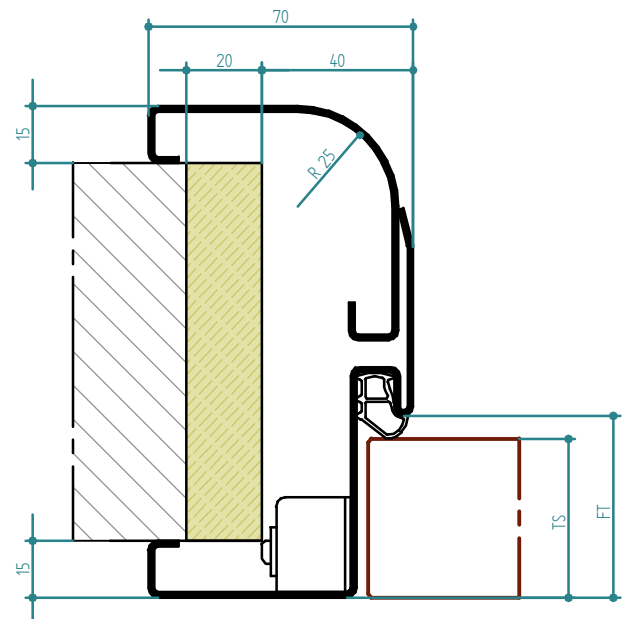
Profil 4001-55-70 mit stumpfem Türblatt
profilo 4001-55-70 con porta a filo senza battuta
profil 4001-55-70 with flush door

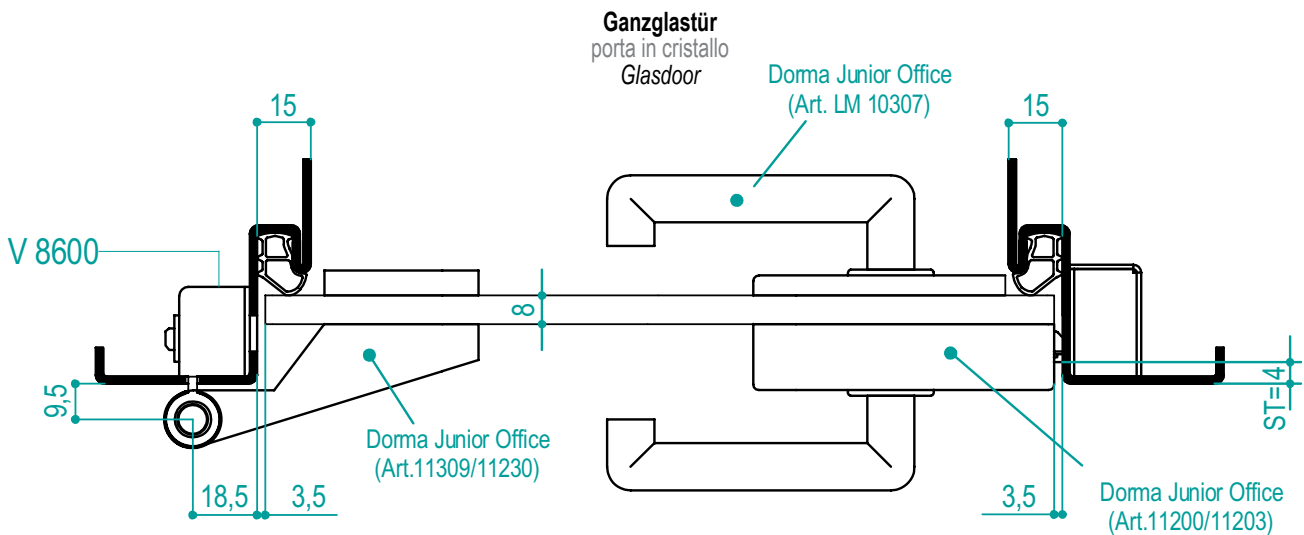
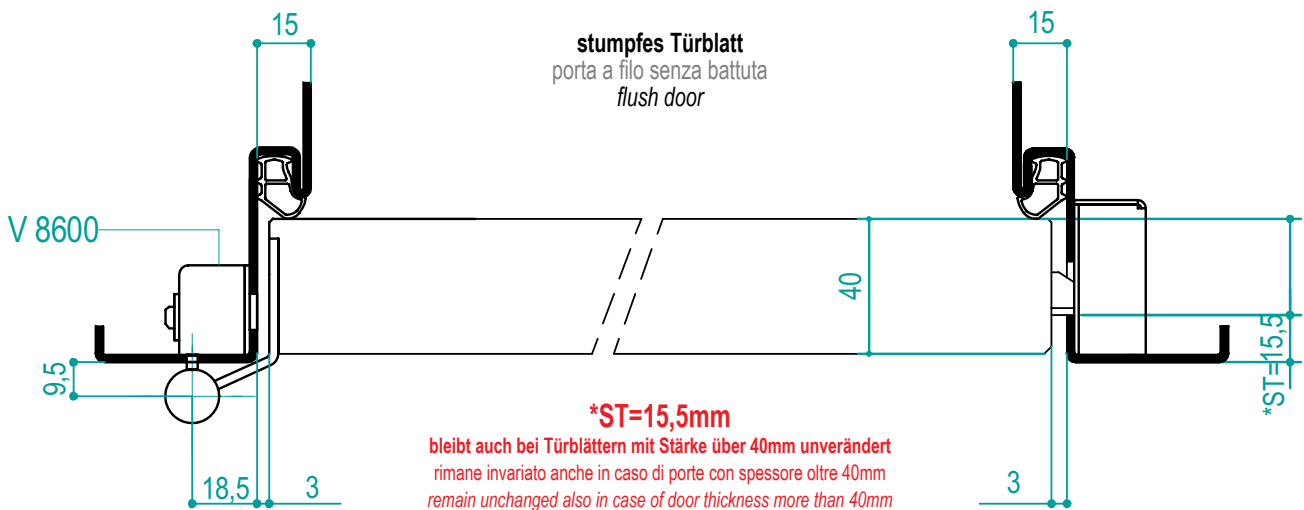
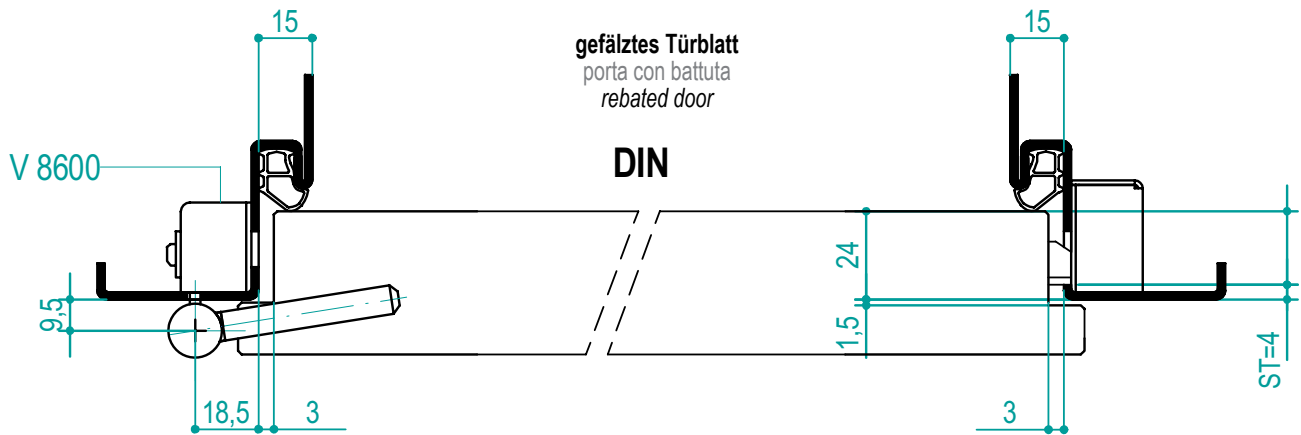


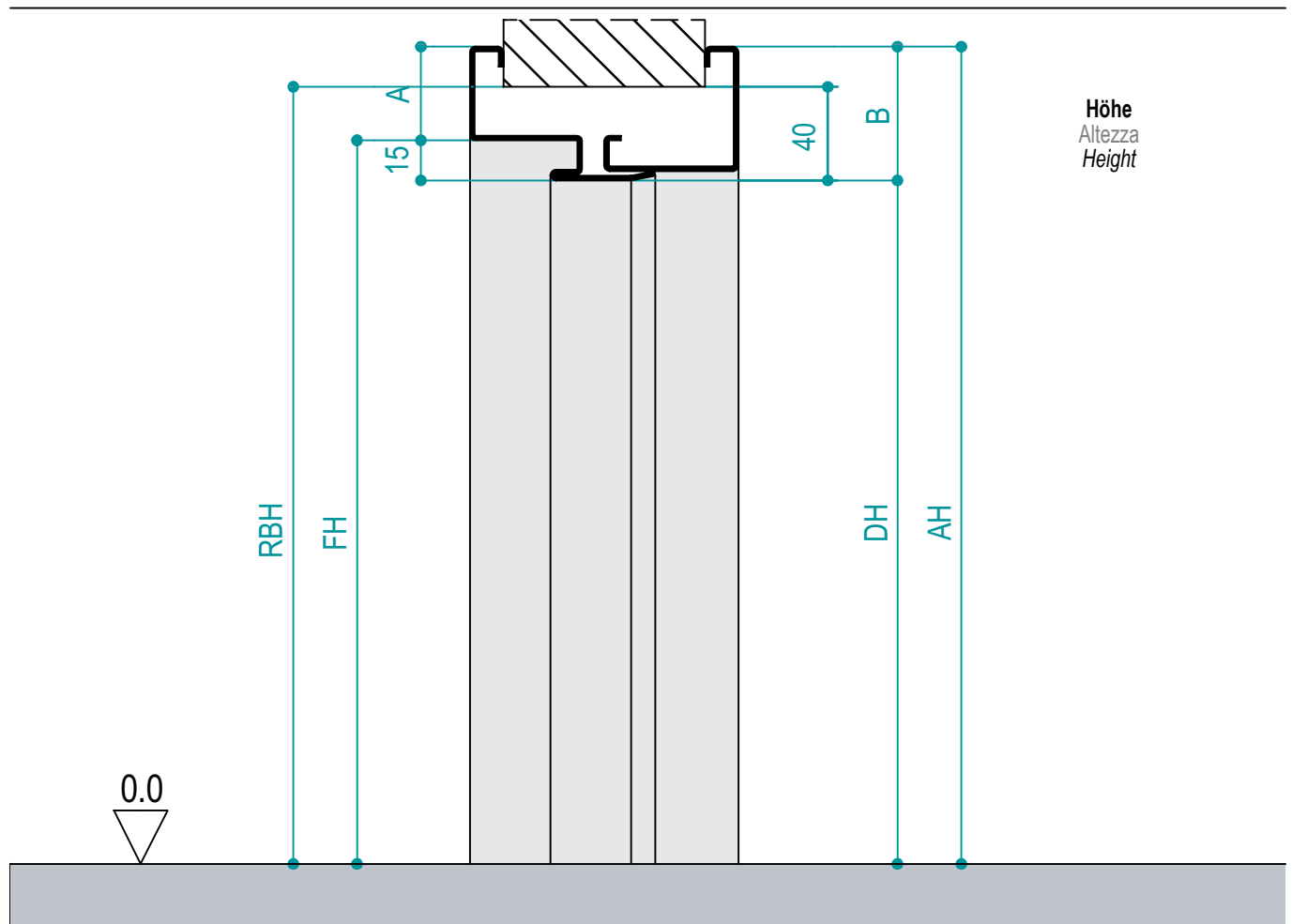
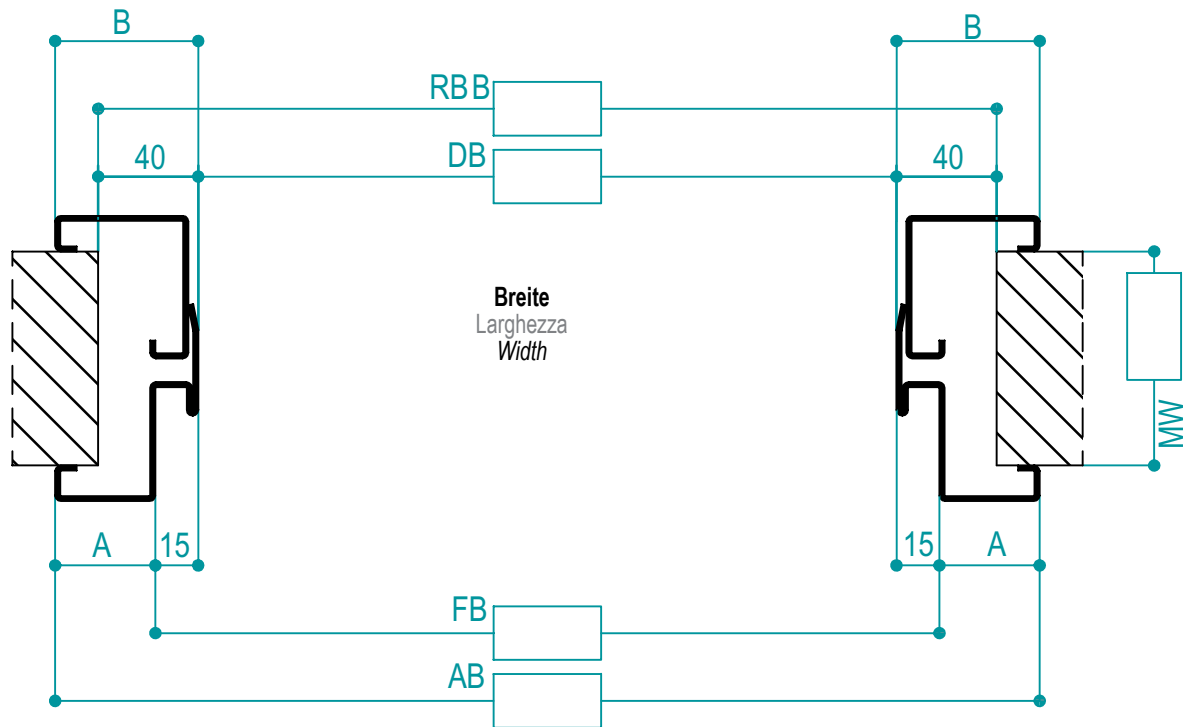
Profil 4001-55-70 R25 mit gefälztem Türblatt
profilo 4001-55-70 R25 con porta a battuta
profil 4001-55-70 R25 with rebated door

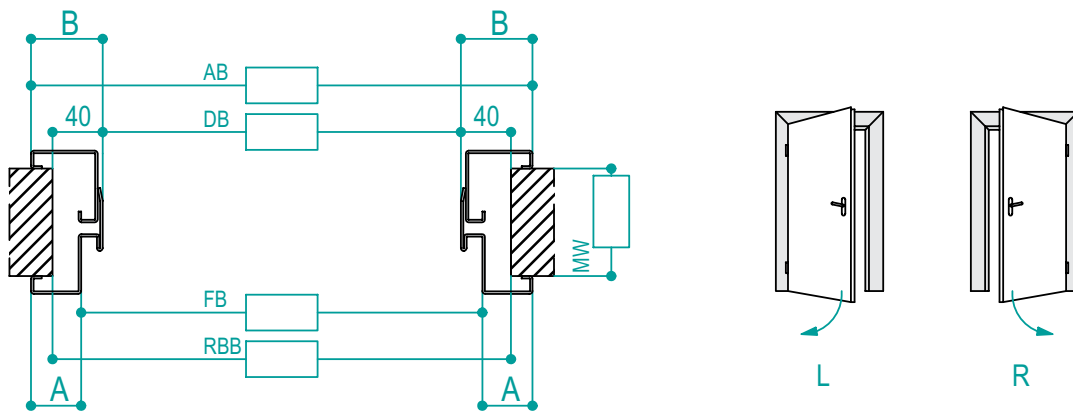
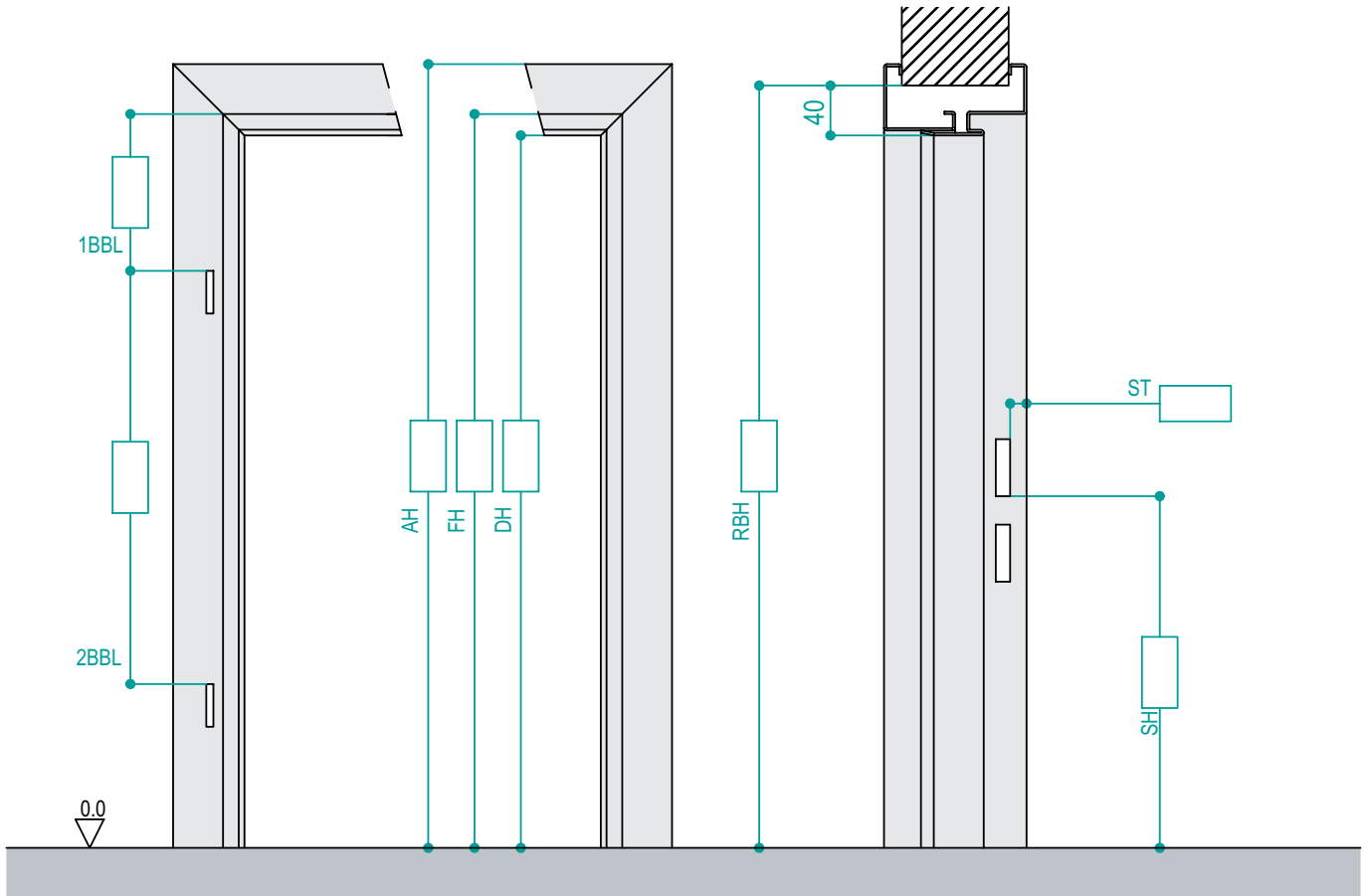


Profil 4001-55-70 R25 mit stumpfem Türblatt
profilo 4001-55-70 R25 con porta a filo senza battuta
profil 4001-55-70 R25 with flush door





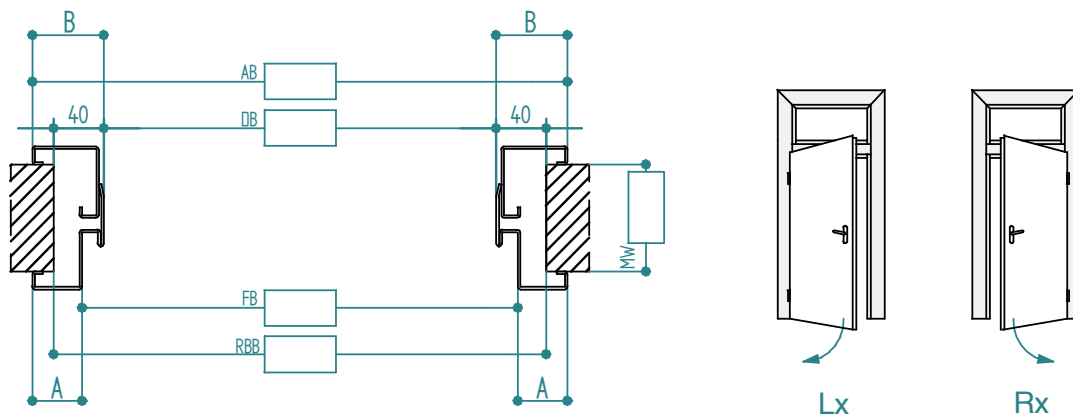
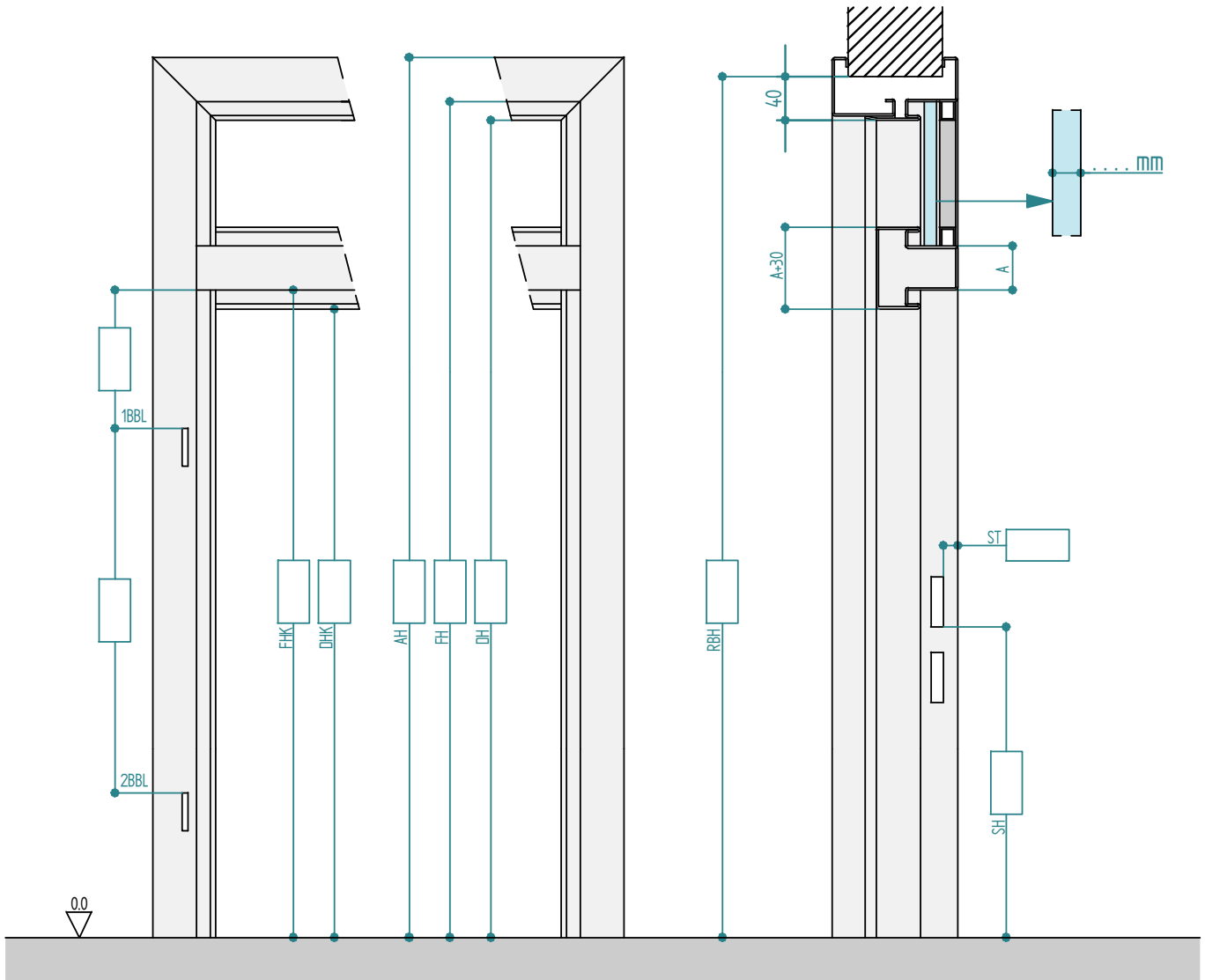


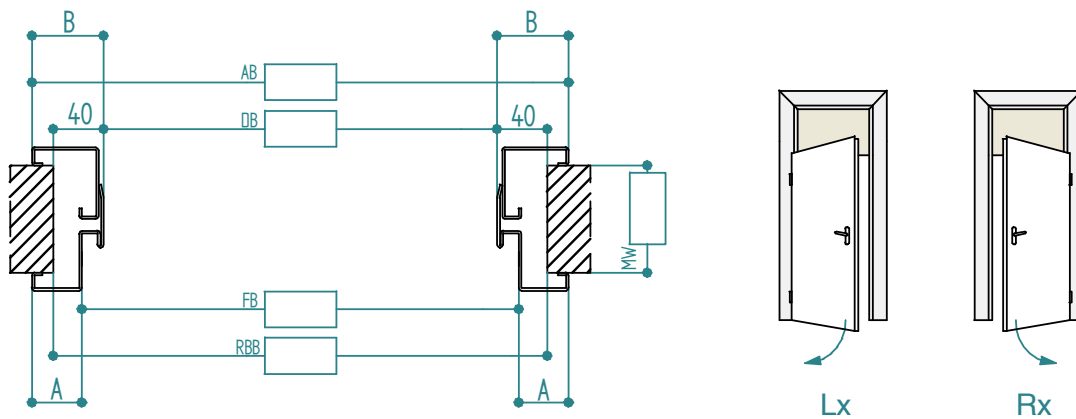
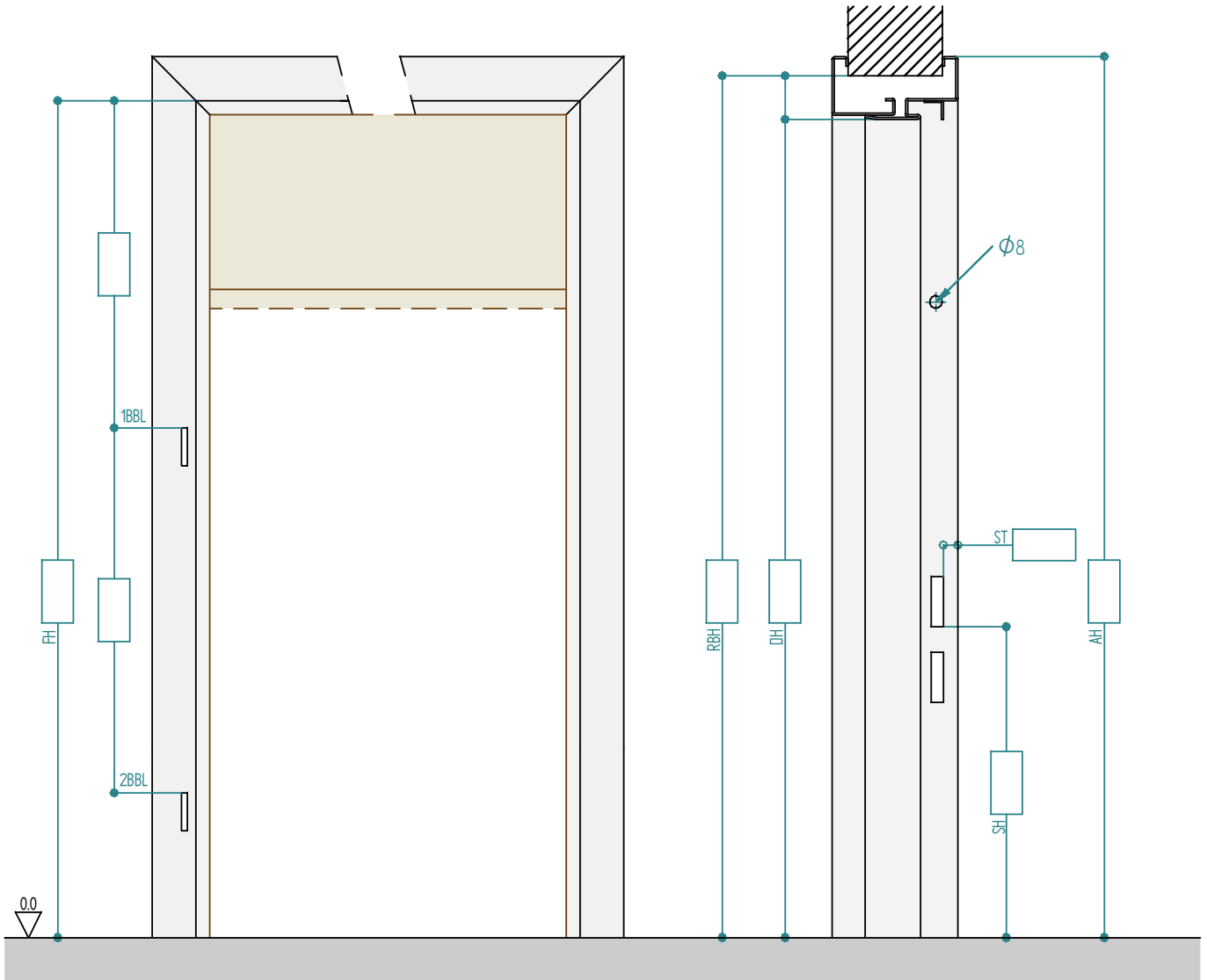


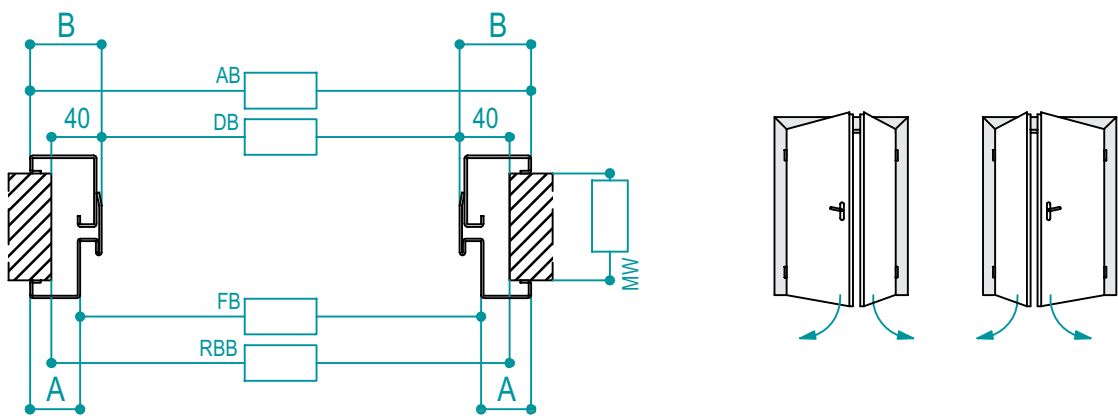
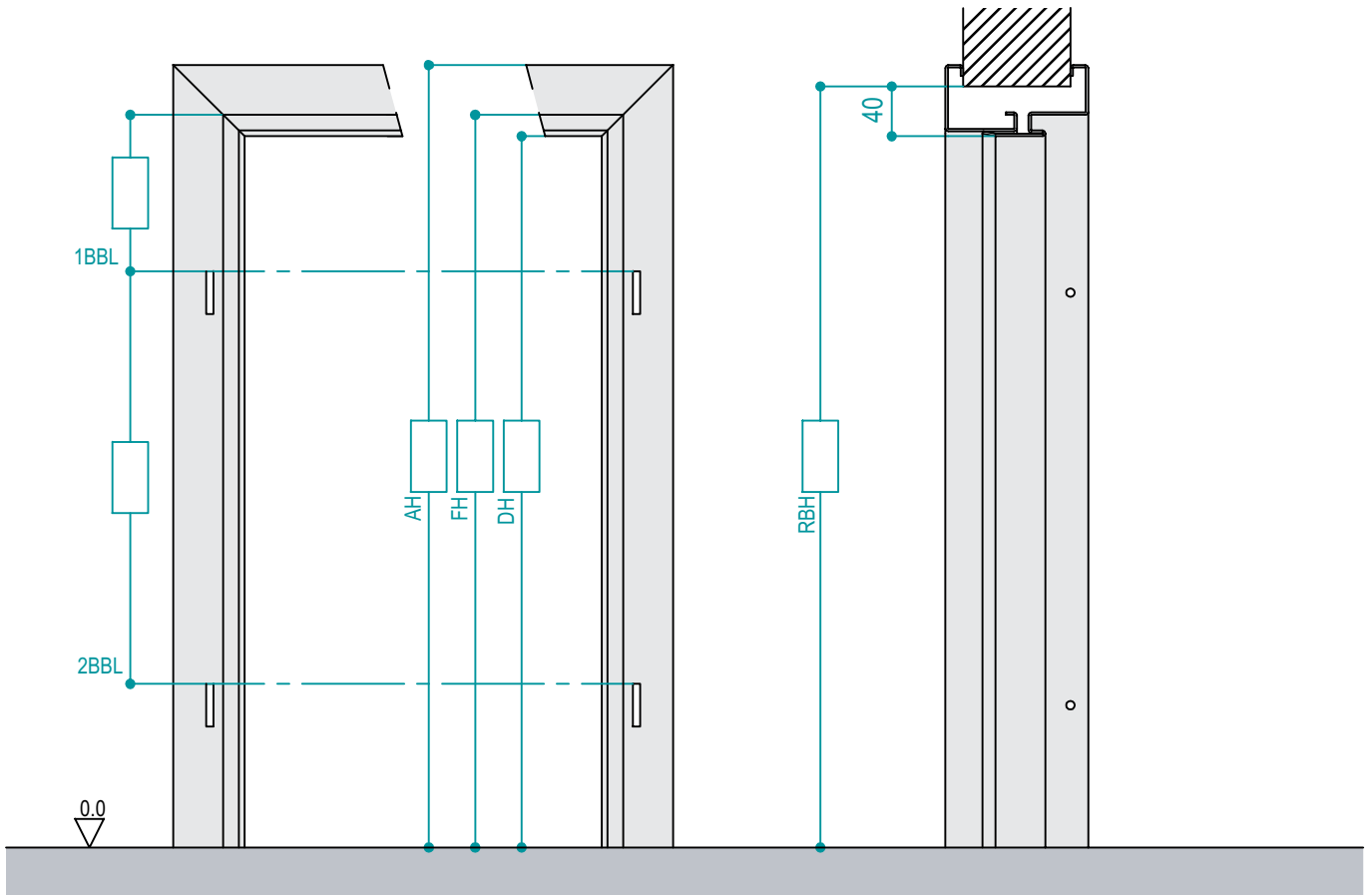
Via stazione 22/A, I-39035 Monguefio (BZ)
 Tel. +39 0474 947 200, Fax 947 299
 www.rema-online.it E-mail info@rema-online.it

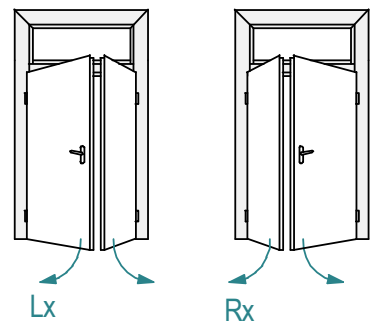
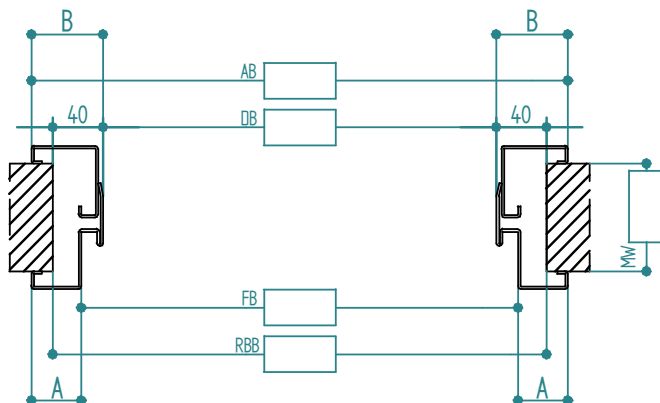
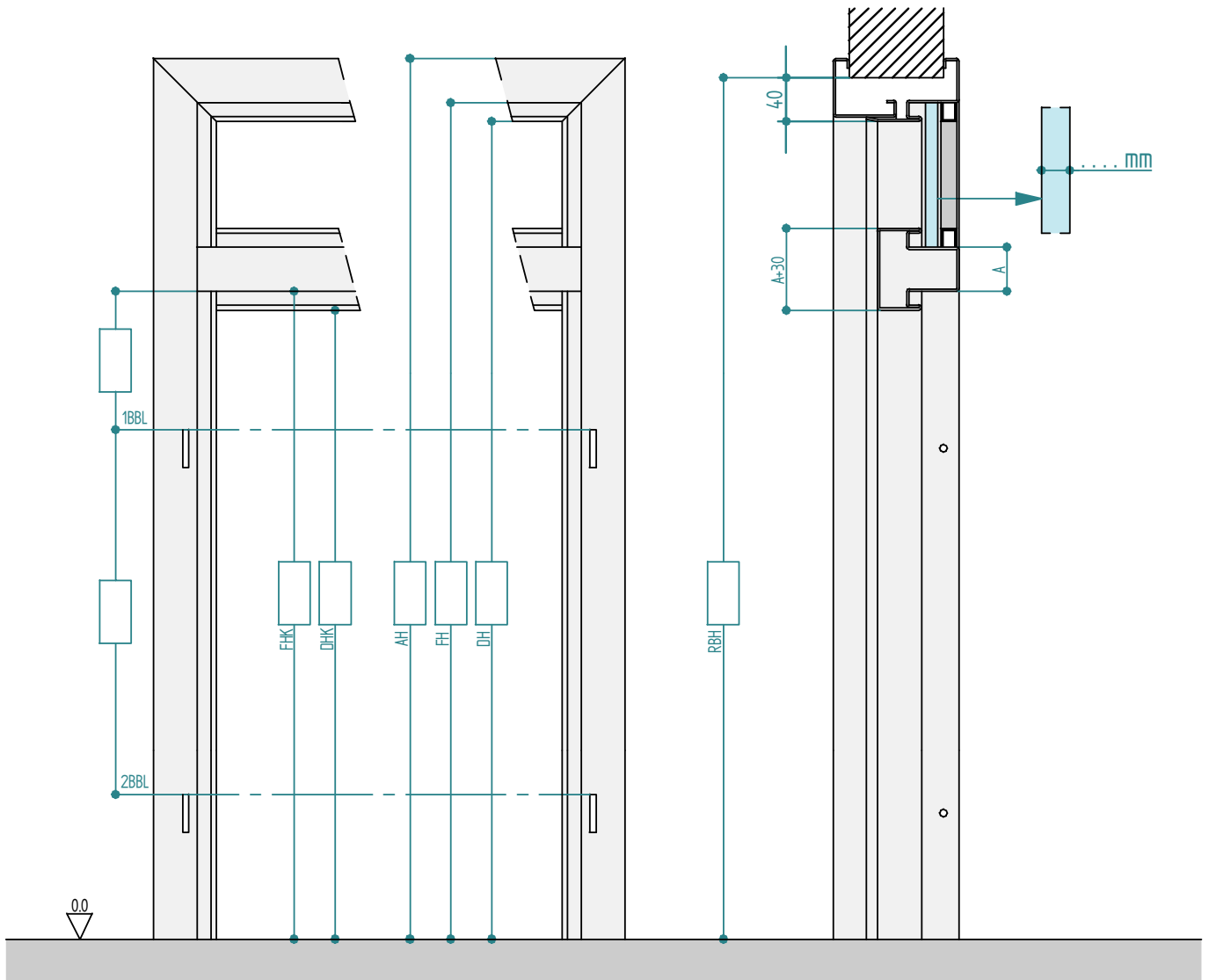
1 B

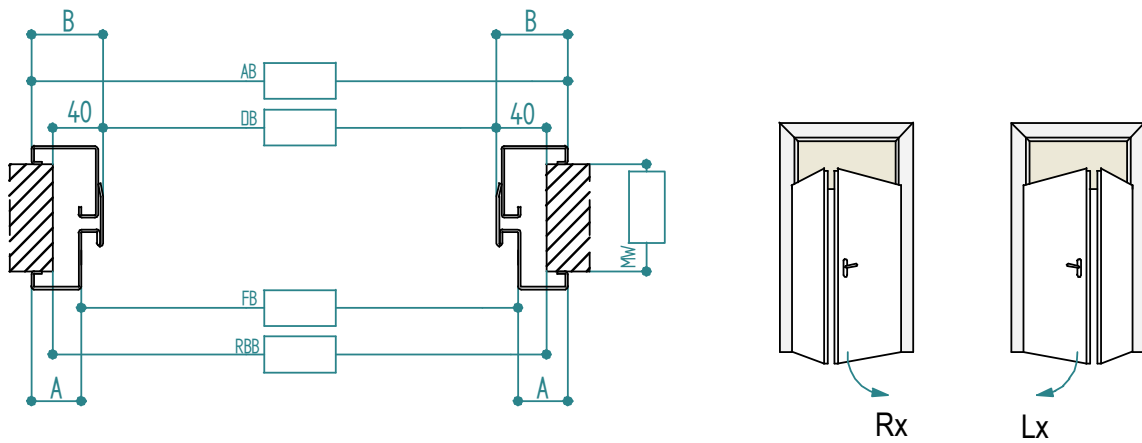
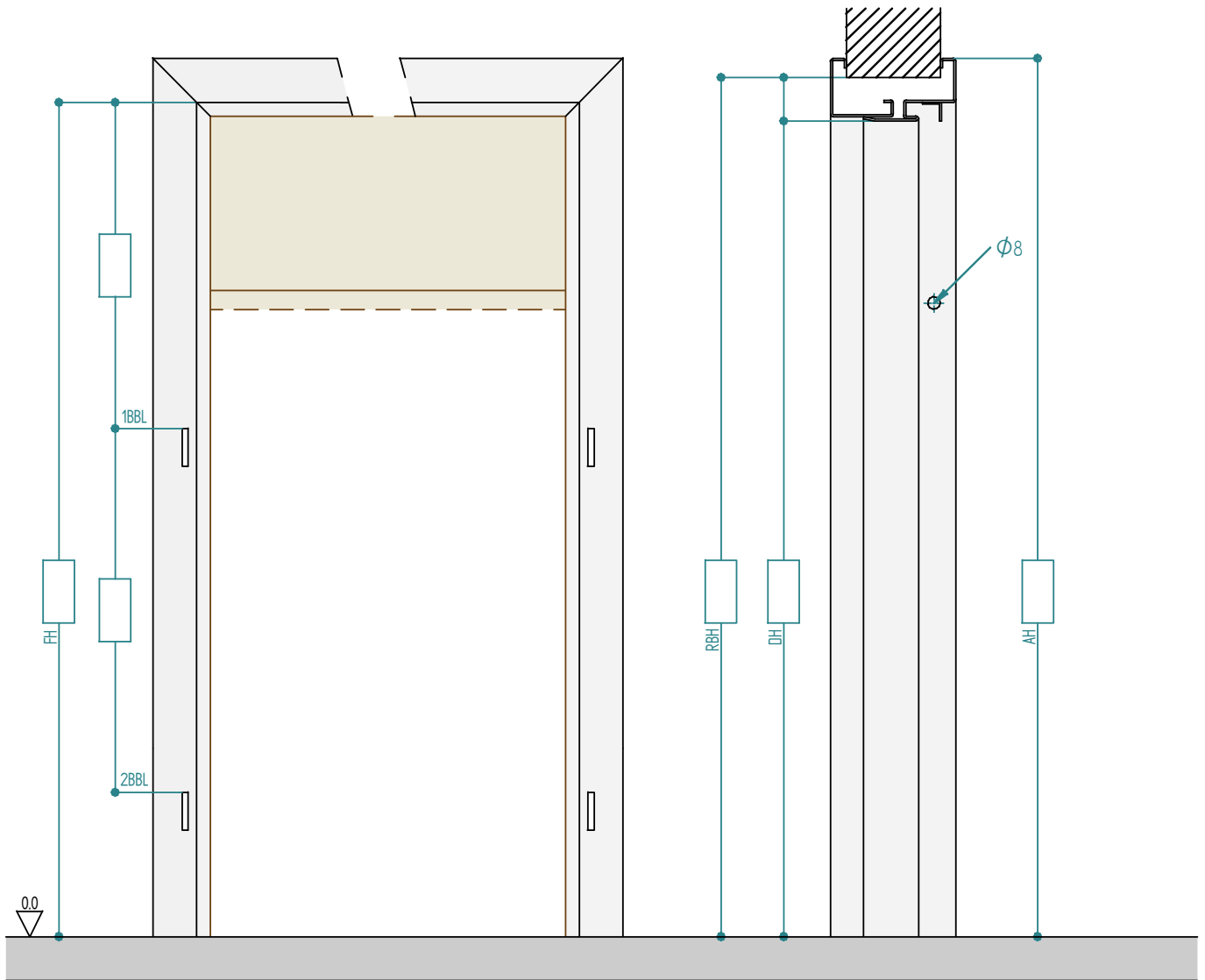
TELESCOP

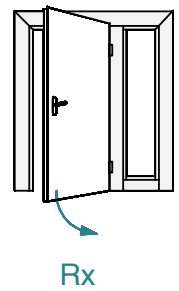
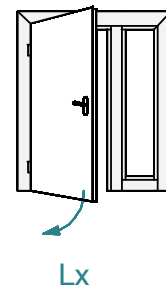
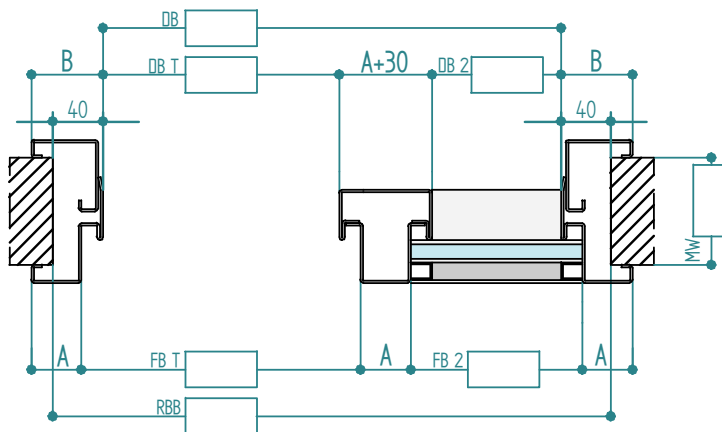
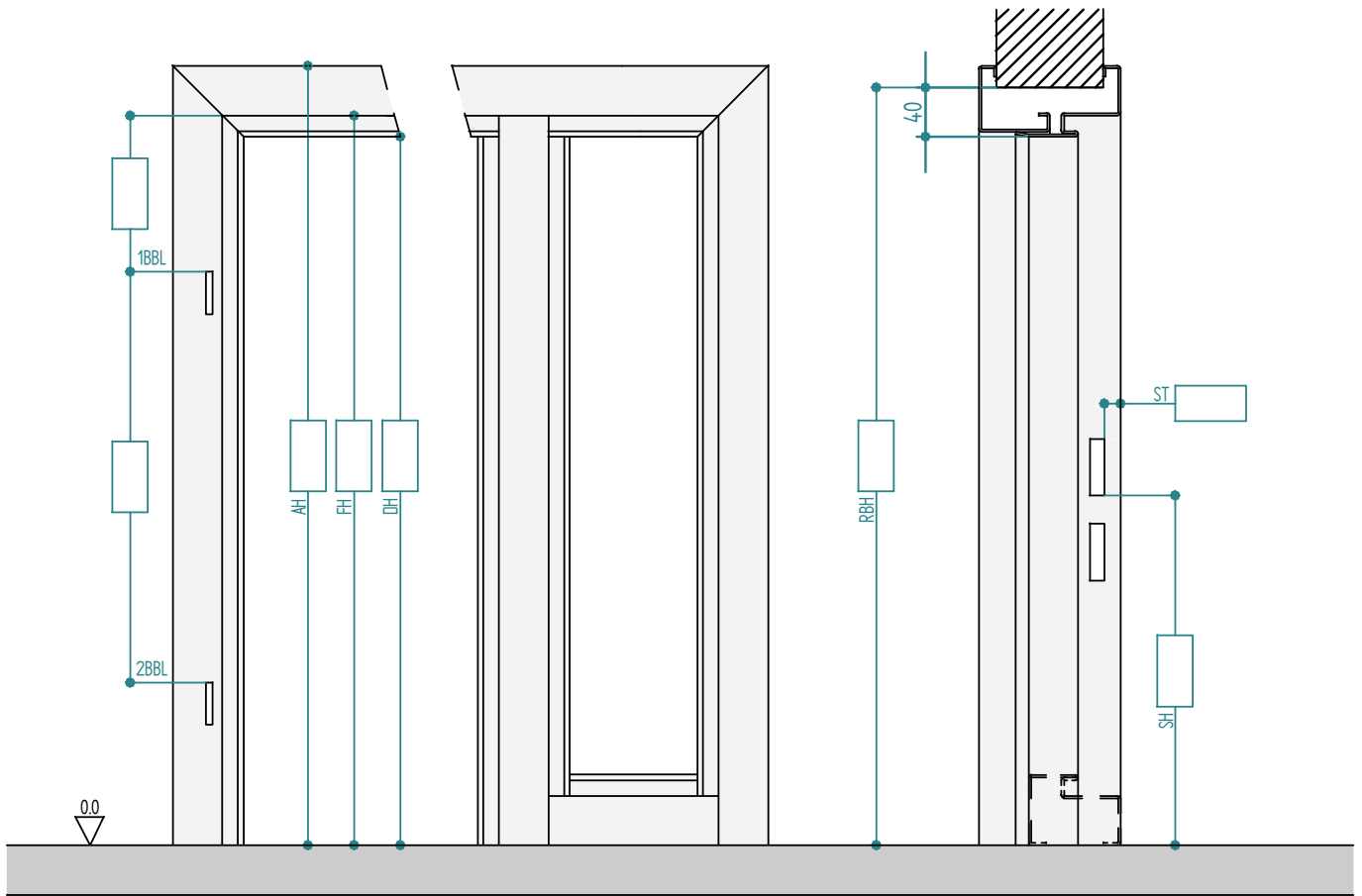


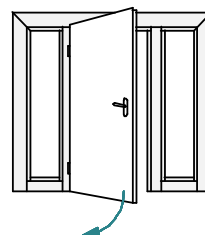
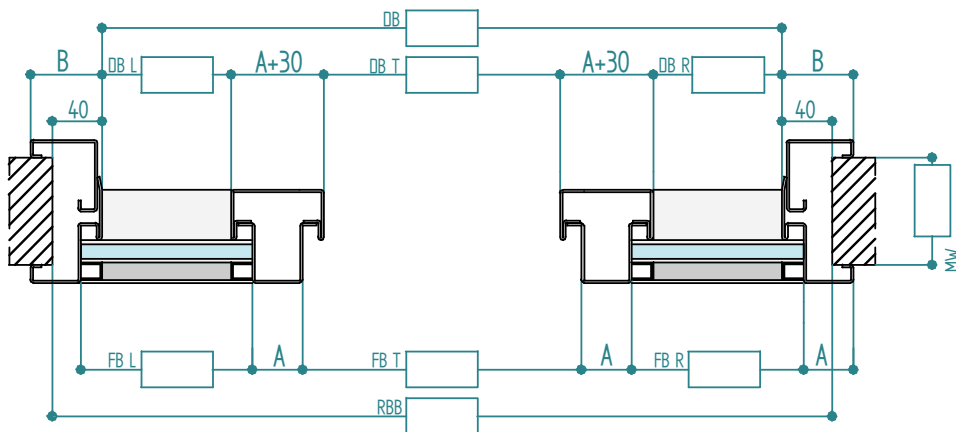
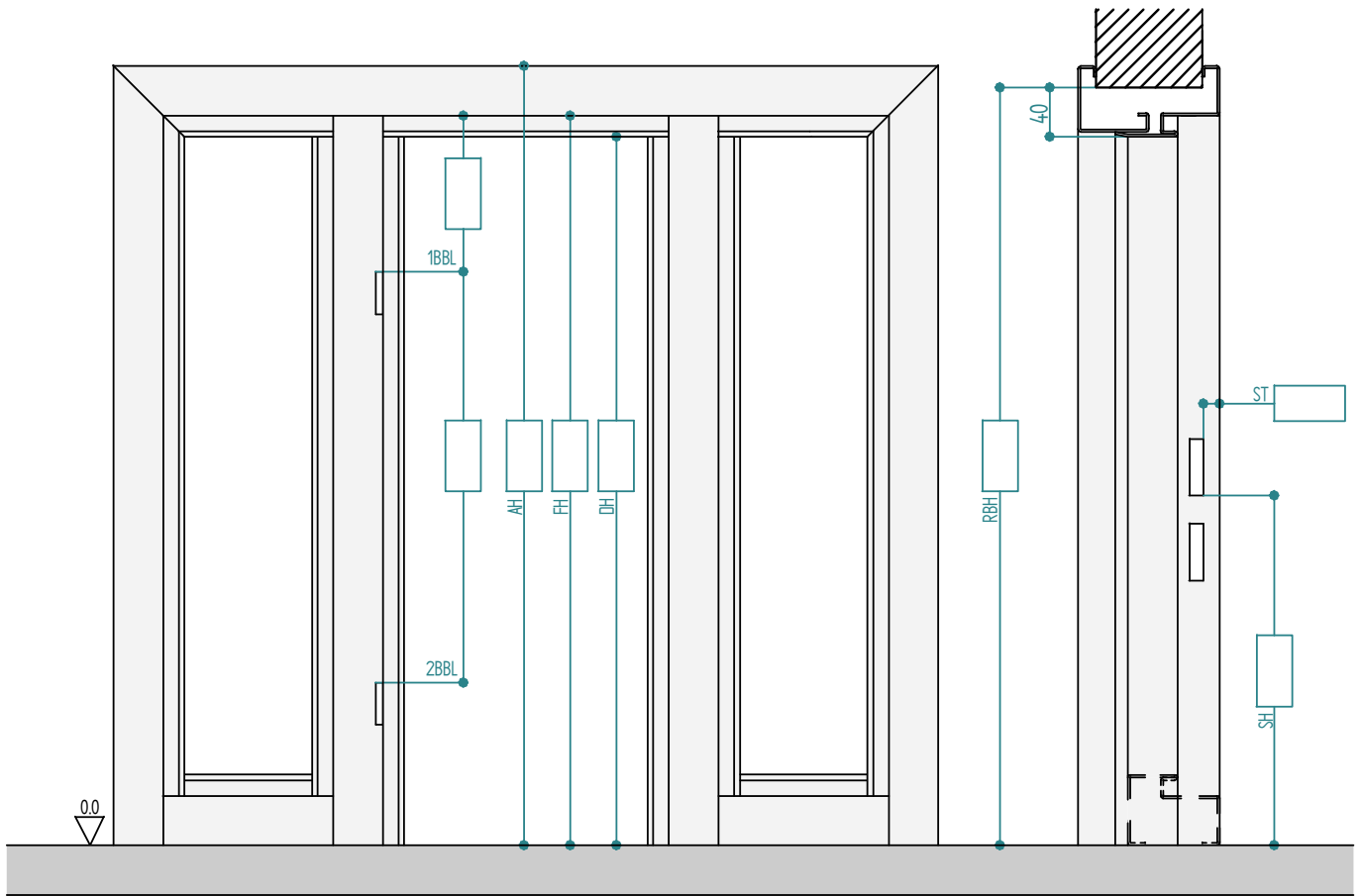




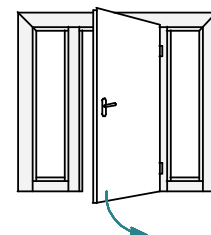




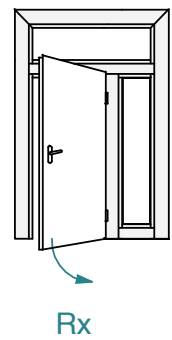
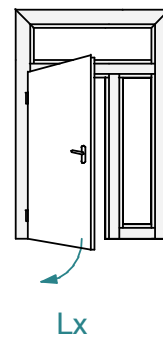
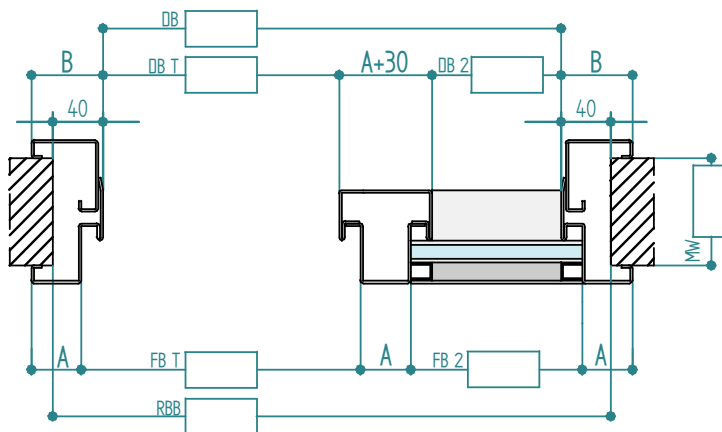
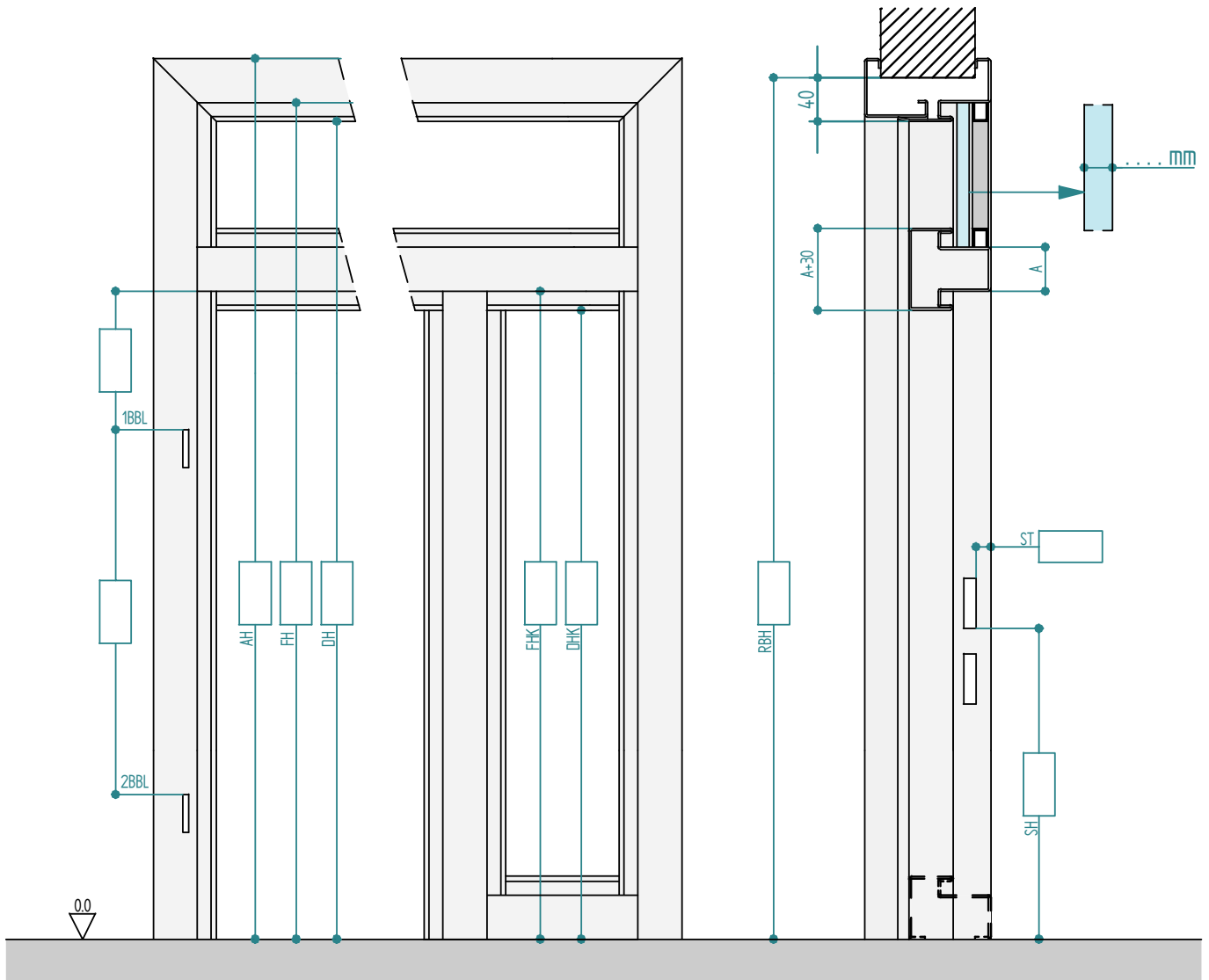


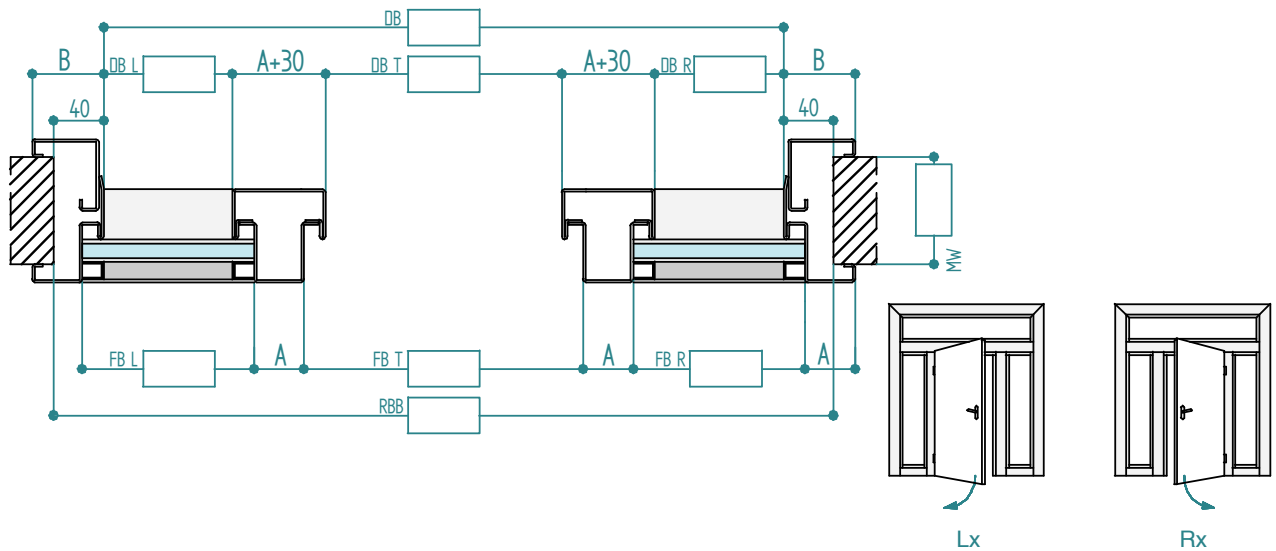
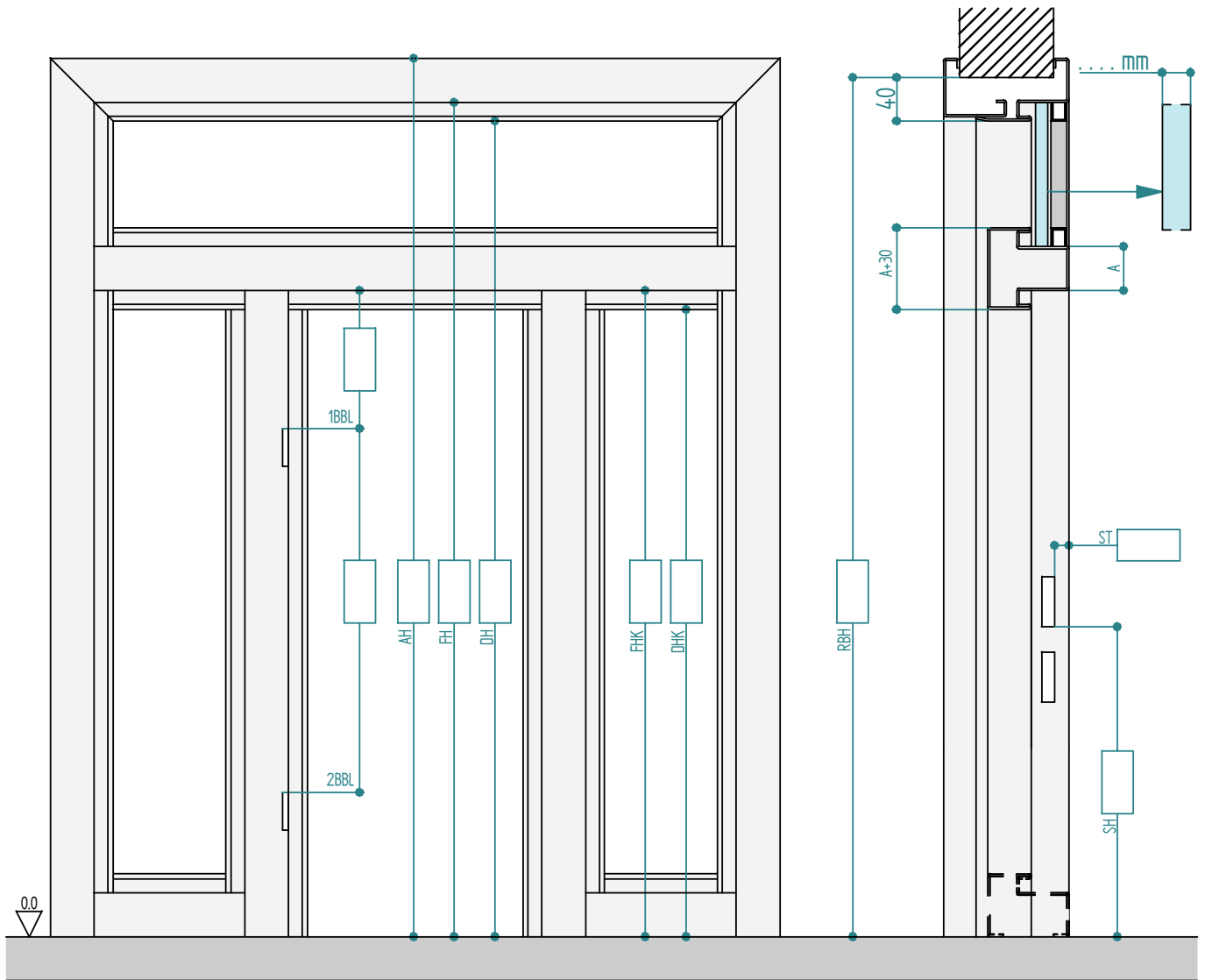


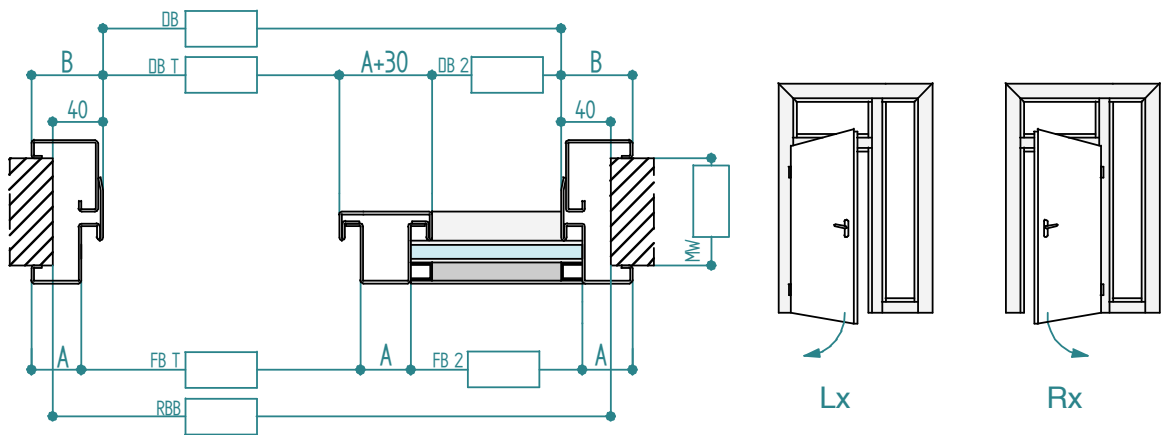
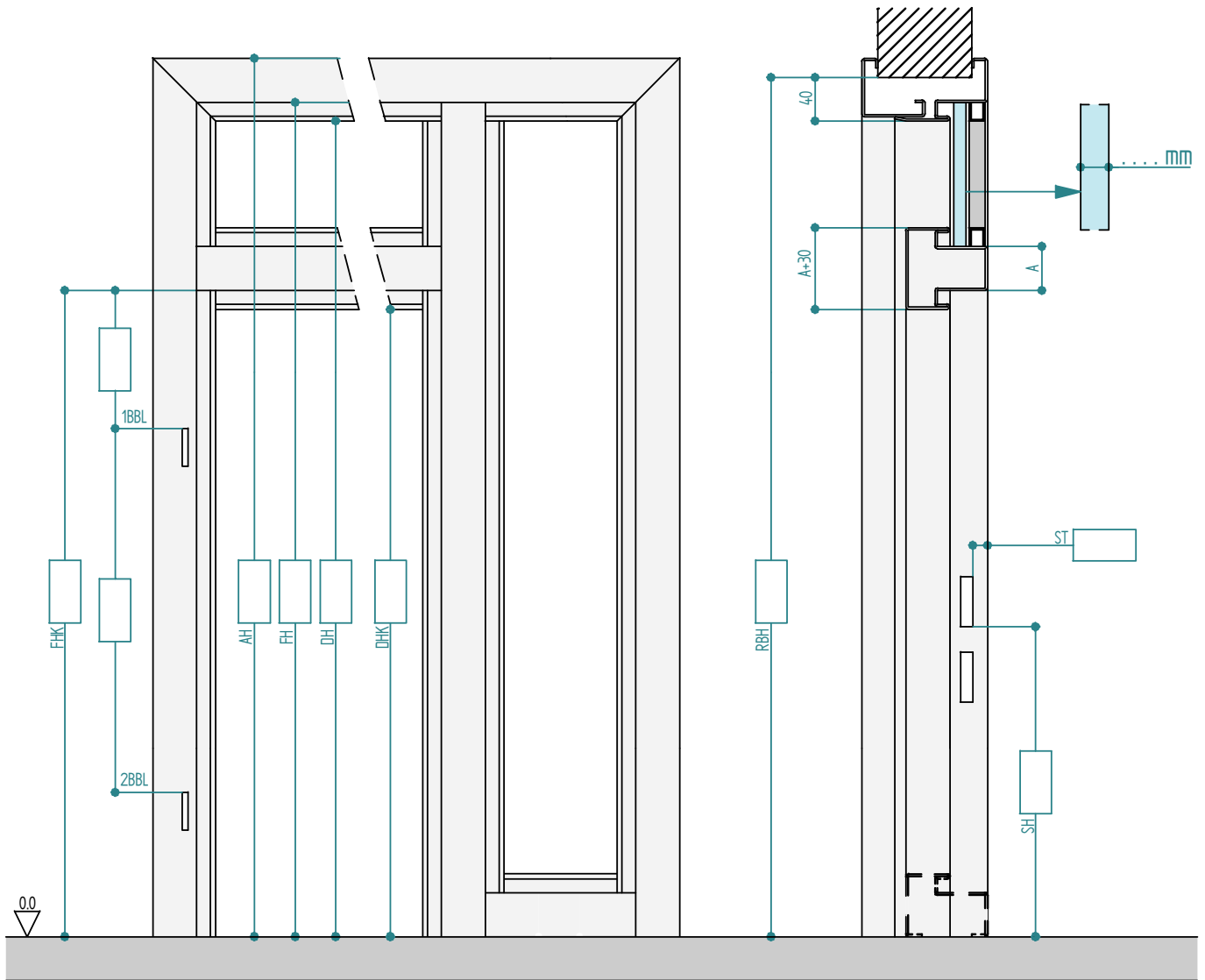
Lx

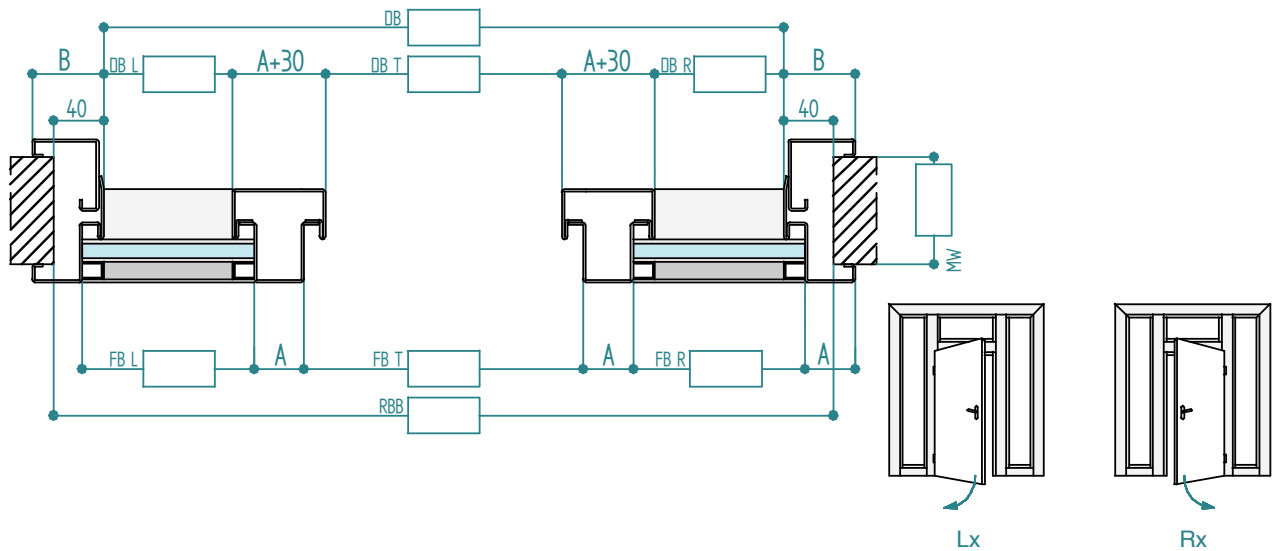
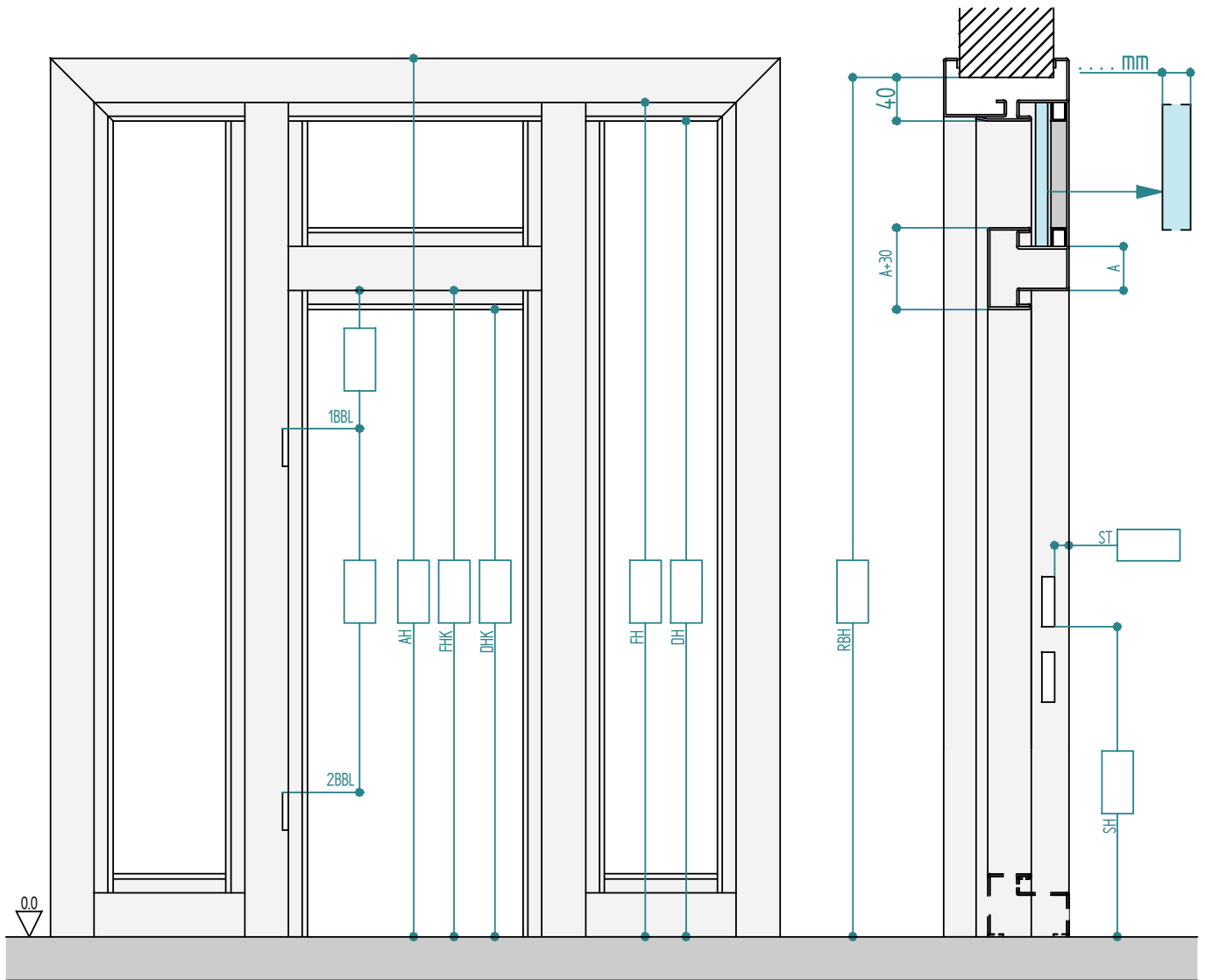


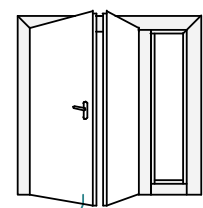
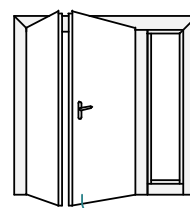
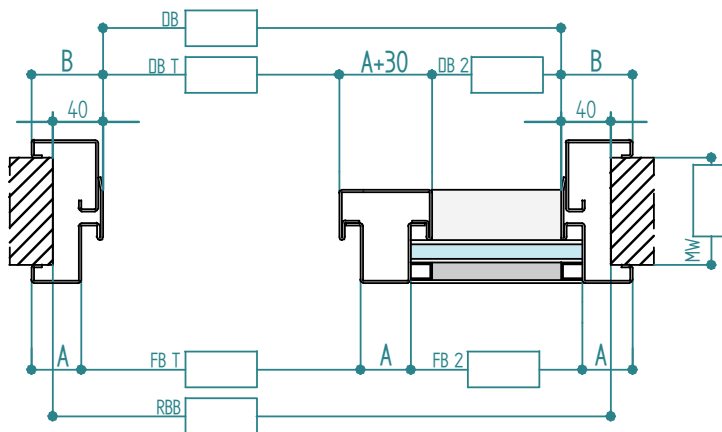
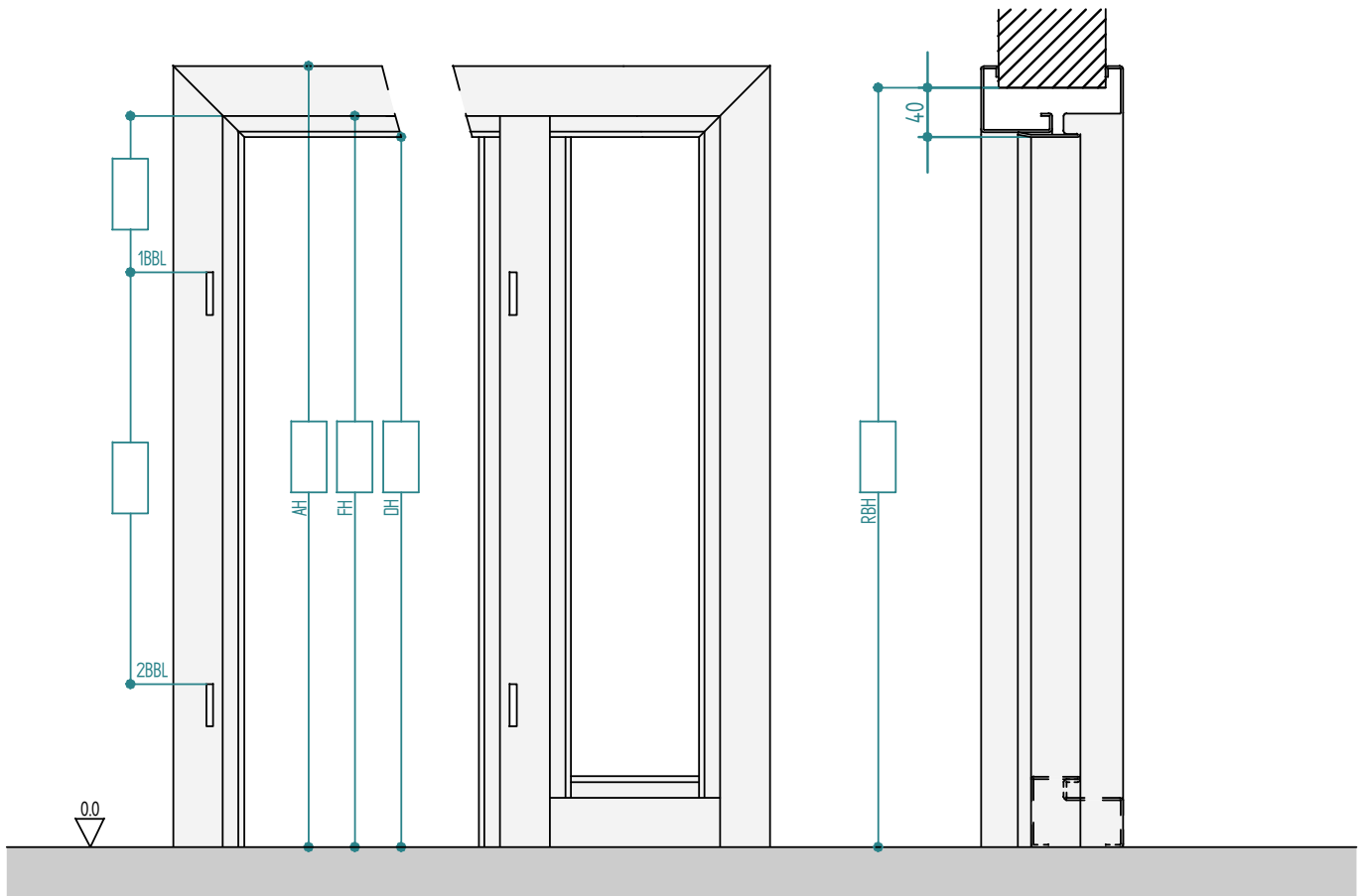
Rx





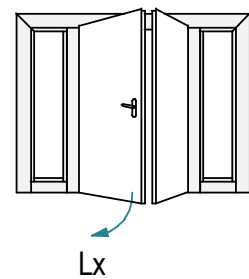
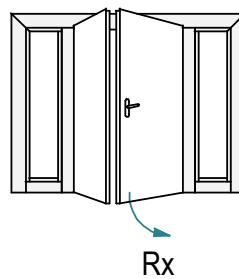
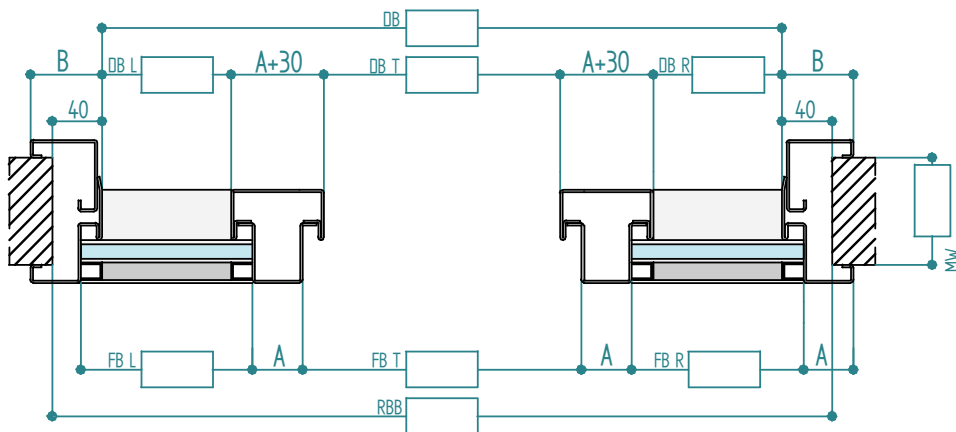
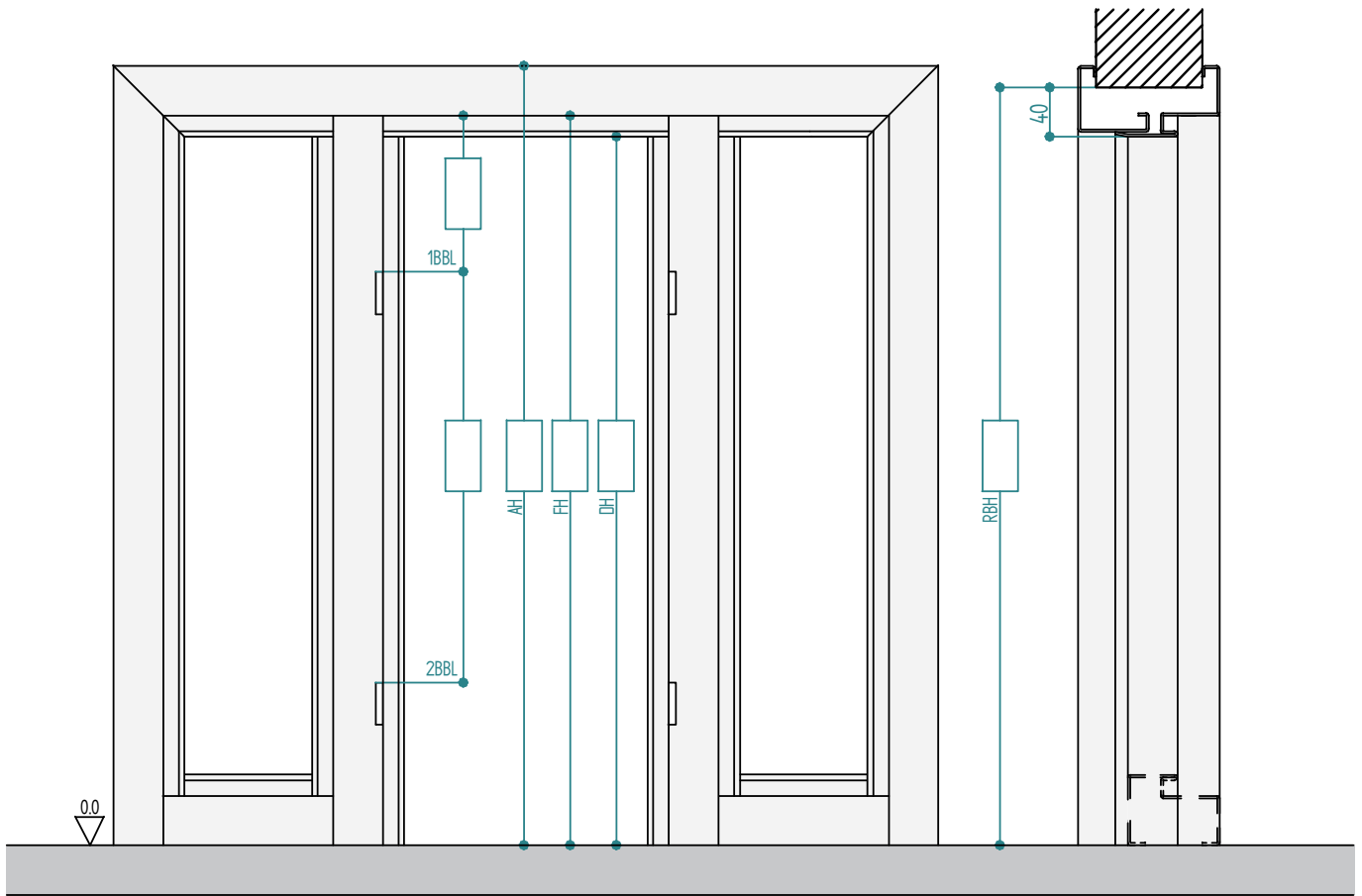


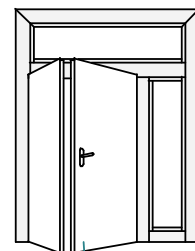
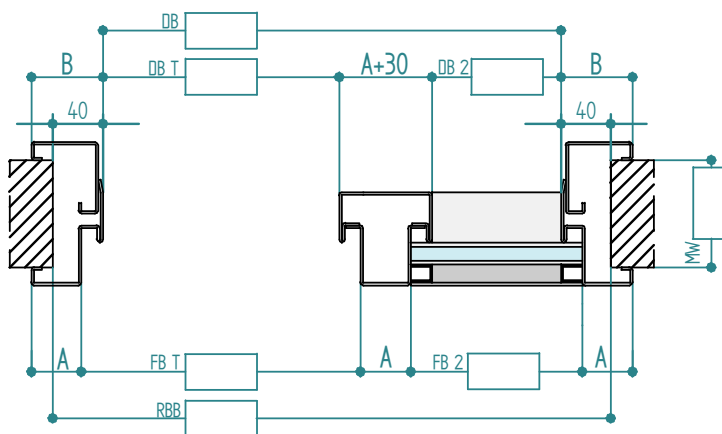
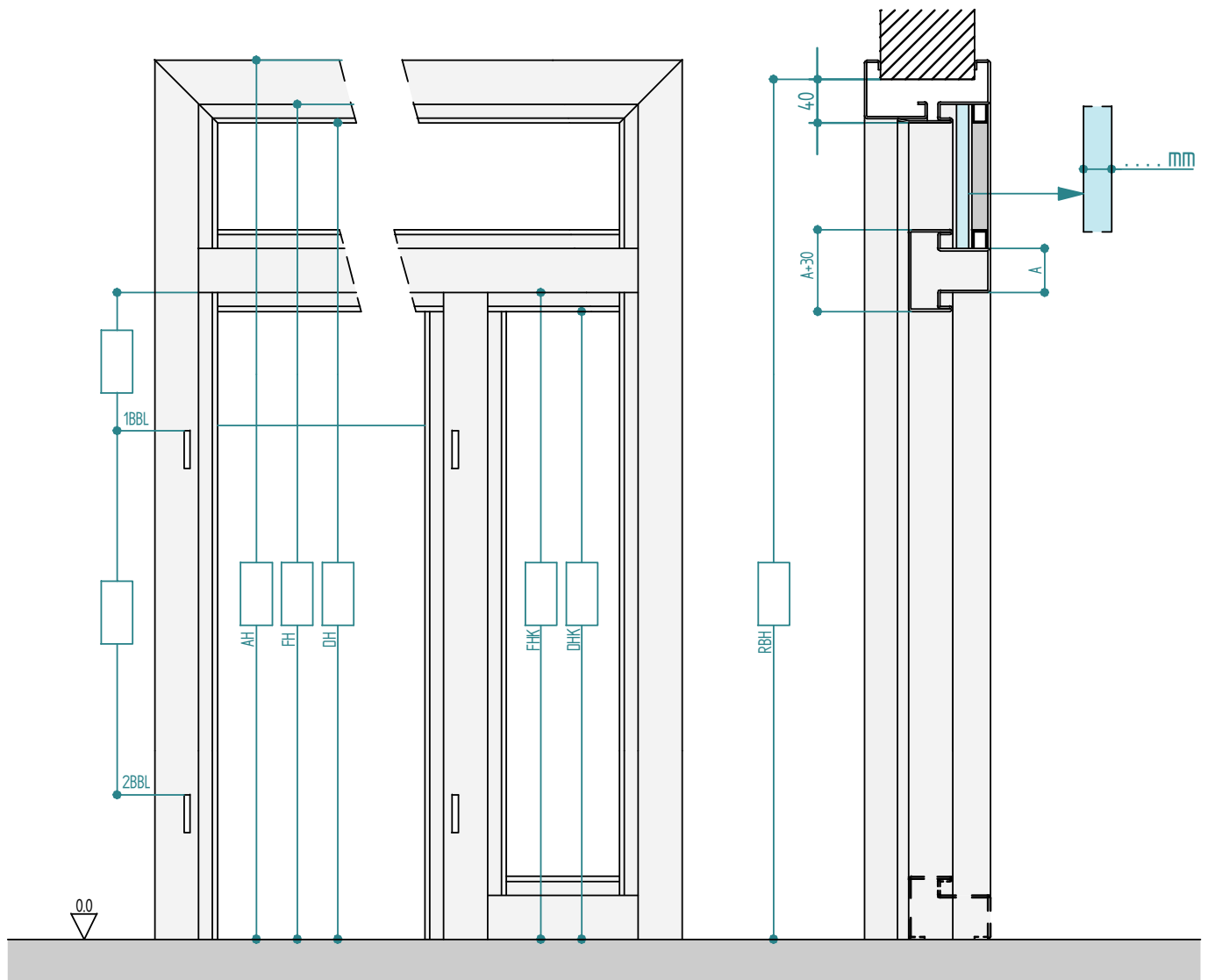




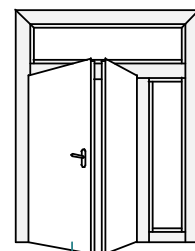
Rx

Lx

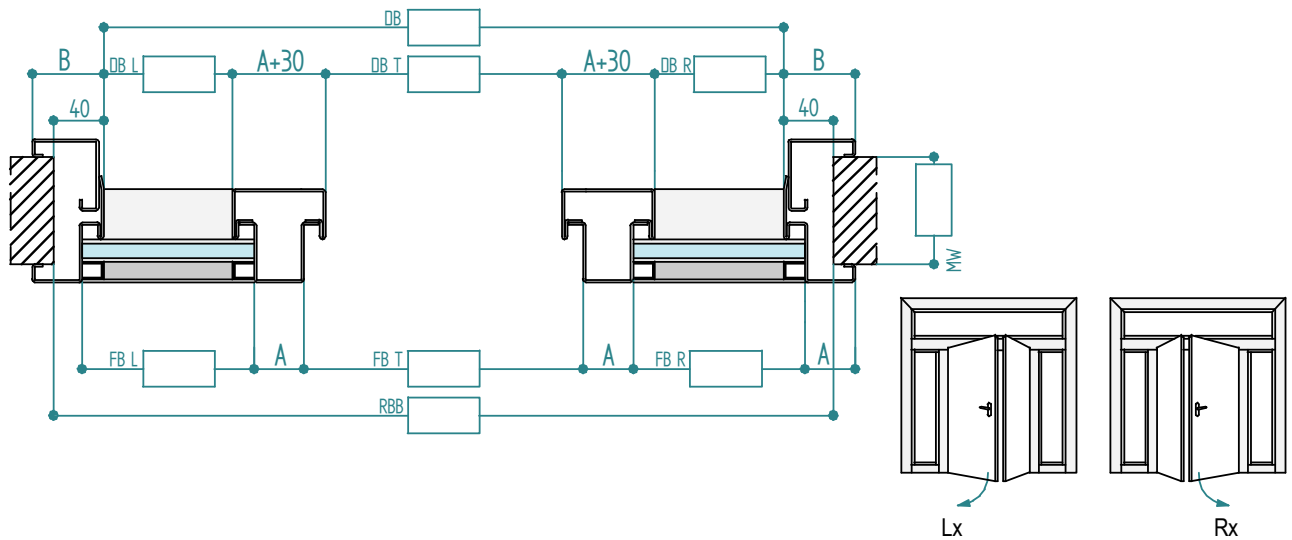
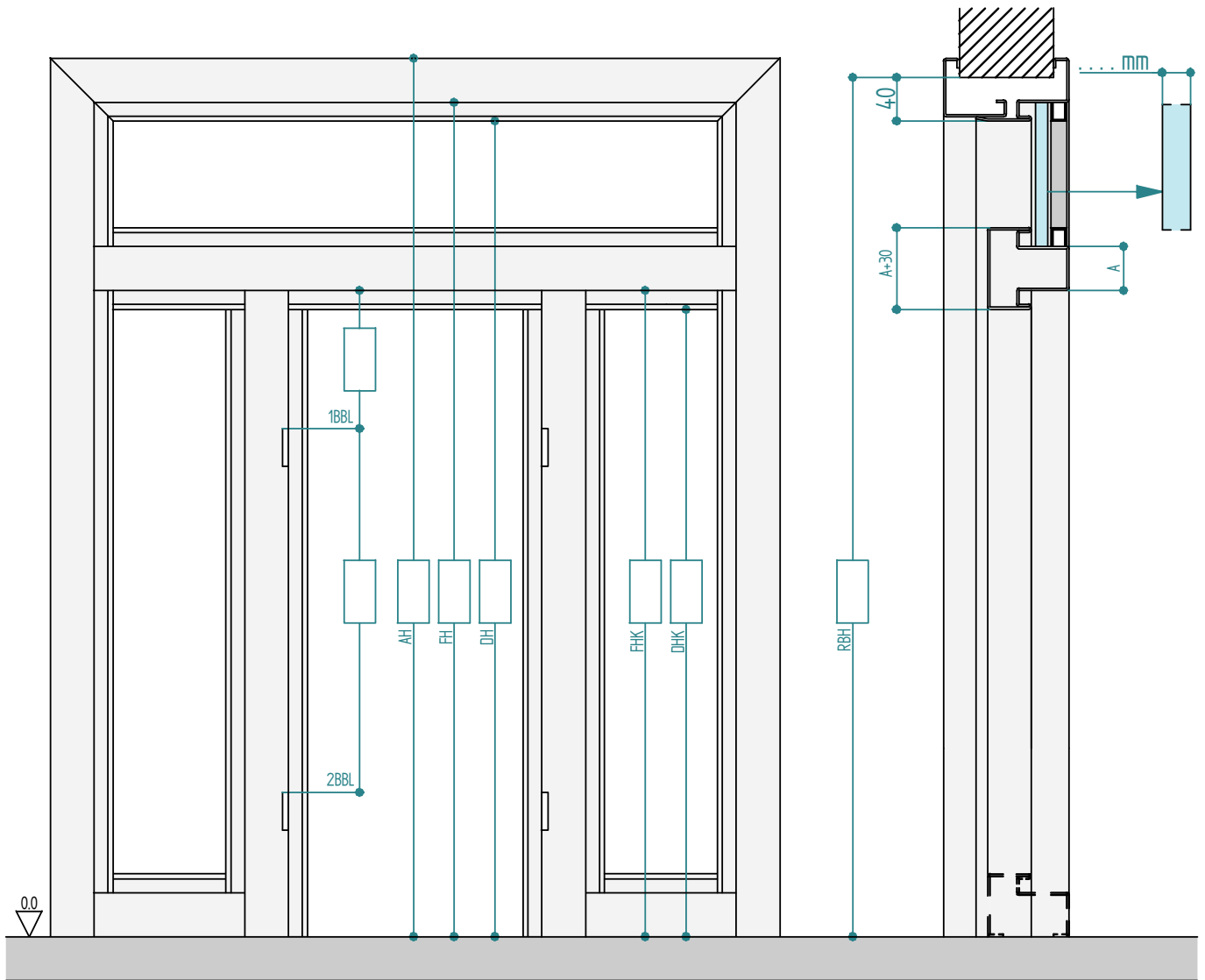


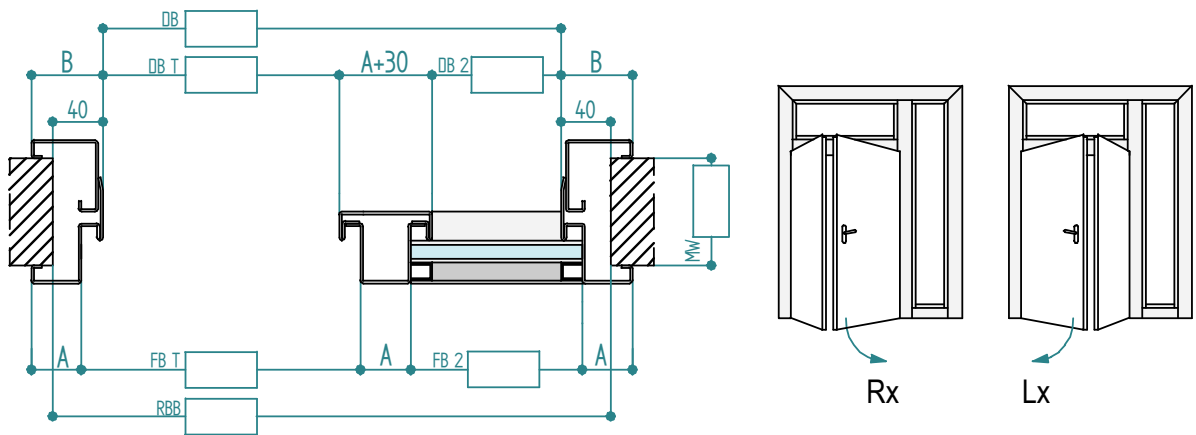
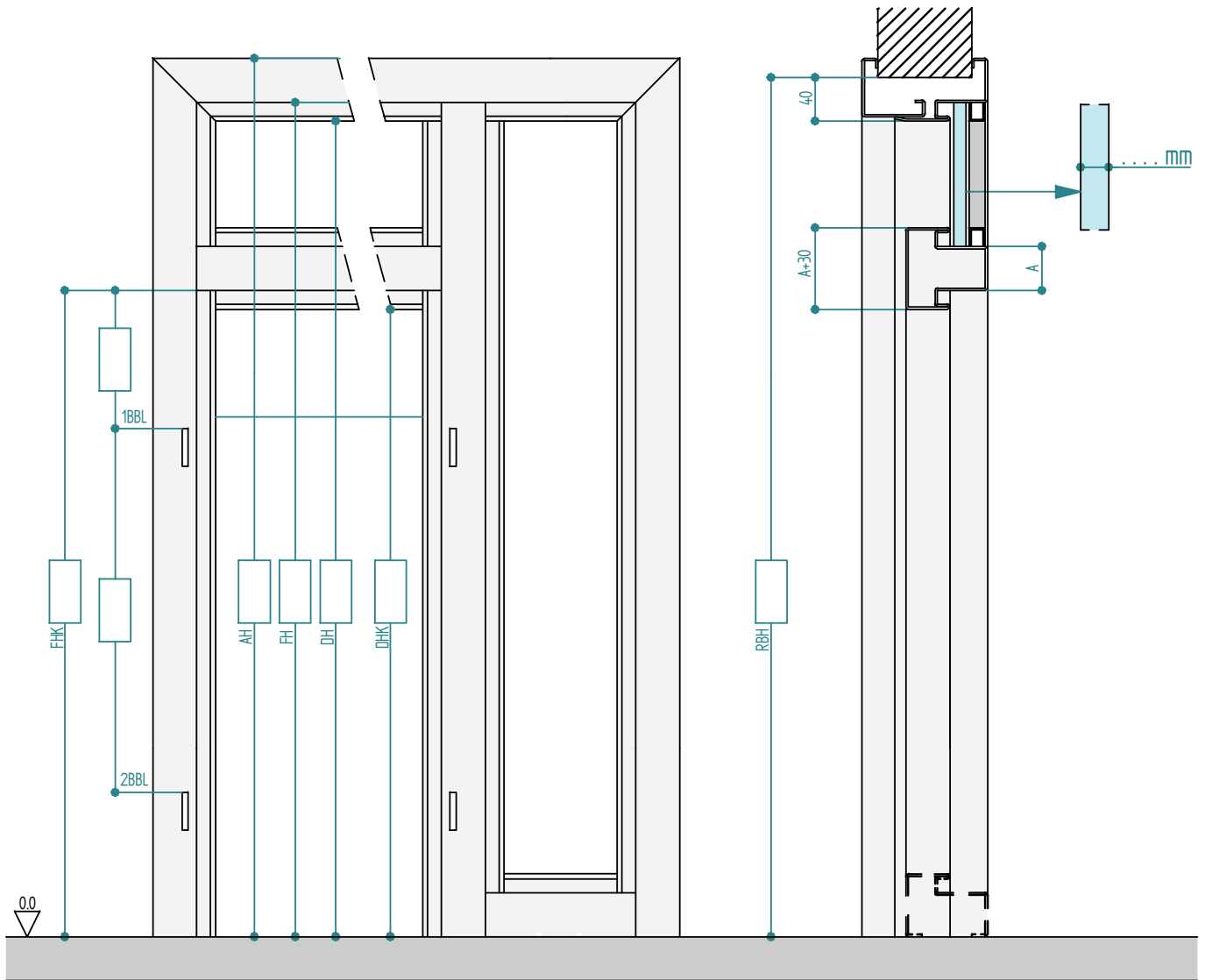


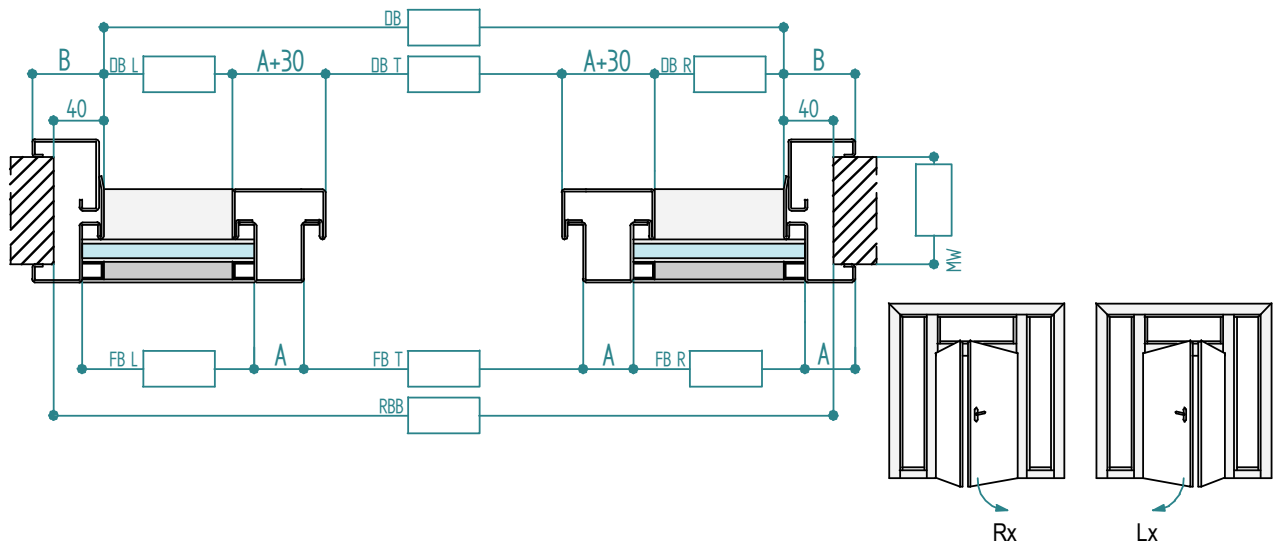
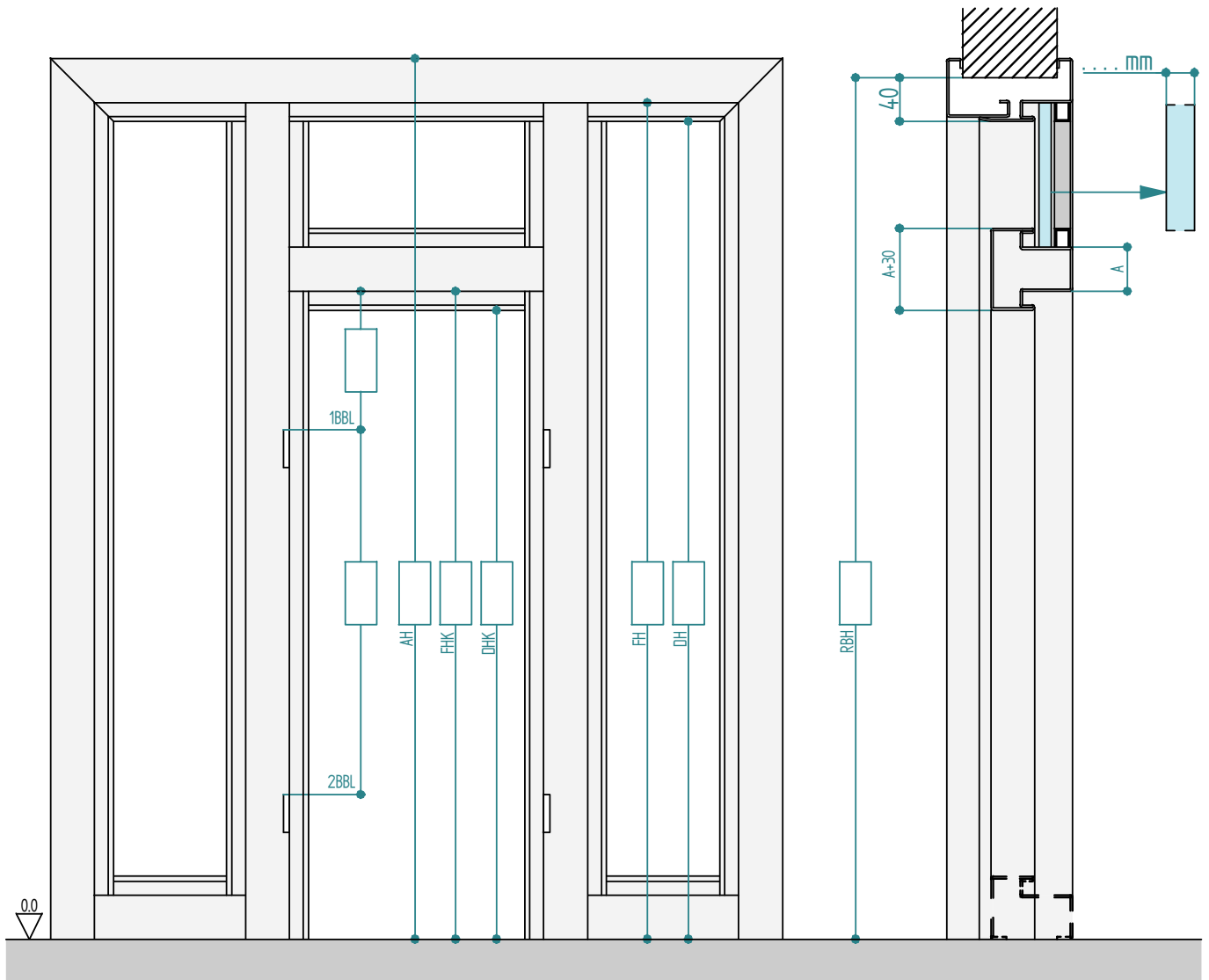
Rx

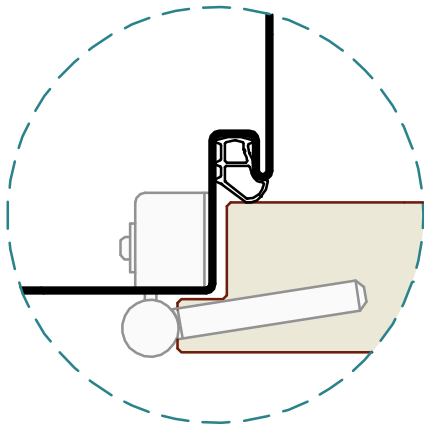


Lx

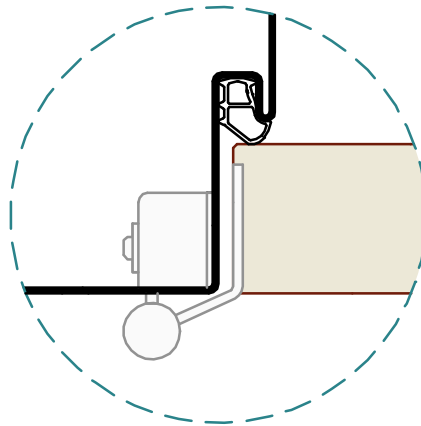




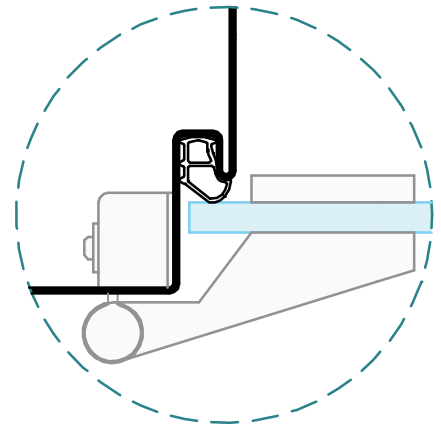




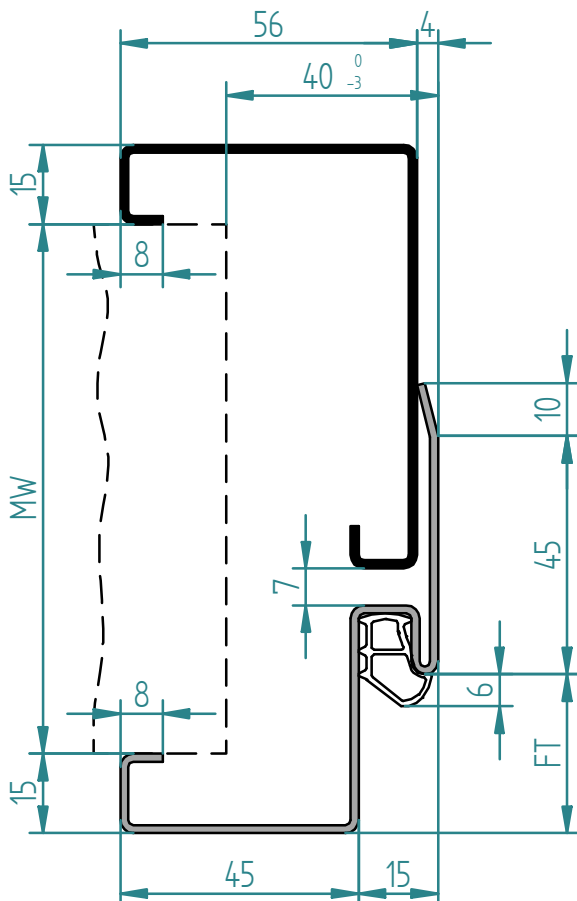
gefälztes Türblatt
 porta con battuta
 rebated door



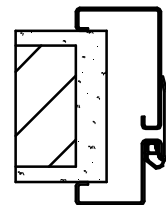
stumpfes Türblatt
 porta a filo senza battuta
 flush door



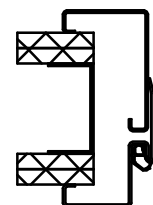
Ganzglastür
 porta in cristallo
 Glass door



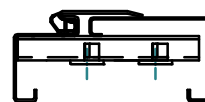
Montage auf fertiger Wand
 montaggio su parete finita
 fitting on finished wall



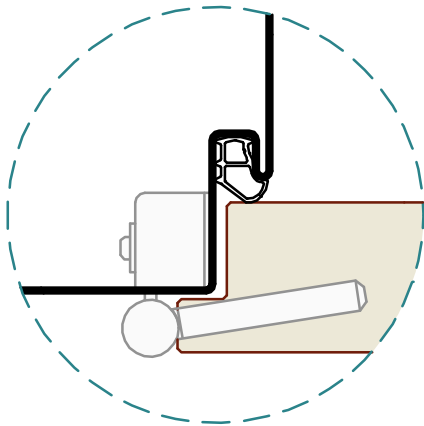
Montage auf Gipswand
 montaggio su parete
 in cartongesso
 fitting on stud/gypsum wall



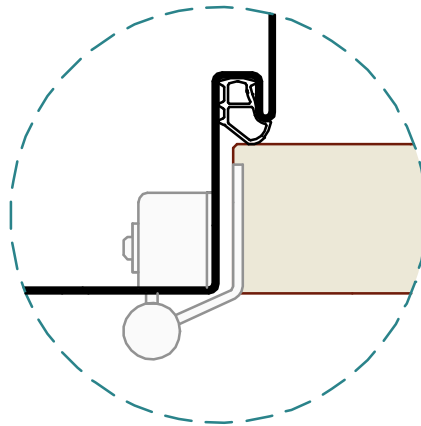
Befestigung Hutanker S2+TZ
 fissaggio staffa ad "U" S2+TZ
 fitting with "U" bracket S2+TZ



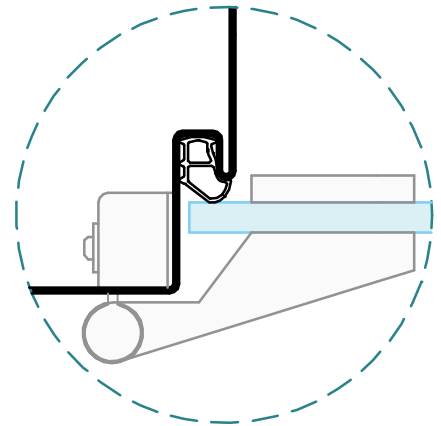
Befestigung Universalanker
 fissaggio staffa universale
 fitting with universal bracket



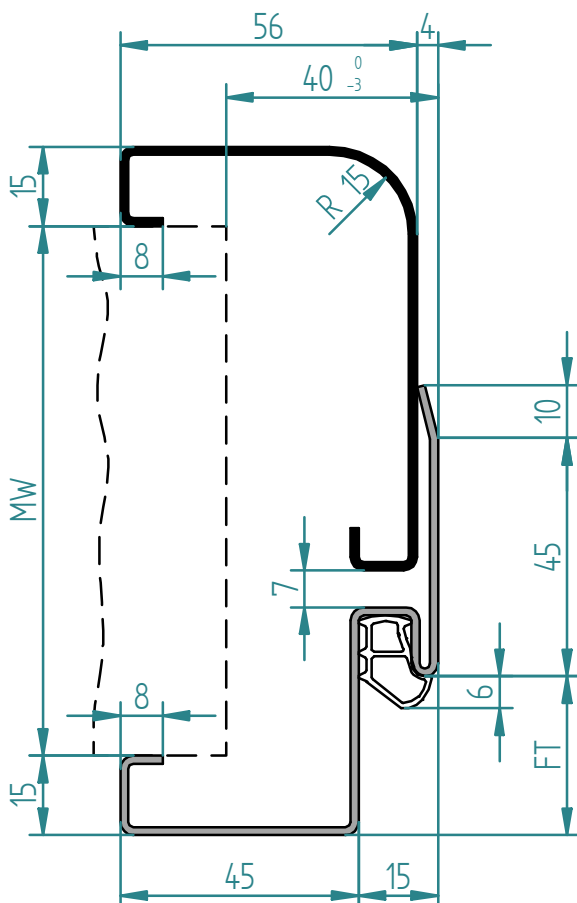
gefälztes Türblatt
 porta con battuta
 rebated door



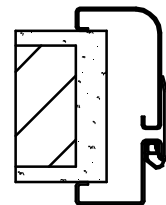
stumpfes Türblatt
 porta a filo senza battuta
 flush door



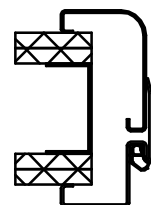
Ganzglastür
 porta in cristallo
 Glass door



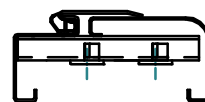
Montage auf fertiger Wand
 montaggio su parete finita
 fitting on finished wall



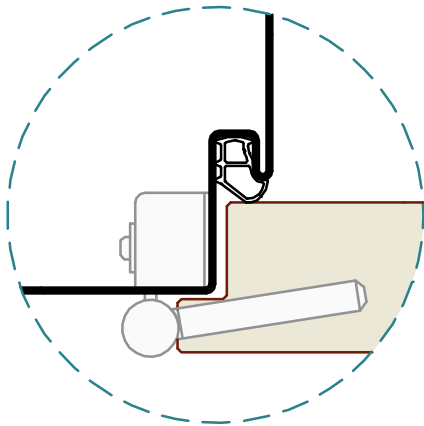
Montage auf Gipswand
 montaggio su parete
 in cartongesso
 fitting on stud/gypsum wall



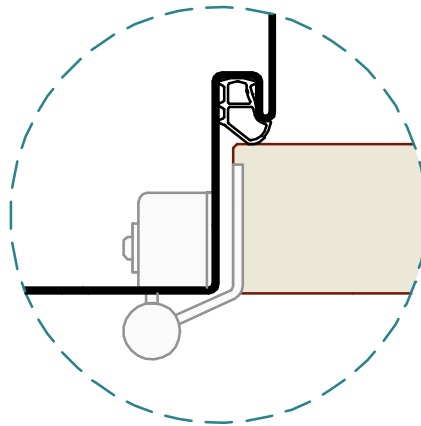
Befestigung Hutanker S2+TZ
 fissaggio staffa ad "U" S2+TZ
 fitting with "U" bracket S2+TZ



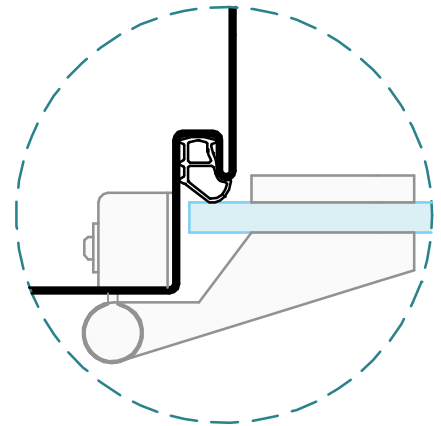
Befestigung Universalanker
 fissaggio staffa universale
 fitting with universal bracket



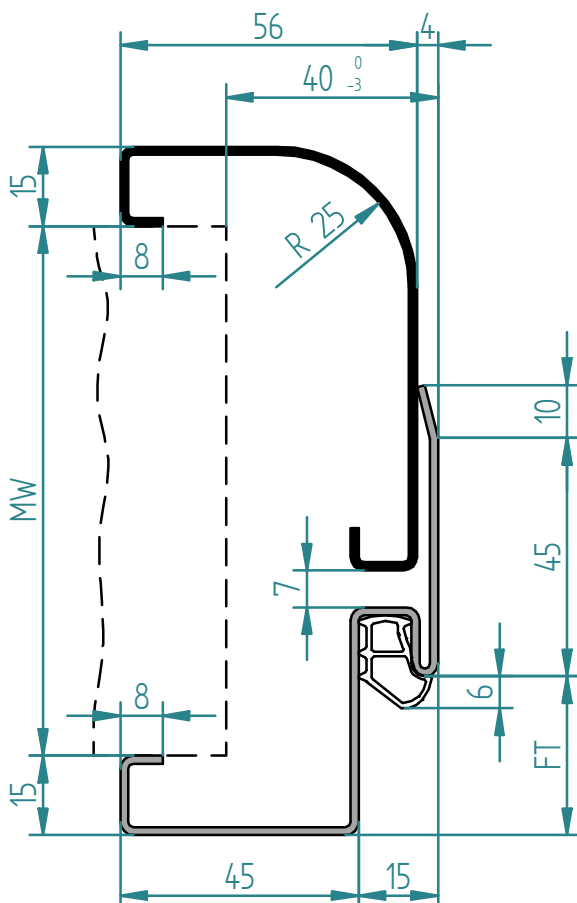
gefälztes Türblatt
 porta con battuta
 rebated door



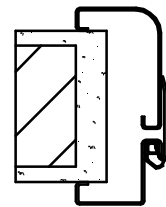
stumpfes Türblatt
 porta a filo senza battuta
 flush door



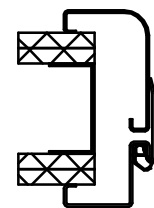
Ganzglastür
 porta in cristallo
 Glass door



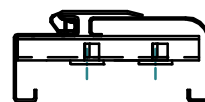
Montage auf fertiger Wand
 montaggio su parete finita
 fitting on finished wall



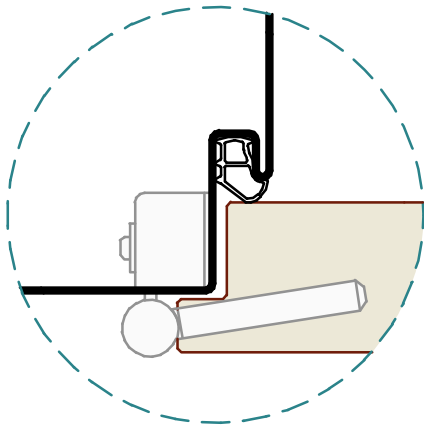
Montage auf Gipswand
 montaggio su parete
 in cartongesso
 fitting on stud/gypsum wall



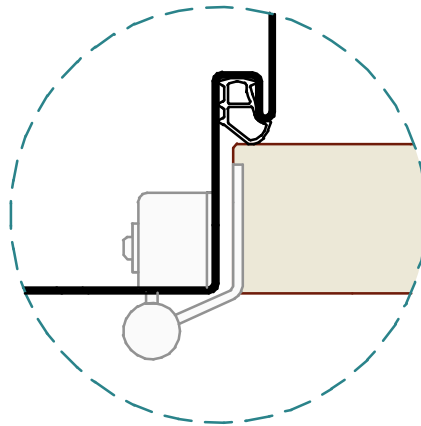
Befestigung Hutanker S2+TZ
 fissaggio staffa ad "U" S2+TZ
 fitting with "U" bracket S2+TZ



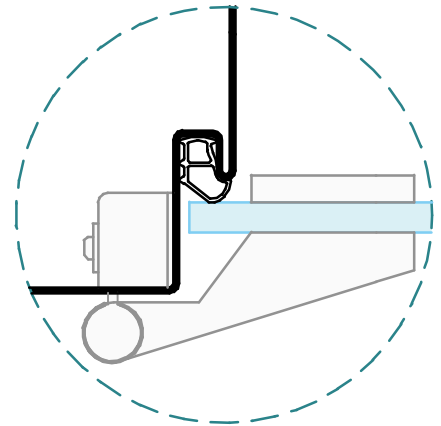
Befestigung Universalanker
 fissaggio staffa universale
 fitting with universal bracket



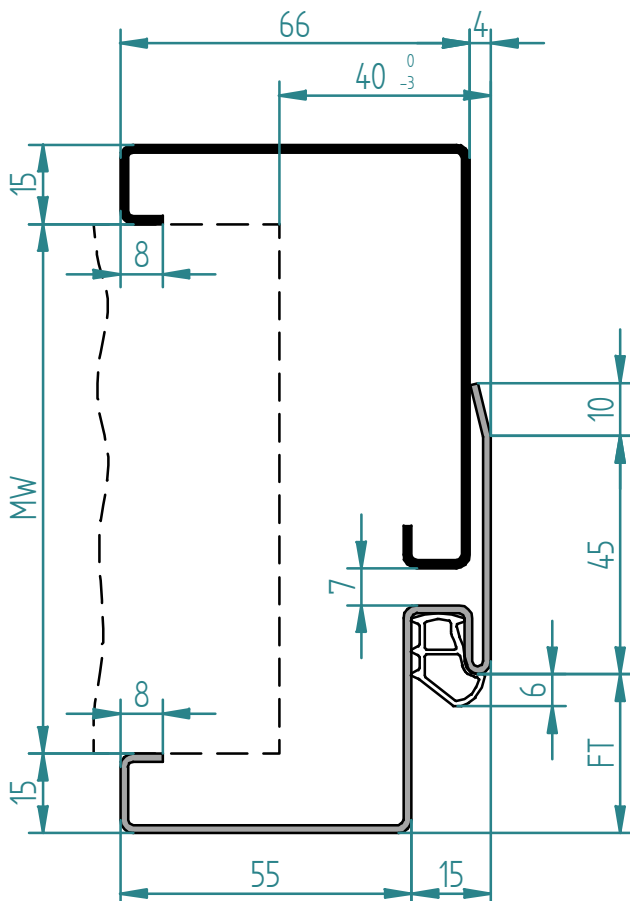
gefälztes Türblatt
 porta con battuta
 rebated door



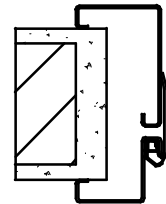
stumpfes Türblatt
 porta a filo senza battuta
 flush door



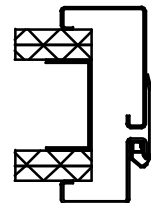
Ganzglastür
 porta in cristallo
 Glass door



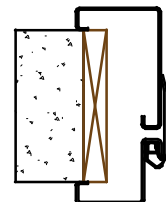
Montage auf fertiger Wand
 montaggio su parete finita
 fitting on finished wall



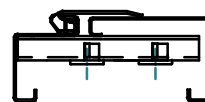
Montage auf Gipswand
 montaggio su parete
 in cartongesso
 fitting on stud/gypsum wall



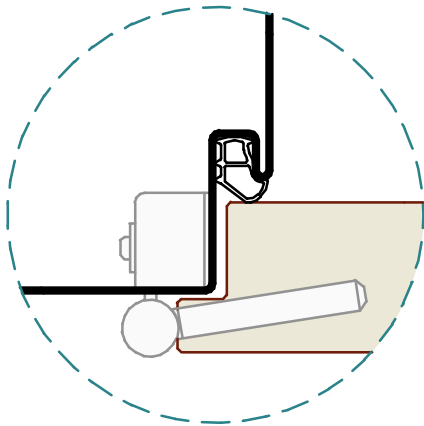
Montage auf Holzblindrahmen
 montaggio su falso telaio
 fitting on wooden subframe



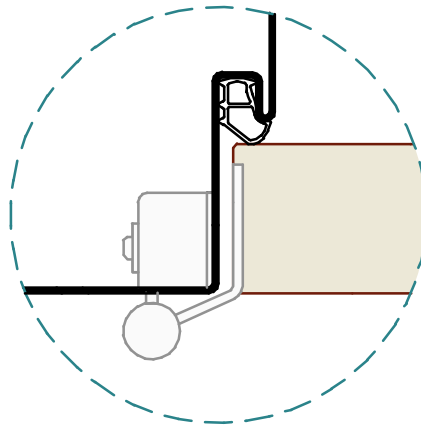
Befestigung Hutanker S2+TZ
 fissaggio staffa ad "U" S2+TZ
 fitting with "U" bracket S2+TZ



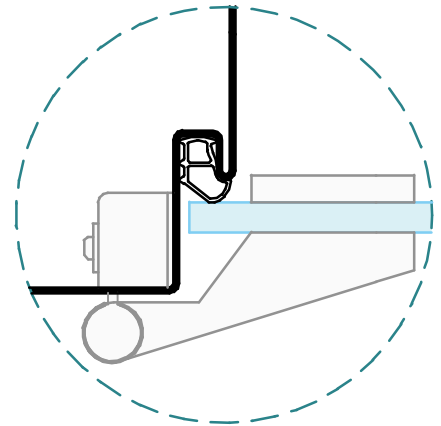
Befestigung Universalanker
 fissaggio staffa universale
 fitting with universal bracket



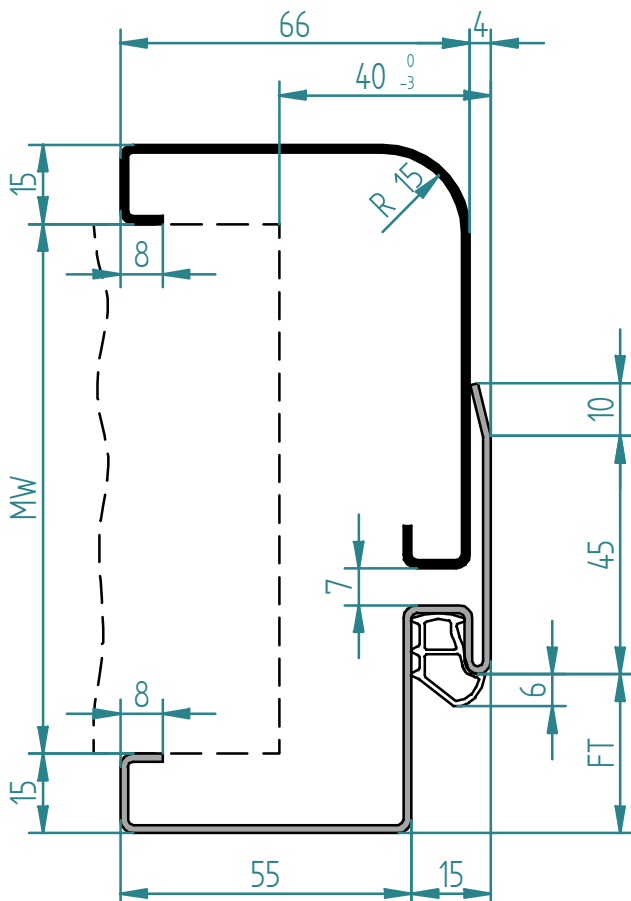
gefälztes Türblatt
 porta con battuta
 rebated door



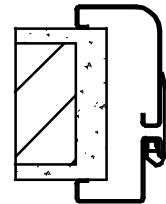
stumpfes Türblatt
 porta a filo senza battuta
 flush door



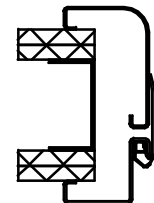
Ganzglastür
 porta in cristallo
 Glass door



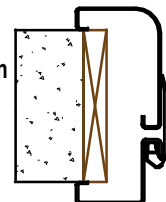
Montage auf fertiger Wand
 montaggio su parete finita
 fitting on finished wall



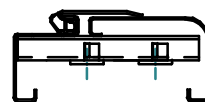
Montage auf Gipswand
 montaggio su parete
 in cartongesso
 fitting on stud/gypsum wall



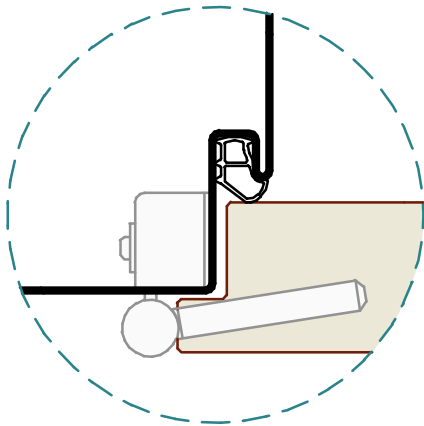
Montage auf Holzblindrahmen
 montaggio su falso telaio
 fitting on wooden subframe



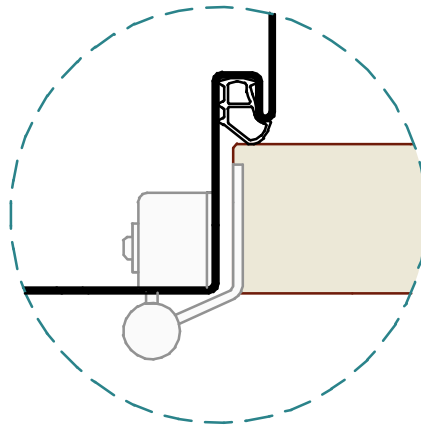
Befestigung Hutanker S2+TZ
 fissaggio staffa ad "U" S2+TZ
 fitting with "U" bracket S2+TZ



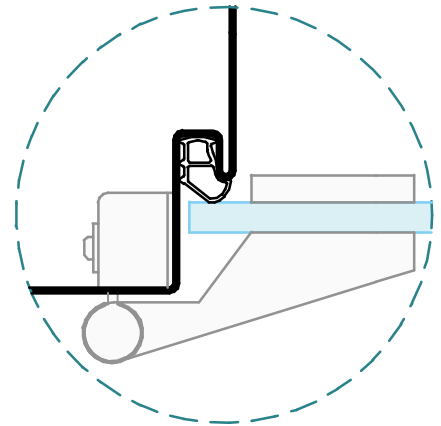
Befestigung Universalanker
 fissaggio staffa universale
 fitting with universal bracket



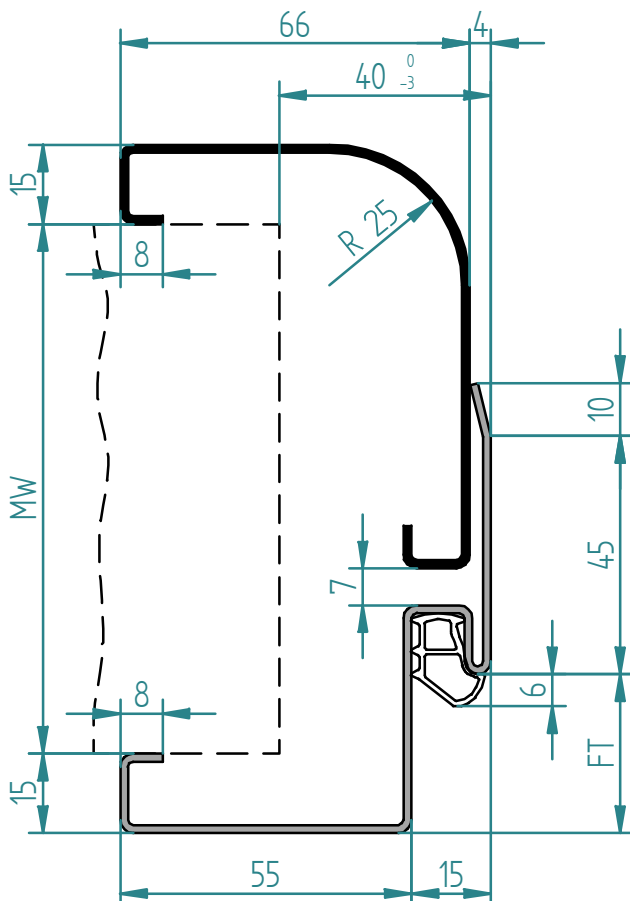
gefälztes Türblatt
 porta con battuta
 rebated door



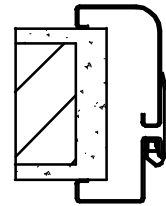
stumpfes Türblatt
 porta a filo senza battuta
 flush door



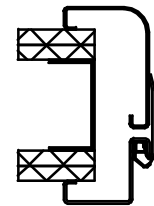
Ganzglastür
 porta in cristallo
 Glass door



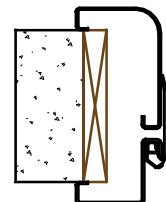
Montage auf fertiger Wand
 montaggio su parete finita
 fitting on finished wall



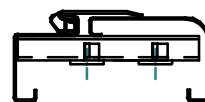
Montage auf Gipswand
 montaggio su parete
 in cartongesso
 fitting on stud/gypsum wall



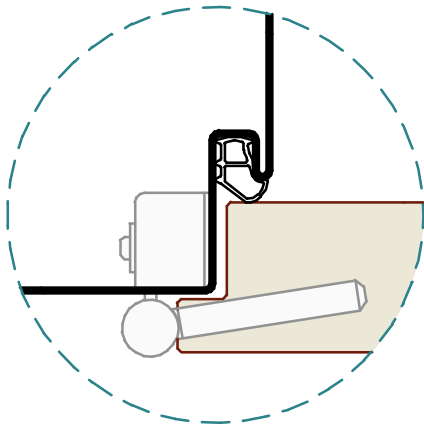
Montage auf Holzblindrahmen
 montaggio su falso telaio
 fitting on wooden subframe



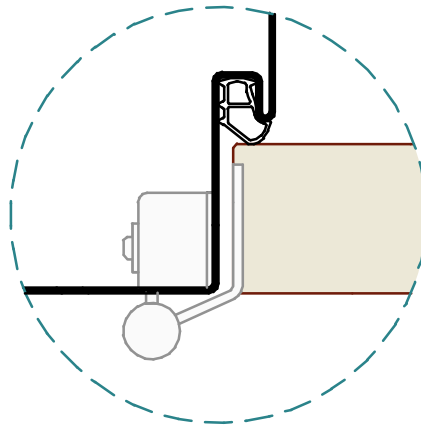
Befestigung Hutanker S2+TZ
 fissaggio staffa ad "U" S2+TZ
 fitting with "U" bracket S2+TZ



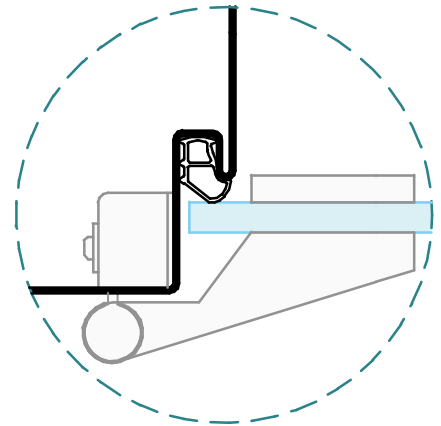
Befestigung Universalanker
 fissaggio staffa universale
 fitting with universal bracket



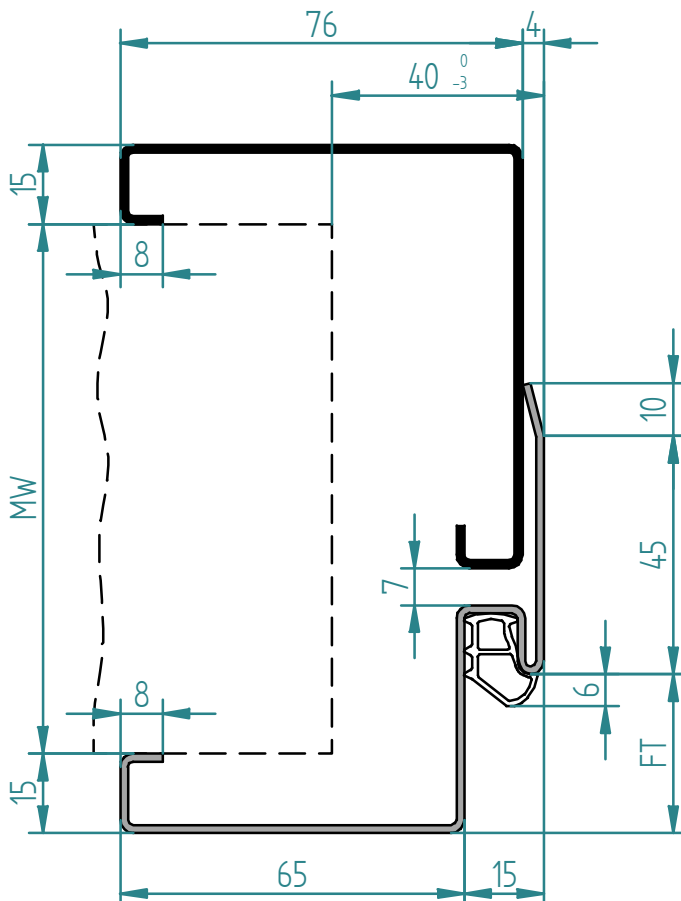
gefälztes Türblatt
 porta con battuta
 rebated door



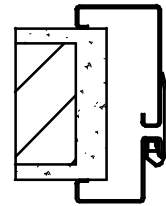
stumpfes Türblatt
 porta a filo senza battuta
 flush door



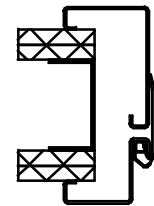
Ganzglastür
 porta in cristallo
 Glass door



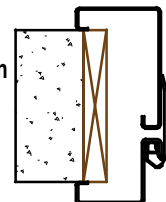
Montage auf fertiger Wand
 montaggio su parete finita
 fitting on finished wall



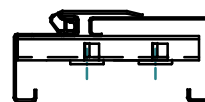
Montage auf Gipswand
 montaggio su parete
 in cartongesso
 fitting on stud/gypsum wall



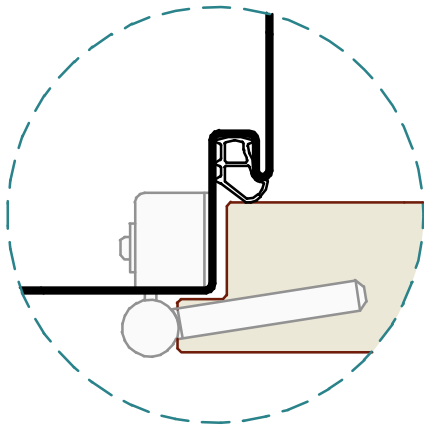
Montage auf Holzblindrahmen
 montaggio su falso telaio
 fitting on wooden subframe



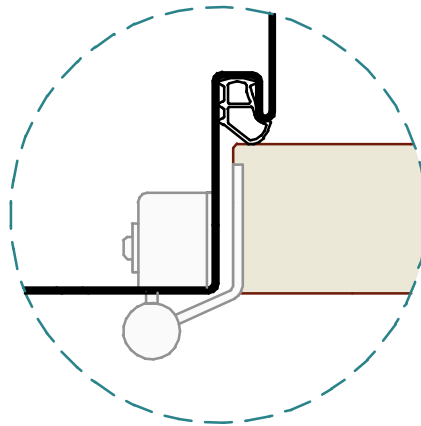
Befestigung Hutanker S2+TZ
 fissaggio staffa ad "U" S2+TZ
 fitting with "U" bracket S2+TZ



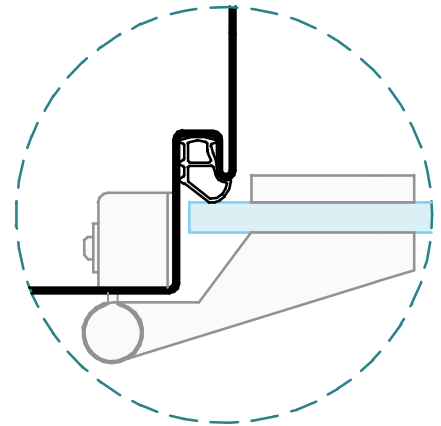
Befestigung Universalanker
 fissaggio staffa universale
 fitting with universal bracket



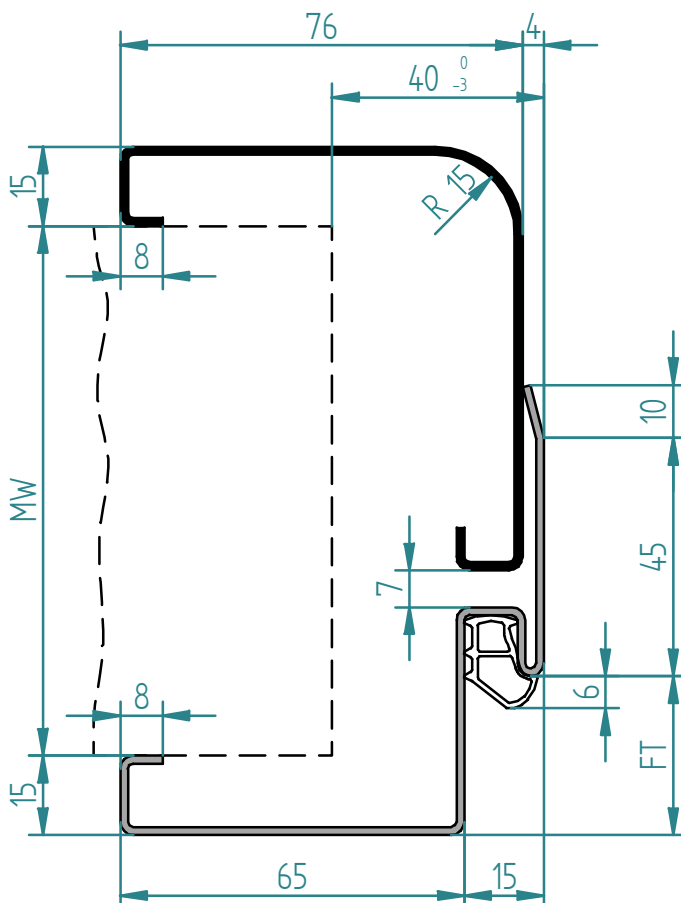
gefälztes Türblatt
 porta con battuta
 rebated door



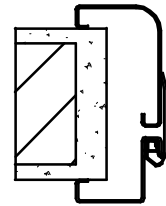
stumpfes Türblatt
 porta a filo senza battuta
 flush door



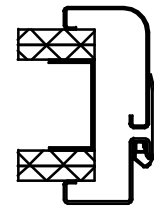
Ganzglastür
 porta in cristallo
 Glass door



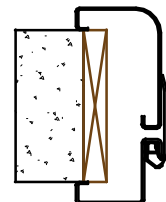
Montage auf fertiger Wand
 montaggio su parete finita
 fitting on finished wall



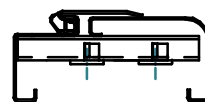
Montage auf Gipswand
 montaggio su parete
 in cartongesso
 fitting on stud/gypsum wall



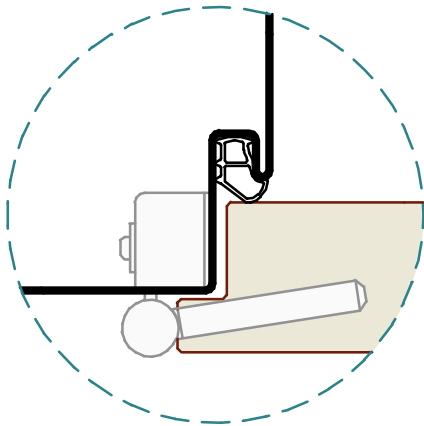
Montage auf Holzblindrahmen
 montaggio su falso telaio
 fitting on wooden subframe



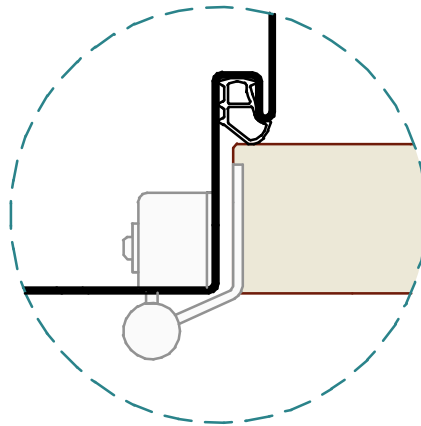
Befestigung Hutanker S2+TZ
 fissaggio staffa ad "U" S2+TZ
 fitting with "U" bracket S2+TZ



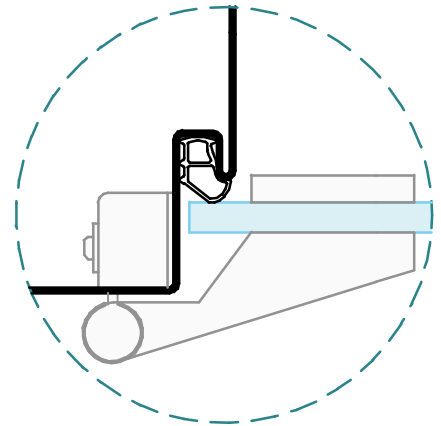
Befestigung Universalanker
 fissaggio staffa universale
 fitting with universal bracket



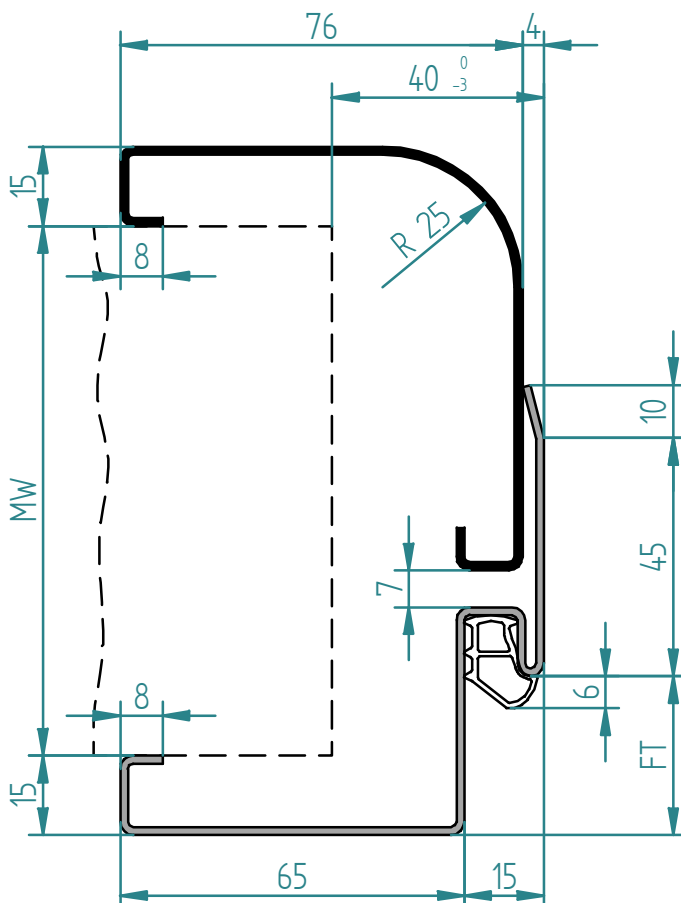
gefälztes Türblatt
 porta con battuta
 rebated door



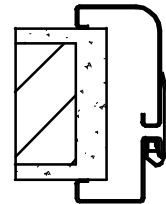
stumpfes Türblatt
 porta a filo senza battuta
 flush door



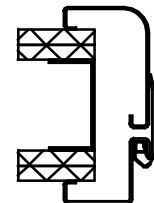
Ganzglastür
 porta in cristallo
 Glass door



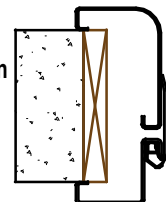
Montage auf fertiger Wand
 montaggio su parete finita
 fitting on finished wall



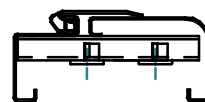
Montage auf Gipswand
 montaggio su parete
 in cartongesso
 fitting on stud/gypsum wall



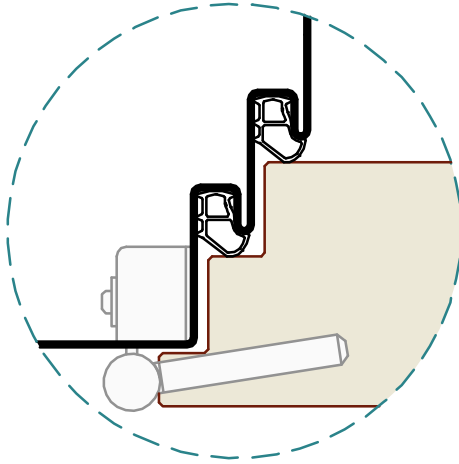
Montage auf Holzblindrahmen
 montaggio su falso telaio
 fitting on wooden subframe



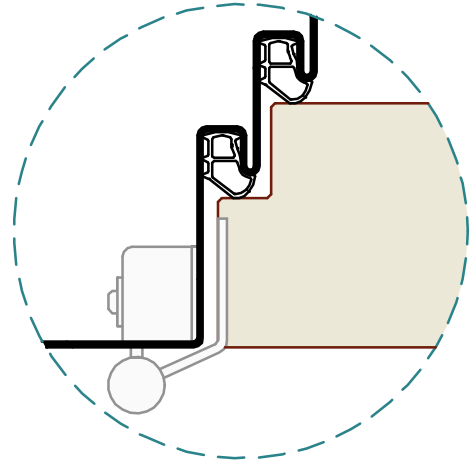
Befestigung Hutanker S2+TZ
 fissaggio staffa ad "U" S2+TZ
 fitting with "U" bracket S2+TZ



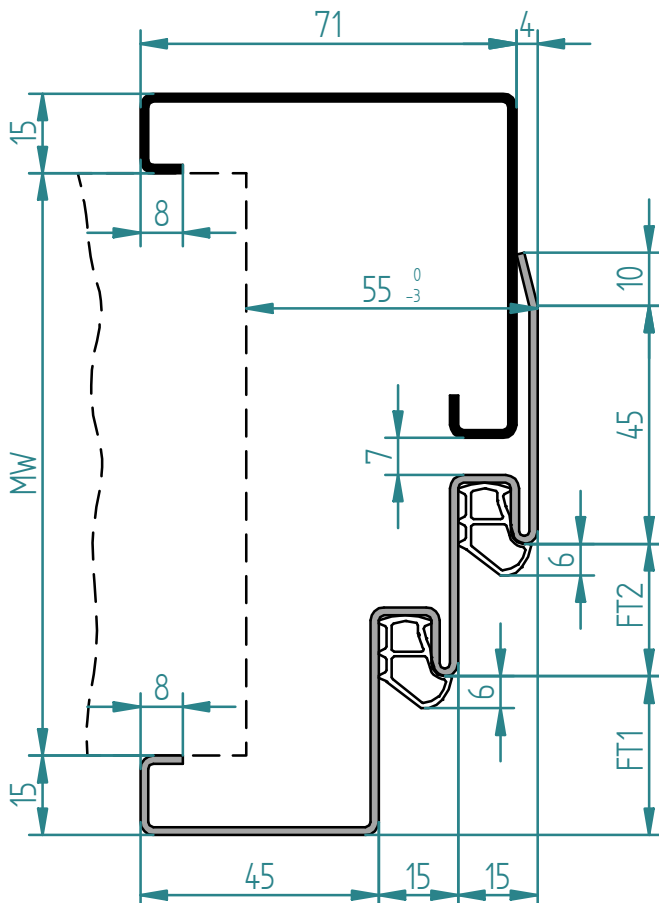
Befestigung Universalanker
 fissaggio staffa universale
 fitting with universal bracket



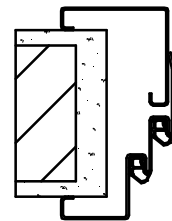
doppelt gefälztes Türblatt
 porta a doppia battuta
 double rebated door



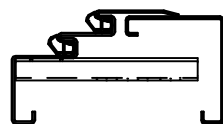
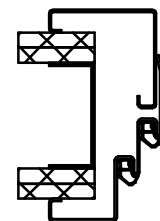
stumpf gefälztes Türblatt
 porta a filo con battuta
 flush rebated door



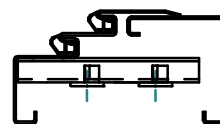
Montage auf fertiger Wand
 montaggio su parete finita
 fitting on finished wall



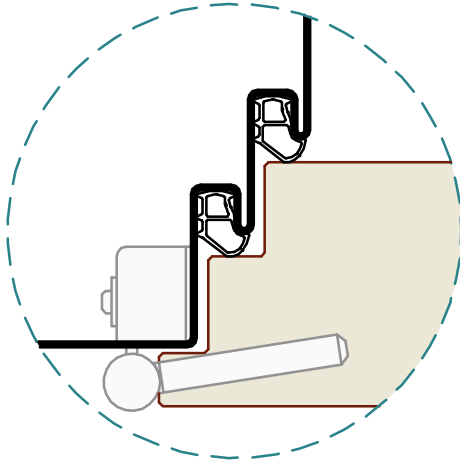
Montage auf Gipswand
 montaggio su parete
 in cartongesso
 fitting on stud/gypsum wall



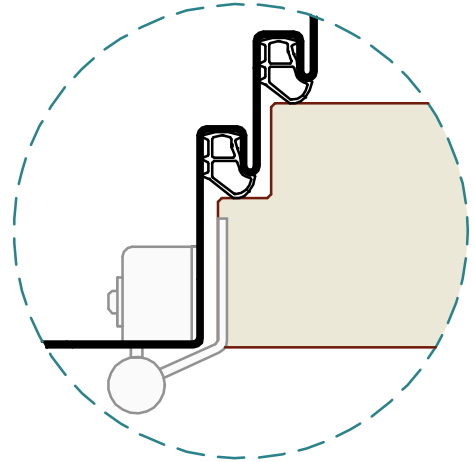
Befestigung Hutanker S2+TZ
 fissaggio staffa ad "U" S2+TZ
 fitting with "U" bracket S2+TZ



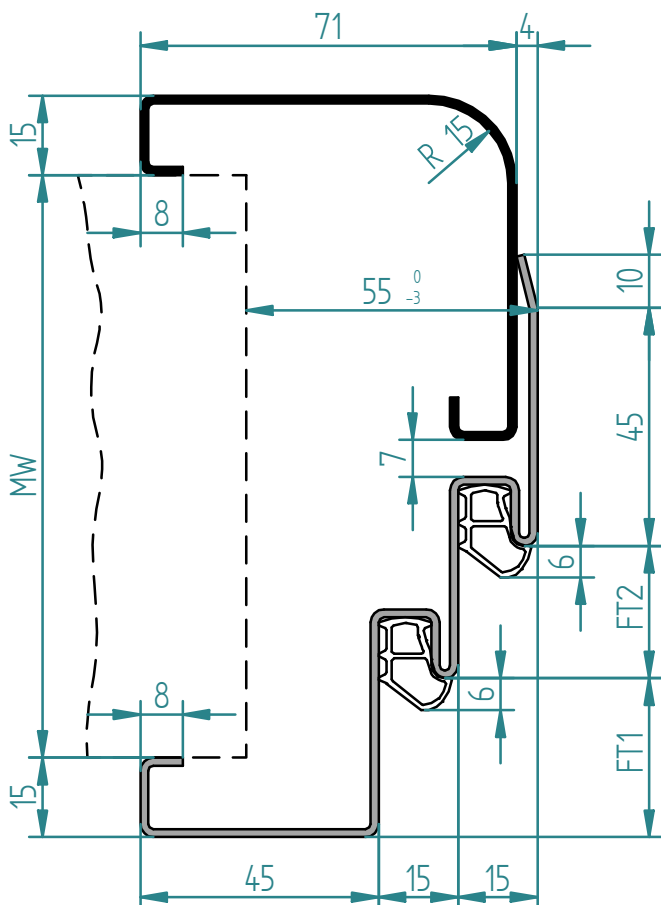
Befestigung Universalanker
 fissaggio staffa universale
 fitting with universal bracket



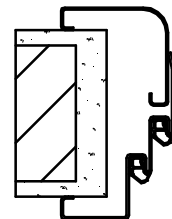
doppelt gefälztes Türblatt
 porta a doppia battuta
 double rebated door



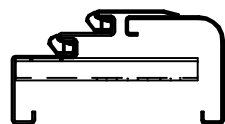
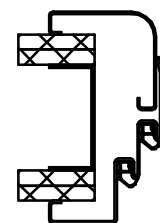
stumpf gefälztes Türblatt
 porta a filo con battuta
 flush rebated door



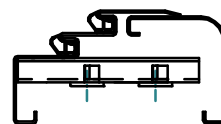
Montage auf fertiger Wand
 montaggio su parete finita
 fitting on finished wall



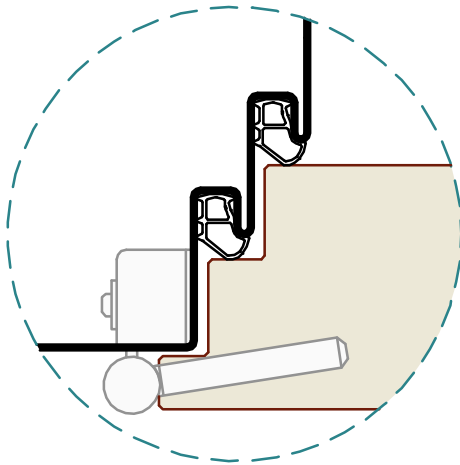
Montage auf Gipswand
 montaggio su parete
 in cartongesso
 fitting on stud/gypsum wall



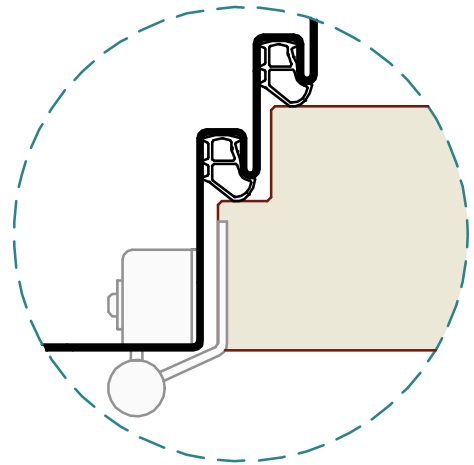
Befestigung Hutanker S2+TZ
 fissaggio staffa ad "U" S2+TZ
 fitting with "U" bracket S2+TZ



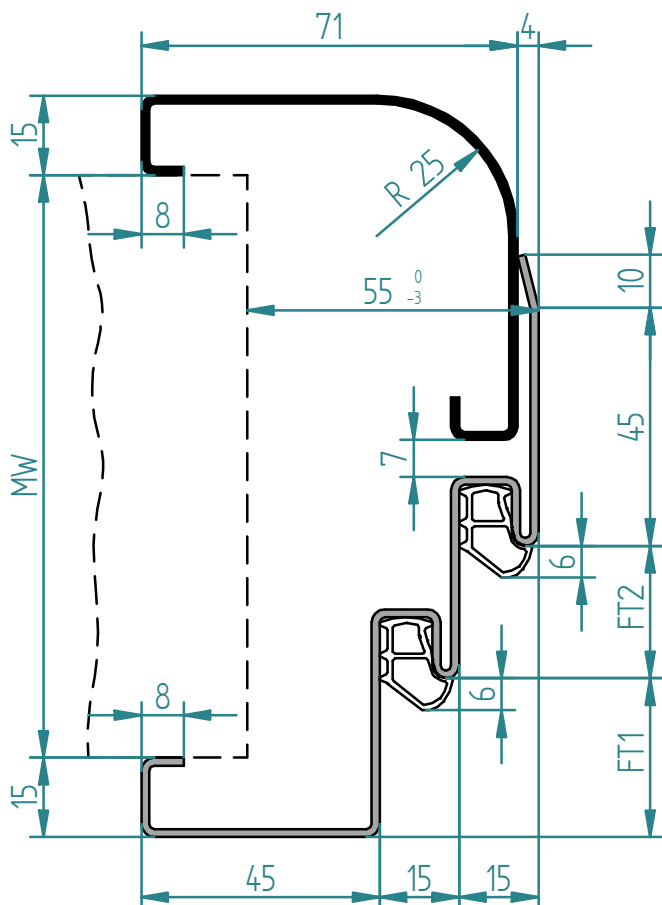
Befestigung Universalanker
 fissaggio staffa universale
 fitting with universal bracket



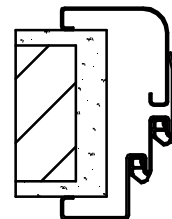
doppelt gefälztes Türblatt
 porta a doppia battuta
 double rebated door



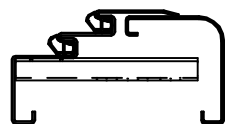
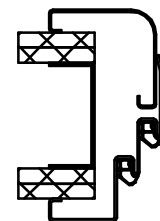
stumpf gefälztes Türblatt
 porta a filo con battuta
 flush rebated door



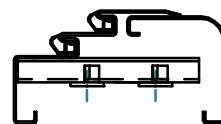
Montage auf fertiger Wand
 montaggio su parete finita
 fitting on finished wall



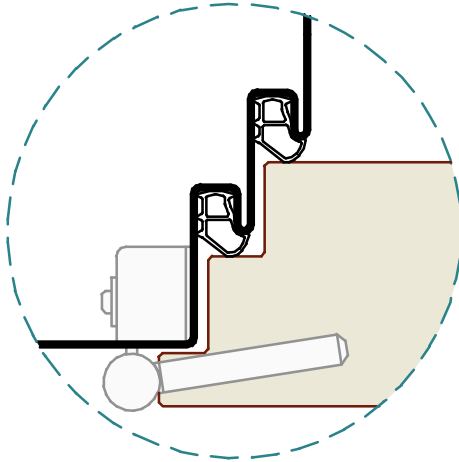
Montage auf Gipswand
 montaggio su parete
 in cartongesso
 fitting on stud/gypsum wall



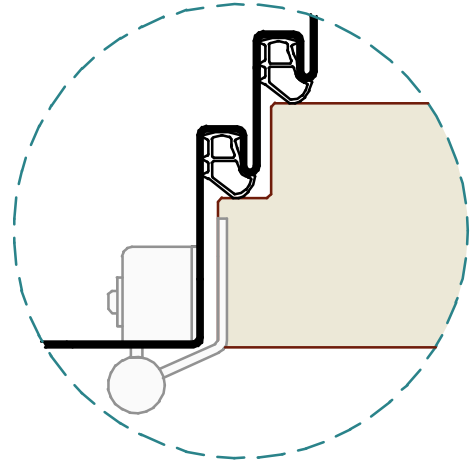
Befestigung Hutanker S2+TZ
 fissaggio staffa ad "U" S2+TZ
 fitting with "U" bracket S2+TZ



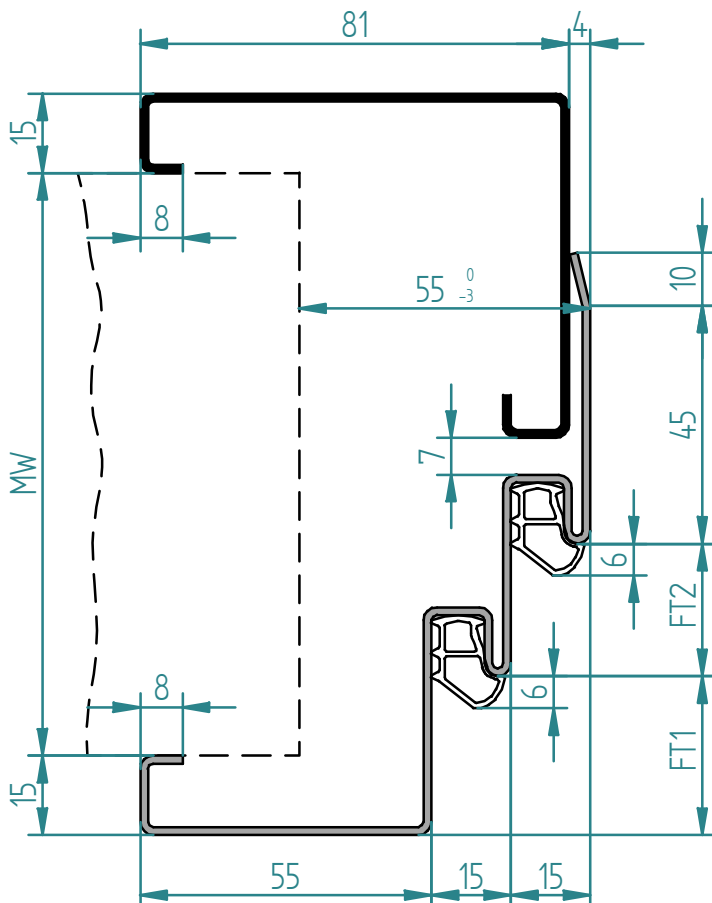
Befestigung Universalanker
 fissaggio staffa universale
 fitting with universal bracket



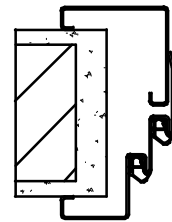
doppelt gefälztes Türblatt
 porta a doppia battuta
 double rebated door



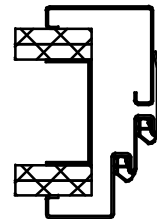
stumpf gefälztes Türblatt
 porta a filo con battuta
 flush rebated door



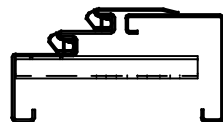
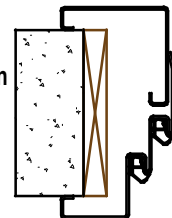
Montage auf fertiger Wand
 montaggio su parete finita
 fitting on finished wall



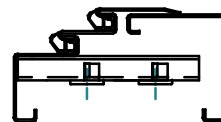
Montage auf Gipswand
 montaggio su parete
 in cartongesso
 fitting on stud/gypsum wall



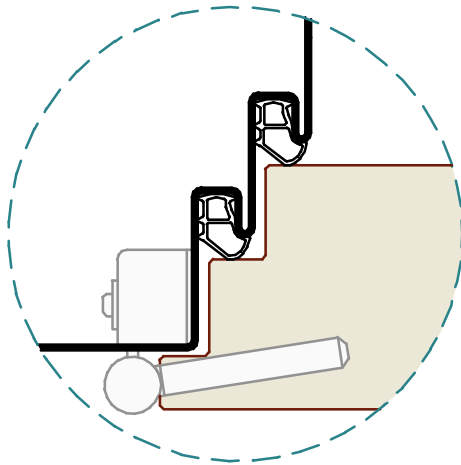
Montage auf Holzblindrahmen
 montaggio su falso telaio
 fitting on wooden subframe



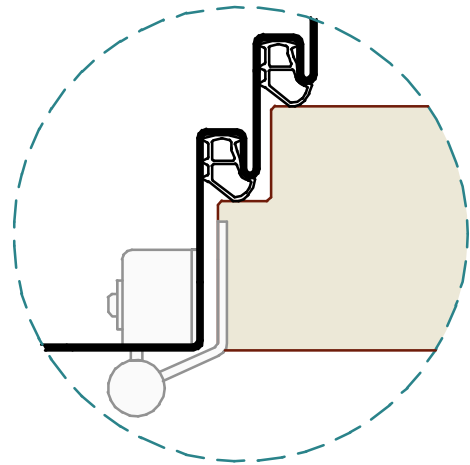
Befestigung Hutanker S2+TZ
 fissaggio staffa ad "U" S2+TZ
 fitting with "U" bracket S2+TZ



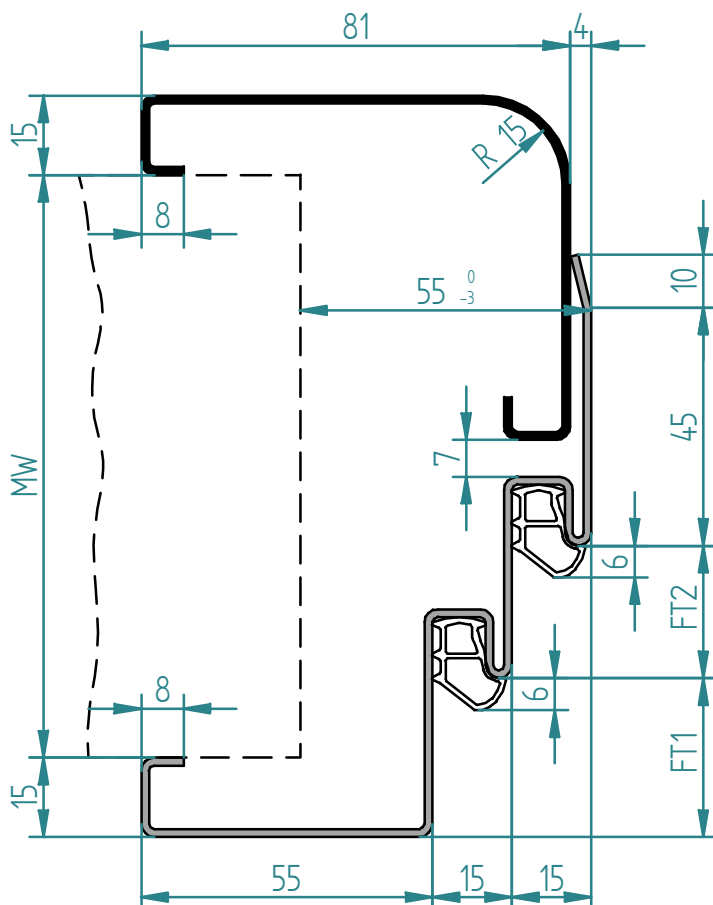
Befestigung Universalanker
 fissaggio staffa universale
 fitting with universal bracket



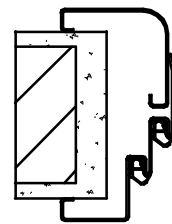
doppelt gefälztes Türblatt
 porta a doppia battuta
 double rebated door



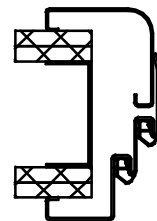
stumpf gefälztes Türblatt
 porta a filo con battuta
 flush rebated door



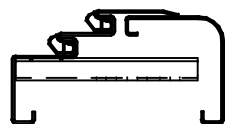
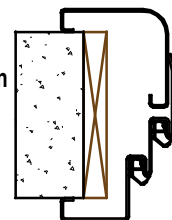
Montage auf fertiger Wand
 montaggio su parete finita
 fitting on finished wall



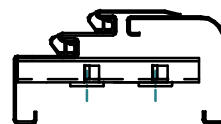
Montage auf Gipswand
 montaggio su parete
 in cartongesso
 fitting on stud/gypsum wall



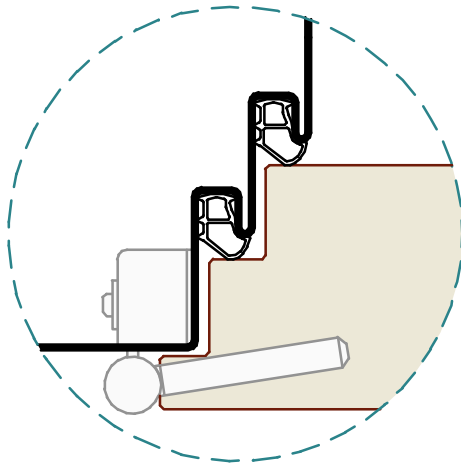
Montage auf Holzblindrahmen
 montaggio su falso telaio
 fitting on wooden subframe



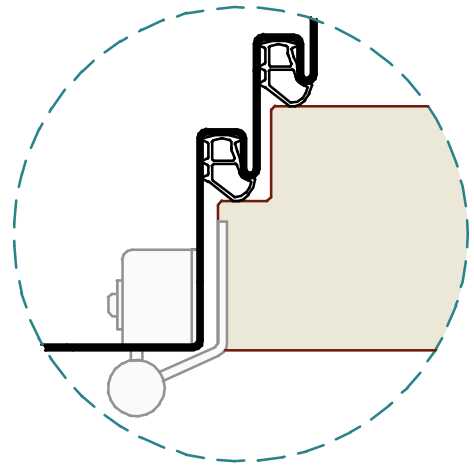
Befestigung Hutanker S2+TZ
 fissaggio staffa ad "U" S2+TZ
 fitting with "U" bracket S2+TZ



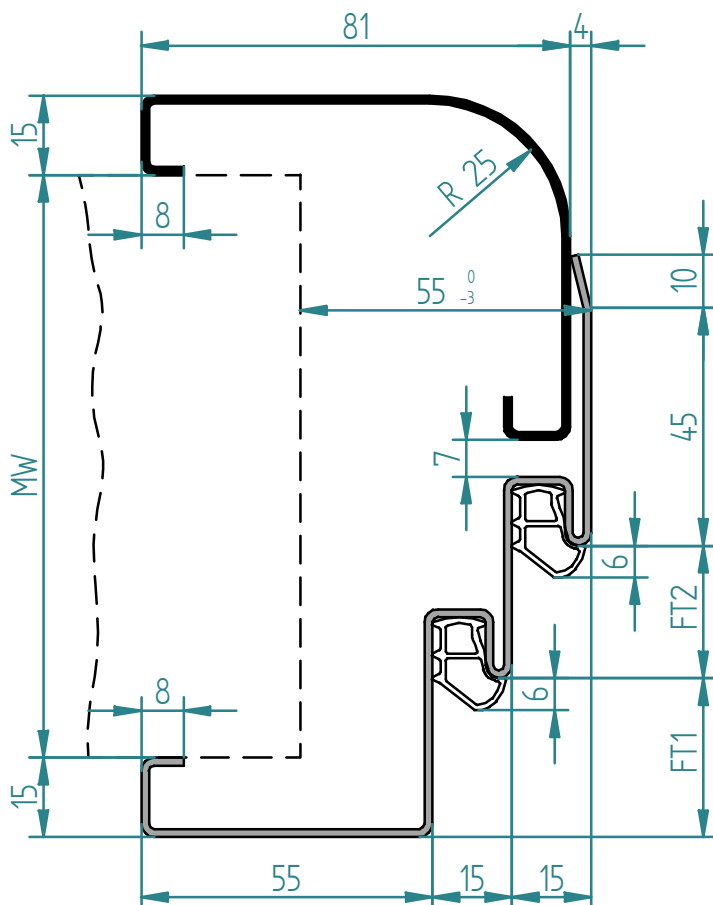
Befestigung Universalanker
 fissaggio staffa universale
 fitting with universal bracket



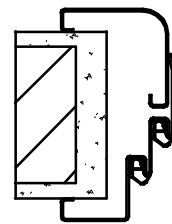
doppelt gefälztes Türblatt
 porta a doppia battuta
 double rebated door



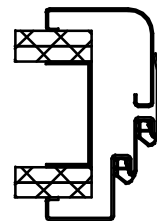
stumpf gefälztes Türblatt
 porta a filo con battuta
 flush rebated door



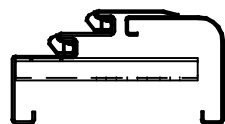
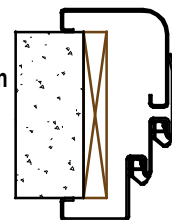
Montage auf fertiger Wand
 montaggio su parete finita
 fitting on finished wall



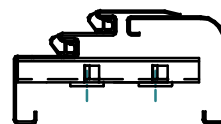
Montage auf Gipswand
 montaggio su parete
 in cartongesso
 fitting on stud/gypsum wall



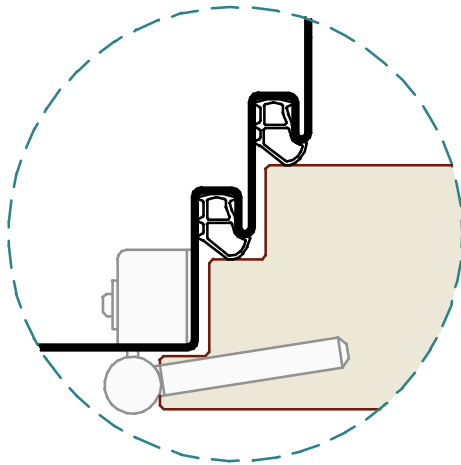
Montage auf Holzblindrahmen
 montaggio su falso telaio
 fitting on wooden subframe



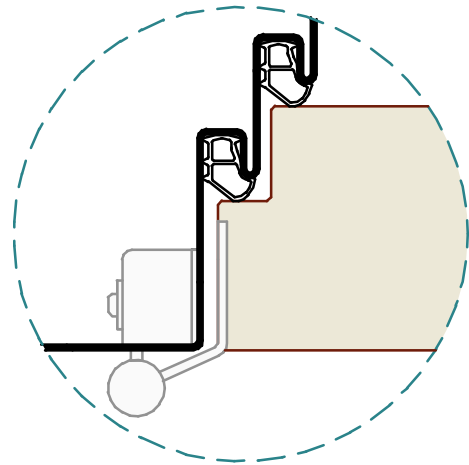
Befestigung Hutanker S2+TZ
 fissaggio staffa ad "U" S2+TZ
 fitting with "U" bracket S2+TZ



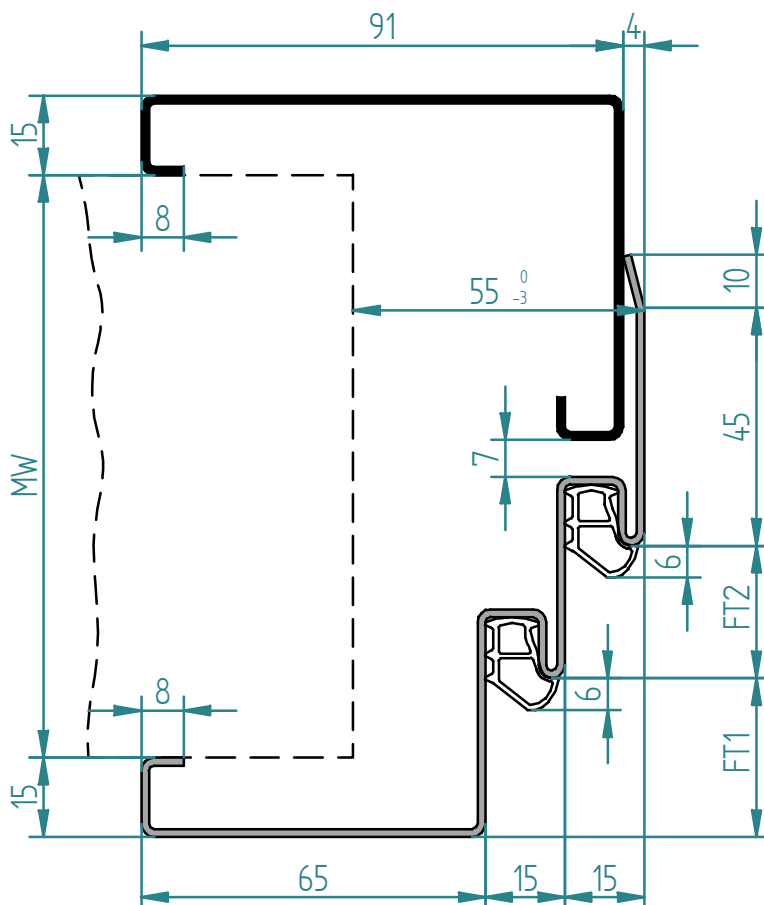
Befestigung Universalanker
 fissaggio staffa universale
 fitting with universal bracket



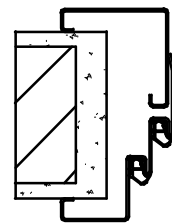
doppelt gefälztes Türblatt
 porta a doppia battuta
 double rebated door



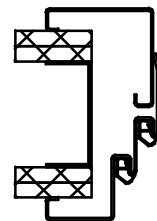
stumpf gefälztes Türblatt
 porta a filo con battuta
 flush rebated door



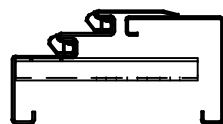
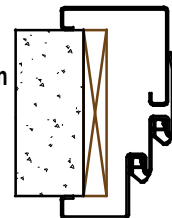
Montage auf fertiger Wand
 montaggio su parete finita
 fitting on finished wall



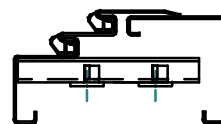
Montage auf Gipswand
 montaggio su parete
 in cartongesso
 fitting on stud/gypsum wall



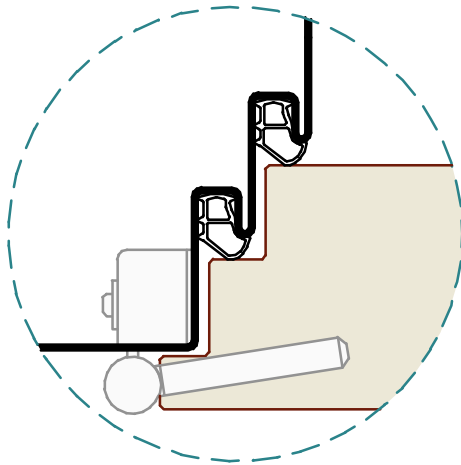
Montage auf Holzblindrahmen
 montaggio su falso telaio
 fitting on wooden subframe



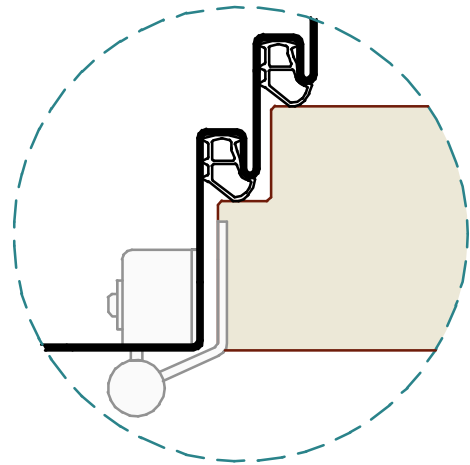
Befestigung Hutanker S2+TZ
 fissaggio staffa ad "U" S2+TZ
 fitting with "U" bracket S2+TZ



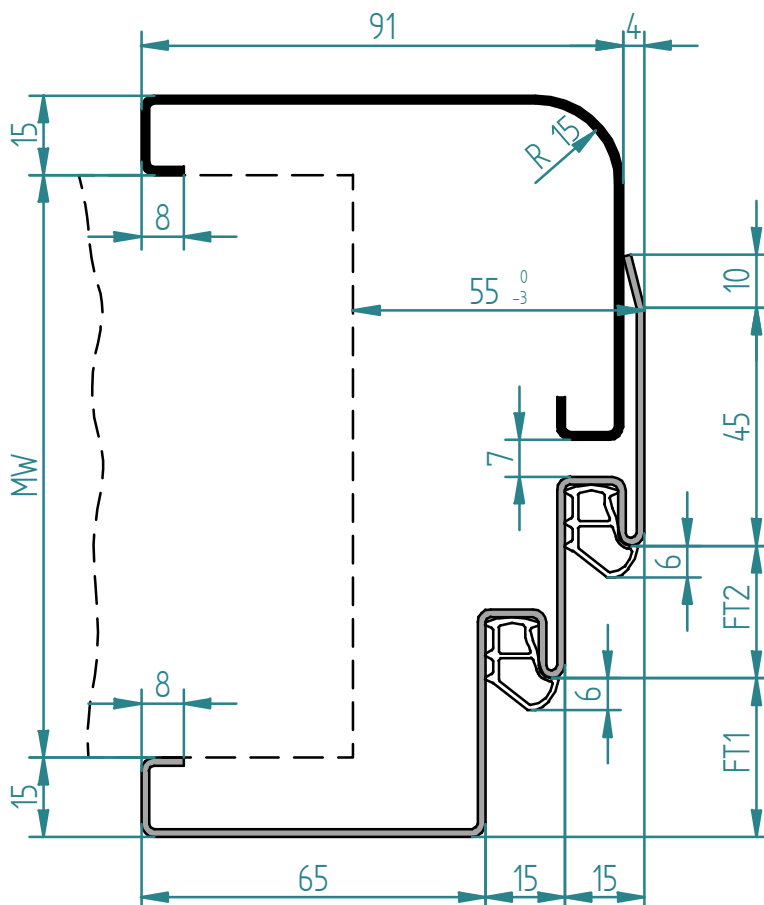
Befestigung Universalanker
 fissaggio staffa universale
 fitting with universal bracket



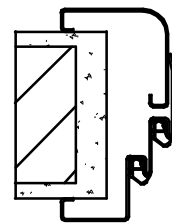
doppelt gefälztes Türblatt
 porta a doppia battuta
 double rebated door



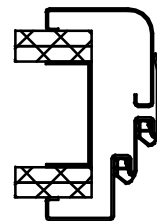
stumpf gefälztes Türblatt
 porta a filo con battuta
 flush rebated door



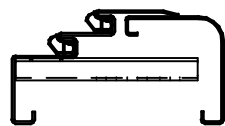
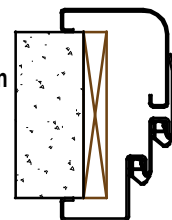
Montage auf fertiger Wand
 montaggio su parete finita
 fitting on finished wall



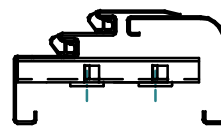
Montage auf Gipswand
 montaggio su parete
 in cartongesso
 fitting on stud/gypsum wall



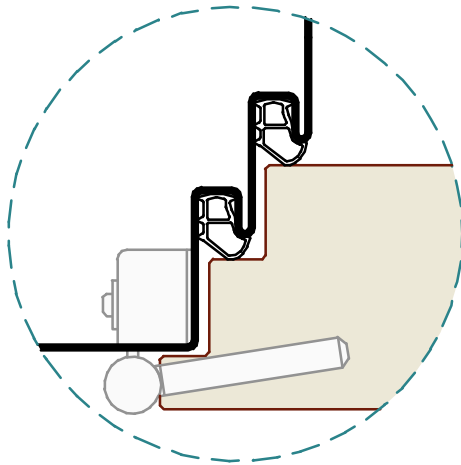
Montage auf Holzblindrahmen
 montaggio su falso telaio
 fitting on wooden subframe



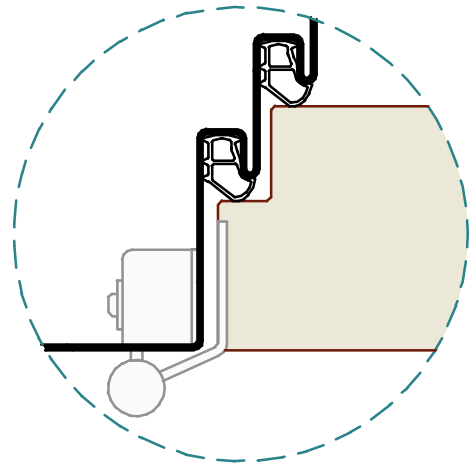
Befestigung Hutanker S2+TZ
 fissaggio staffa ad "U" S2+TZ
 fitting with "U" bracket S2+TZ



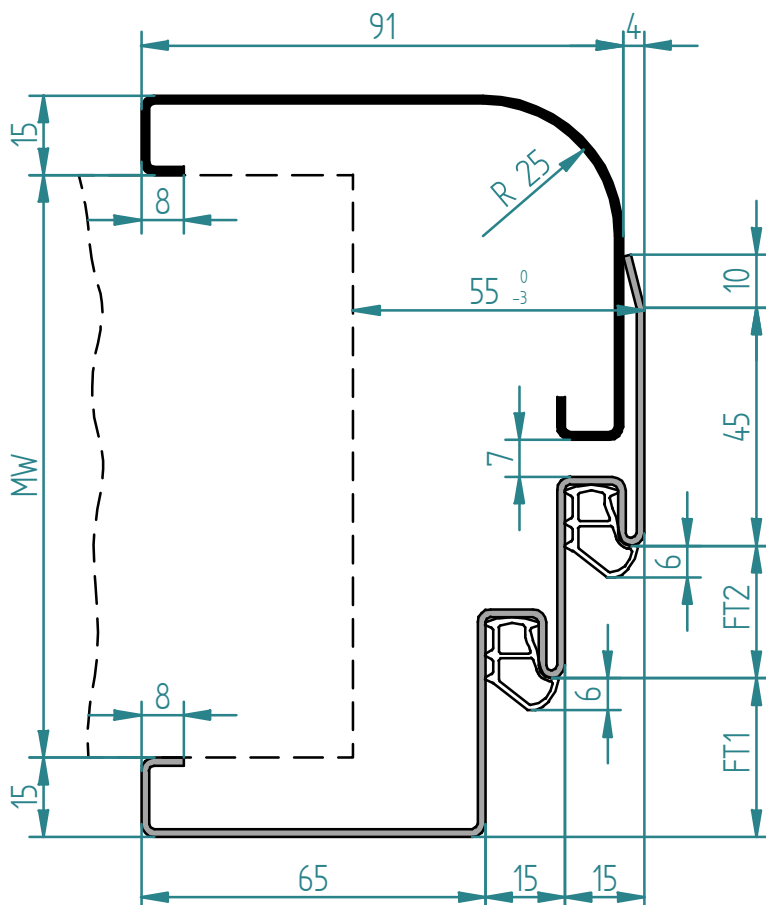
Befestigung Universalanker
 fissaggio staffa universale
 fitting with universal bracket



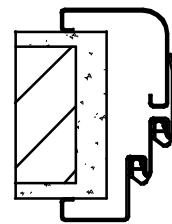
doppelt gefälztes Türblatt
 porta a doppia battuta
 double rebated door



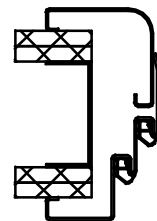
stumpf gefälztes Türblatt
 porta a filo con battuta
 flush rebated door



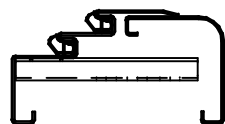
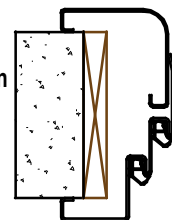
Montage auf fertiger Wand
 montaggio su parete finita
 fitting on finished wall



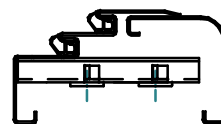
Montage auf Gipswand
 montaggio su parete
 in cartongesso
 fitting on stud/gypsum wall



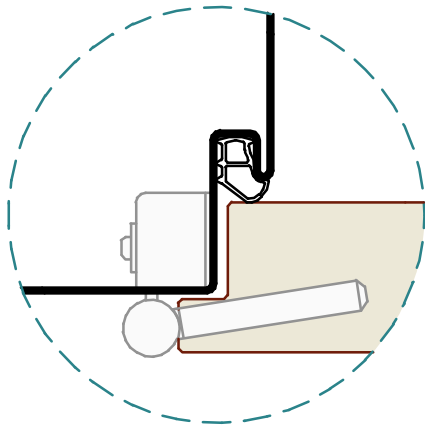
Montage auf Holzblindrahmen
 montaggio su falso telaio
 fitting on wooden subframe



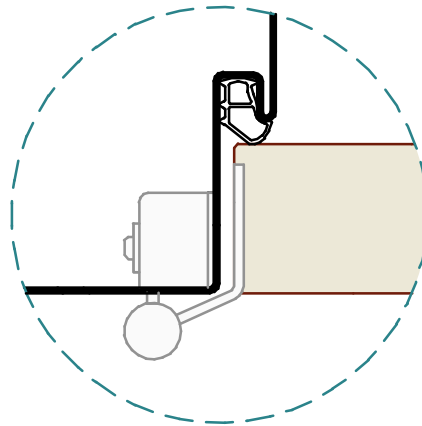
Befestigung Hutanker S2+TZ
 fissaggio staffa ad "U" S2+TZ
 fitting with "U" bracket S2+TZ



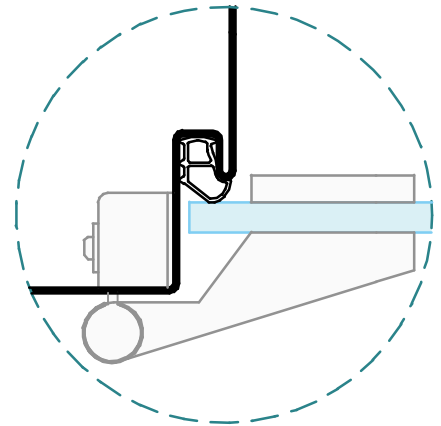
Befestigung Universalanker
 fissaggio staffa universale
 fitting with universal bracket



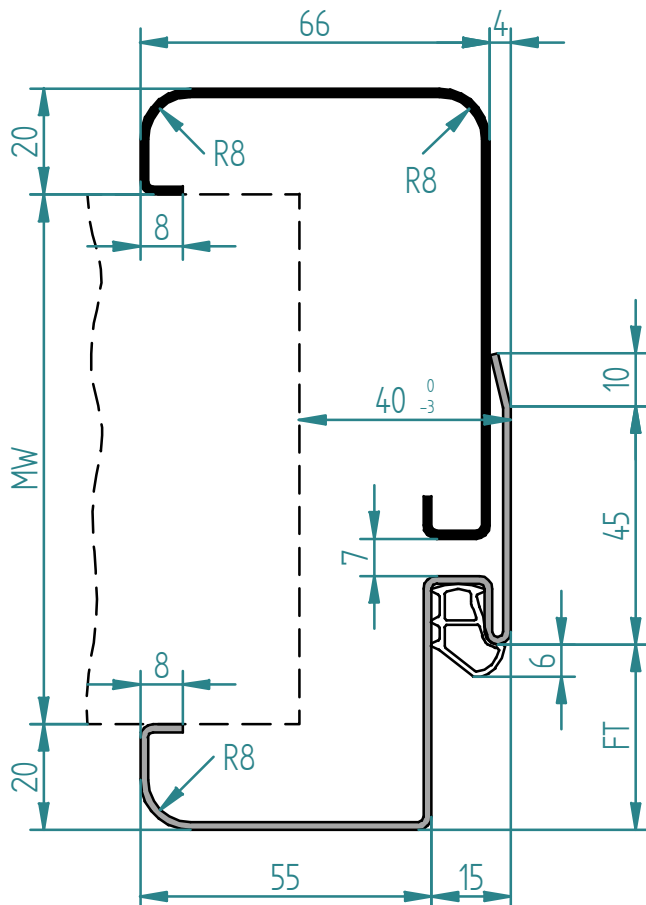
gefälztes Türblatt
 porta con battuta
 rebated door



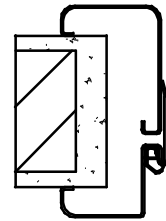
stumpfes Türblatt
 porta a filo senza battuta
 flush door



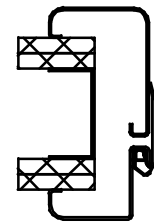
Ganzglastür
 porta in cristallo
 Glass door



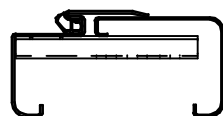
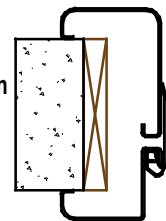
Montage auf fertiger Wand
 montaggio su parete finita
 fitting on finished wall



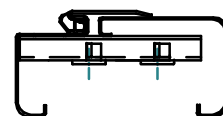
Montage auf Gipswand
 montaggio su parete
 in cartongesso
 fitting on stud/gypsum wall



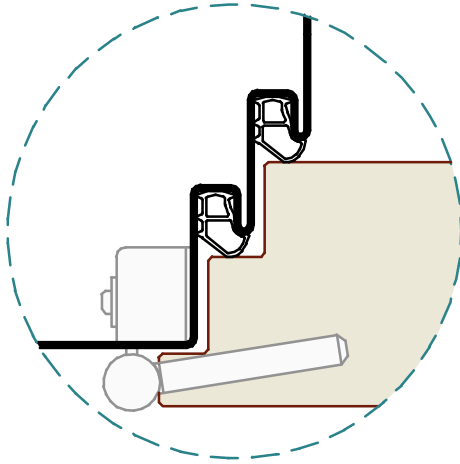
Montage auf Holzblindrahmen
 montaggio su falso telaio
 fitting on wooden subframe



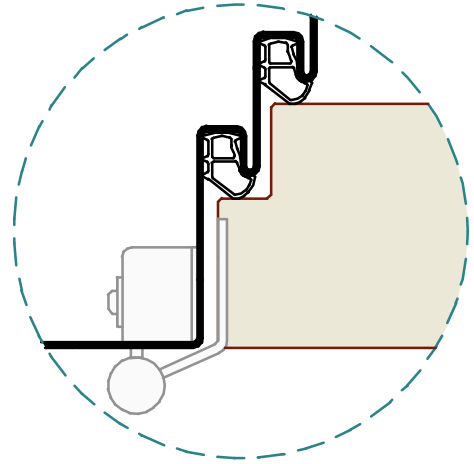
Befestigung Hutanker S2+TZ
 fissaggio staffa ad "U" S2+TZ
 fitting with "U" bracket S2+TZ



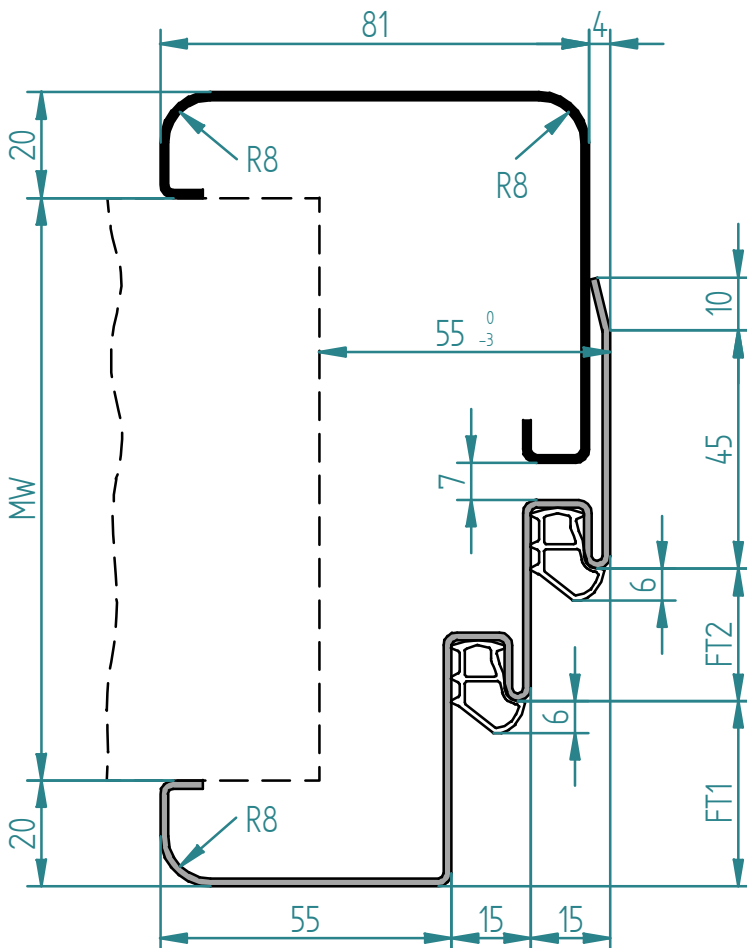
Befestigung Universalanker
 fissaggio staffa universale
 fitting with universal bracket



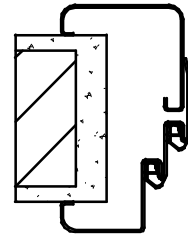
doppelt gefälztes Türblatt
 porta a doppia battuta
 double rebated door



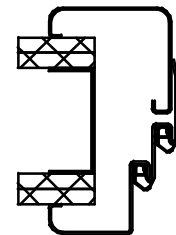
stumpf gefälztes Türblatt
 porta a filo con battuta
 flush rebated door



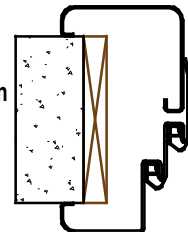
Montage auf fertiger Wand
 montaggio su parete finita
 fitting on finished wall



Montage auf Gipswand
 montaggio su parete
 in cartongesso
 fitting on stud/gypsum wall

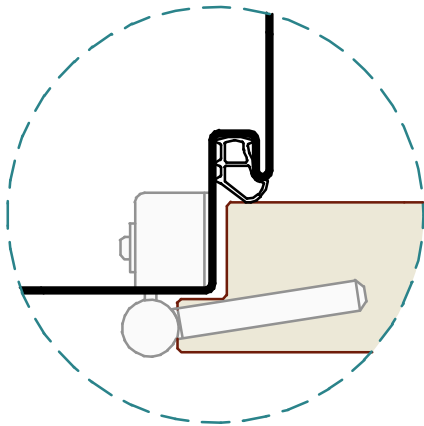


Montage auf Holzblindrahmen
 montaggio su falso telaio
 fitting on wooden subframe

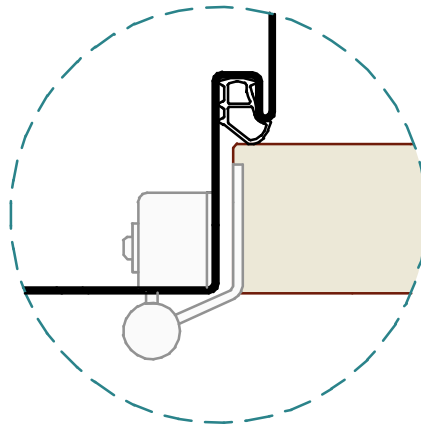


Befestigung Hutanker S2+TZ
 fissaggio staffa ad "U" S2+TZ
 fitting with "U" bracket S2+TZ

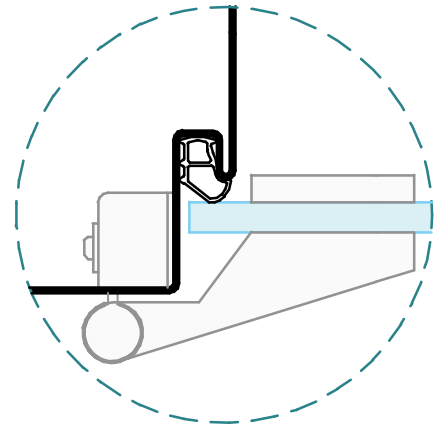
Befestigung Universalanker
 fissaggio staffa universale
 fitting with universal bracket



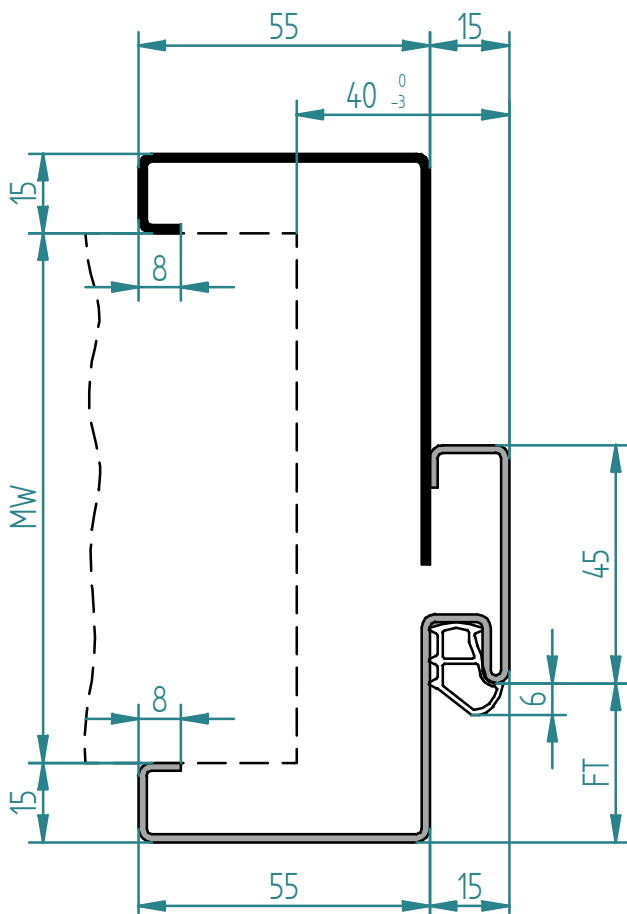
gefälztes Türblatt
 porta con battuta
 rebated door



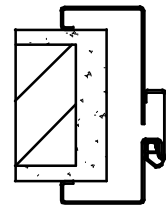
stumpfes Türblatt
 porta a filo senza battuta
 flush door



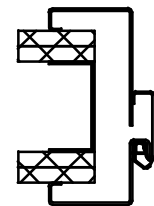
Ganzglastür
 porta in cristallo
 Glass door



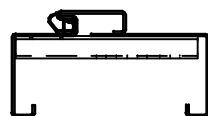
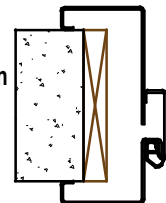
Montage auf fertiger Wand
 montaggio su parete finita
 fitting on finished wall



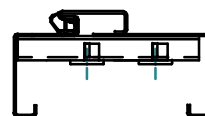
Montage auf Gipswand
 montaggio su parete
 in cartongesso
 fitting on stud/gypsum wall



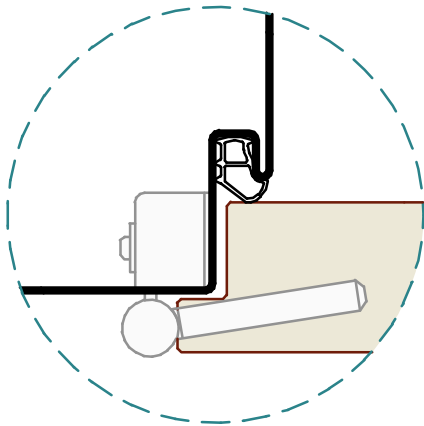
Montage auf Holzblindrahmen
 montaggio su falso telaio
 fitting on wooden subframe



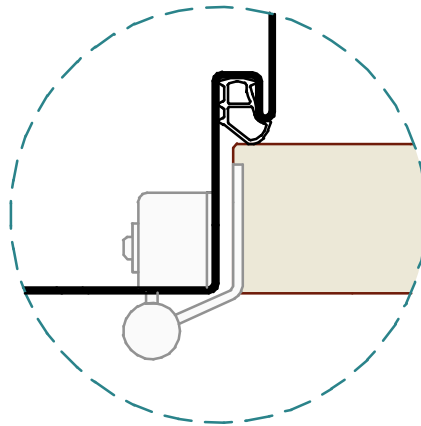
Befestigung Hutanker S2+TZ
 fissaggio staffa ad "U" S2+TZ
 fitting with "U" bracket S2+TZ



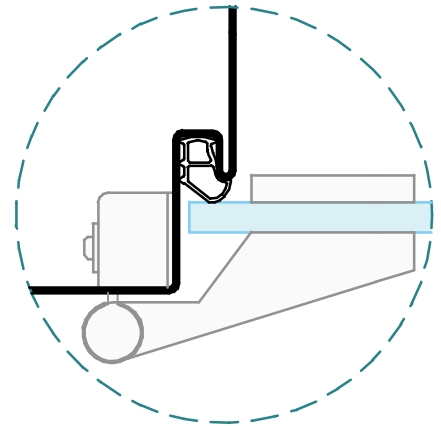
Befestigung Universalanker
 fissaggio staffa universale
 fitting with universal bracket



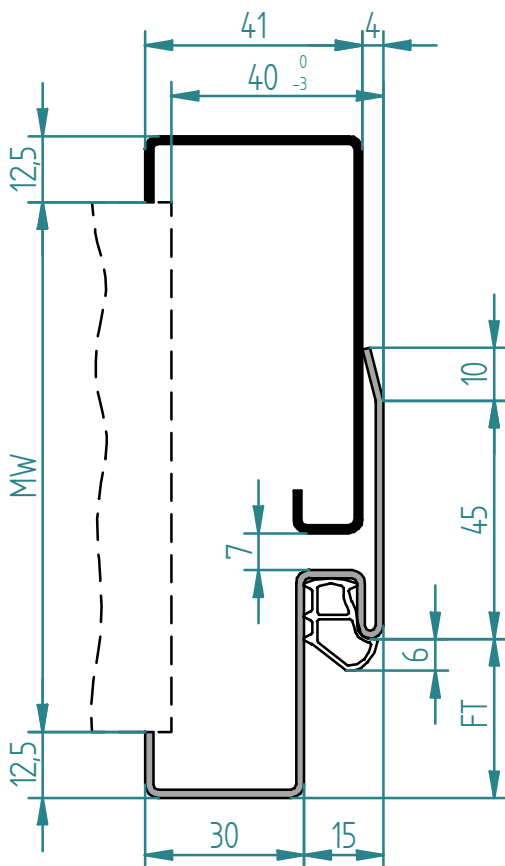
gefälztes Türblatt
 porta con battuta
 rebated door



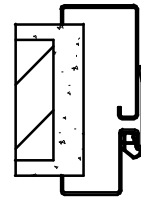
stumpfes Türblatt
 porta a filo senza battuta
 flush door



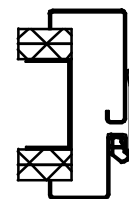
Ganzglastür
 porta in cristallo
 Glass door



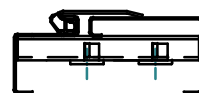
Montage auf fertiger Wand
 montaggio su parete finita
 fitting on finished wall



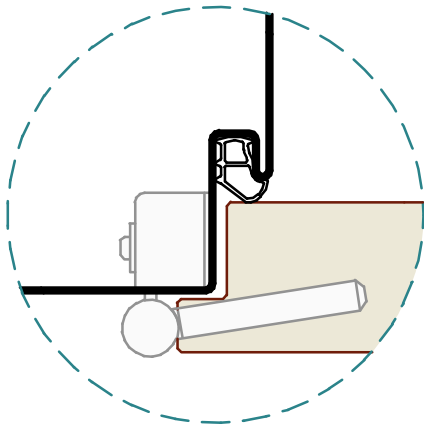
Montage auf Gipswand
 montaggio su parete
 in cartongesso
 fitting on stud/gypsum wall



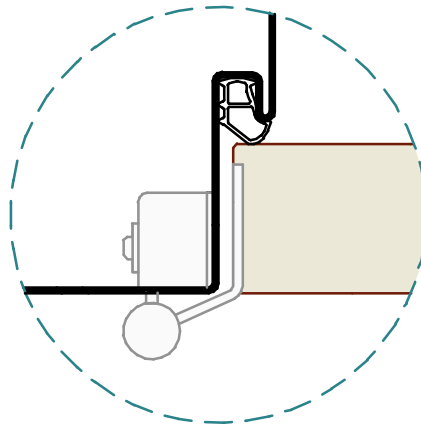
Befestigung Hutanker S2+TZ
 fissaggio staffa ad "U" S2+TZ
 fitting with "U" bracket S2+TZ



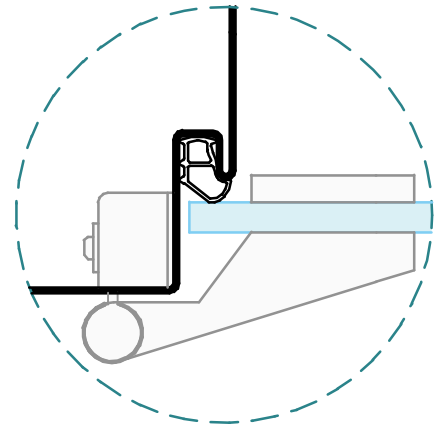
Befestigung Universalanker
 fissaggio staffa universale
 fitting with universal bracket



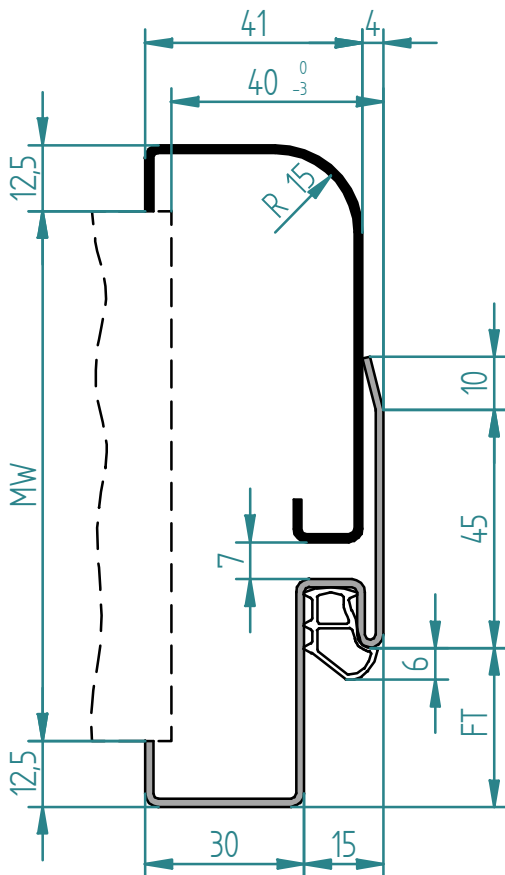
gefälztes Türblatt
 porta con battuta
 rebated door



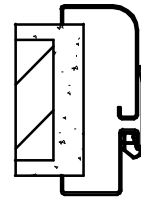
stumpfes Türblatt
 porta a filo senza battuta
 flush door



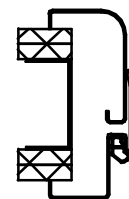
Ganzglastür
 porta in cristallo
 Glass door



Montage auf fertiger Wand
 montaggio su parete finita
 fitting on finished wall



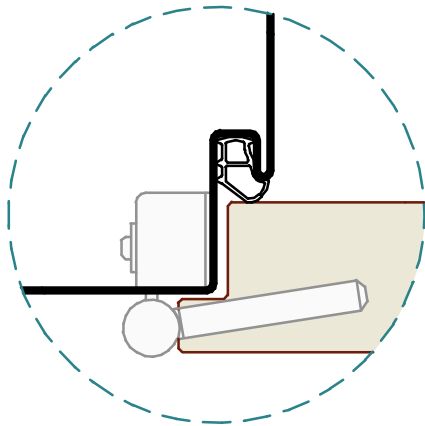
Montage auf Gipswand
 montaggio su parete
 in cartongesso
 fitting on stud/gypsum wall



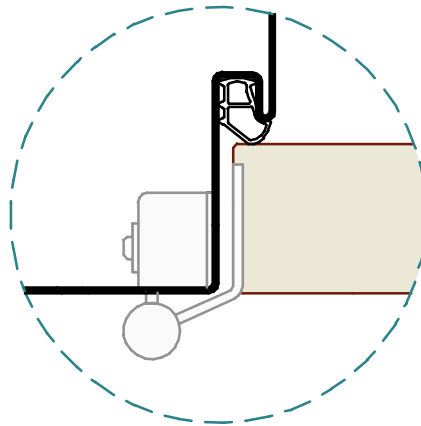
Befestigung Hutanker S2+TZ
 fissaggio staffa ad "U" S2+TZ
 fitting with "U" bracket S2+TZ



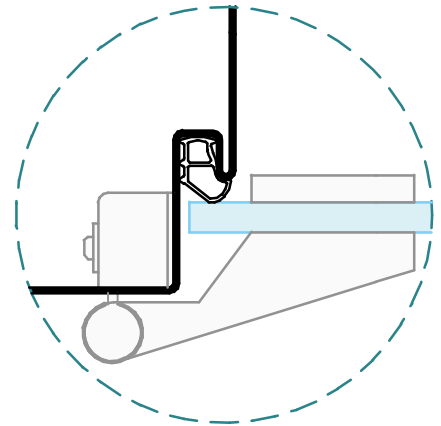
Befestigung Universalanker
 fissaggio staffa universale
 fitting with universal bracket



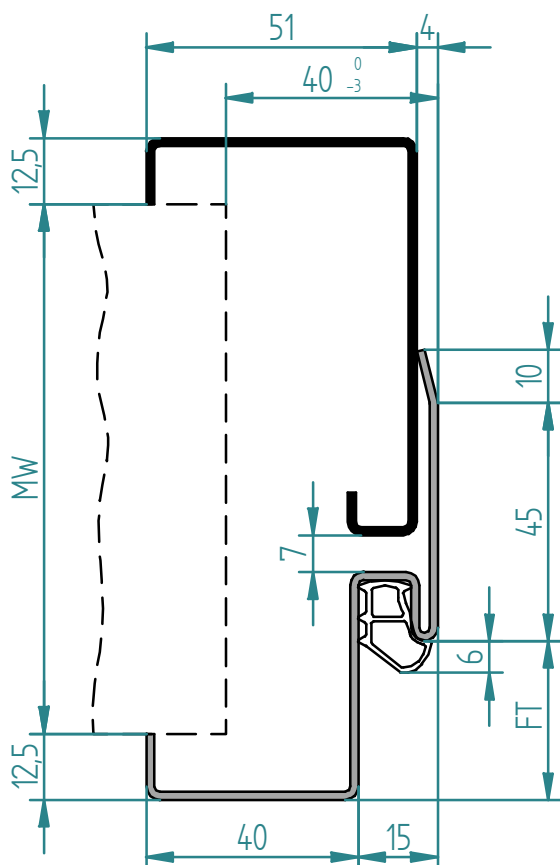
gefälztes Türblatt
 porta con battuta
 rebated door



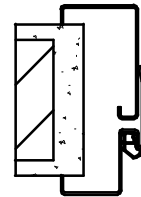
stumpfes Türblatt
 porta a filo senza battuta
 flush door



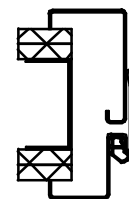
Ganzglastür
 porta in cristallo
 Glass door



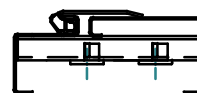
Montage auf fertiger Wand
 montaggio su parete finita
 fitting on finished wall



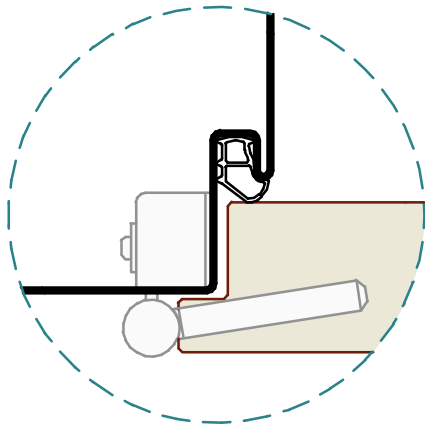
Montage auf Gipswand
 montaggio su parete
 in cartongesso
 fitting on stud/gypsum wall



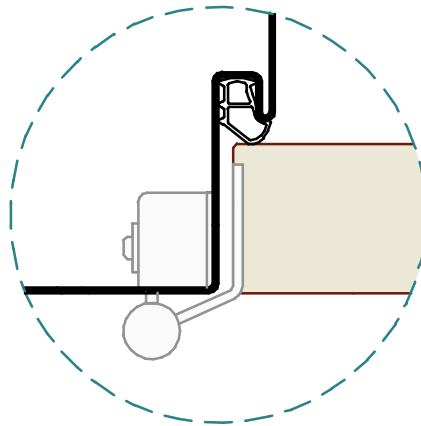
Befestigung Hutanker S2+TZ
 fissaggio staffa ad "U" S2+TZ
 fitting with "U" bracket S2+TZ



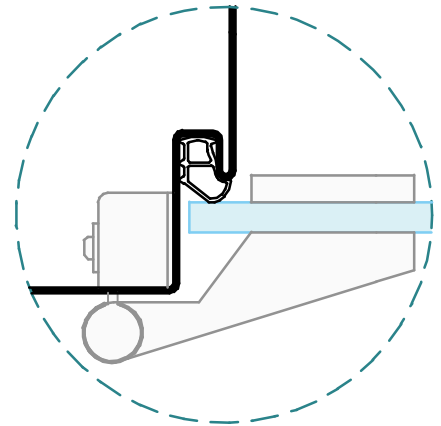
Befestigung Universalanker
 fissaggio staffa universale
 fitting with universal bracket



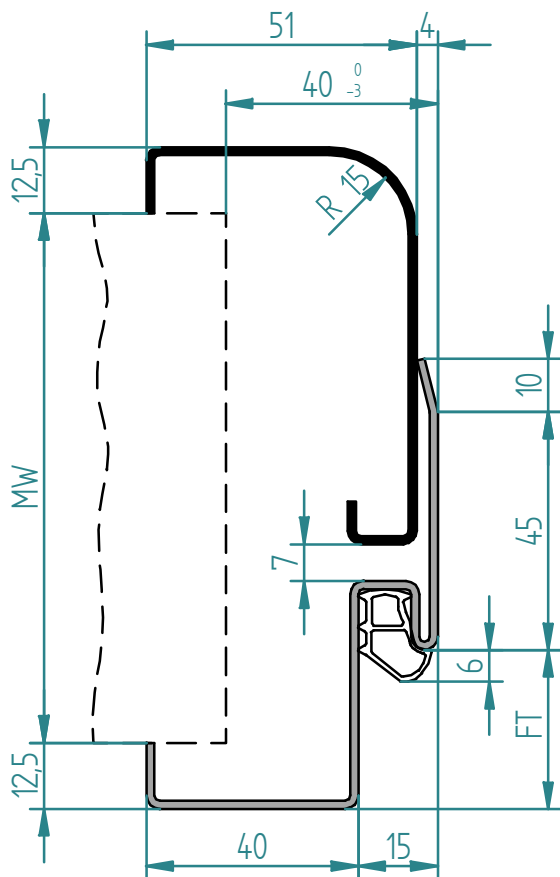
gefälztes Türblatt
 porta con battuta
 rebated door



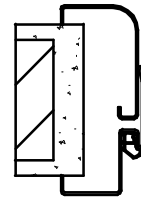
stumpfes Türblatt
 porta a filo senza battuta
 flush door



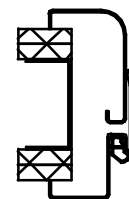
Ganzglastür
 porta in cristallo
 Glass door



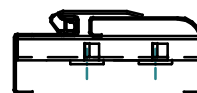
Montage auf fertiger Wand
 montaggio su parete finita
 fitting on finished wall



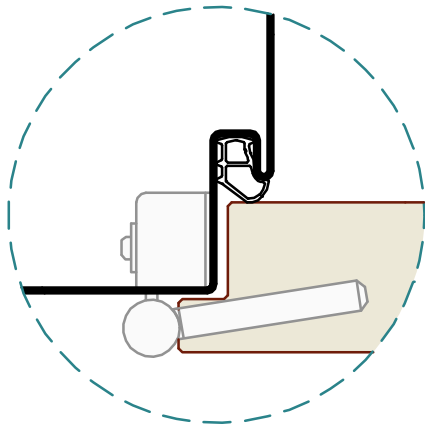
Montage auf Gipswand
 montaggio su parete
 in cartongesso
 fitting on stud/gypsum wall



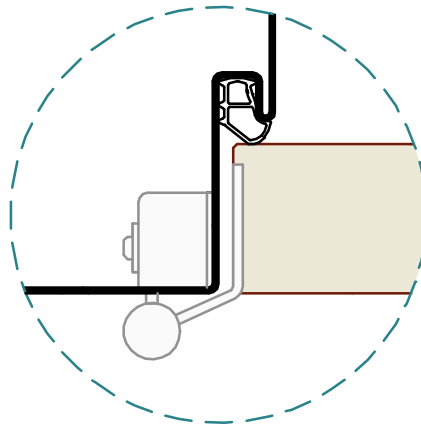
Befestigung Hutanker S2+TZ
 fissaggio staffa ad "U" S2+TZ
 fitting with "U" bracket S2+TZ



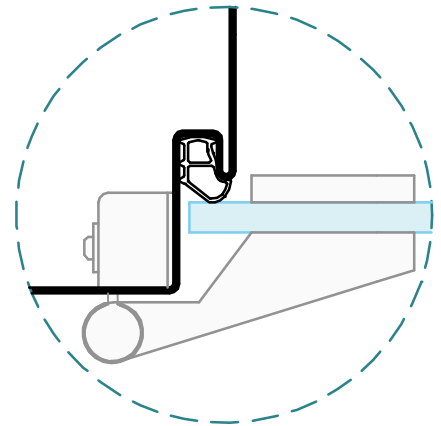
Befestigung Universalanker
 fissaggio staffa universale
 fitting with universal bracket



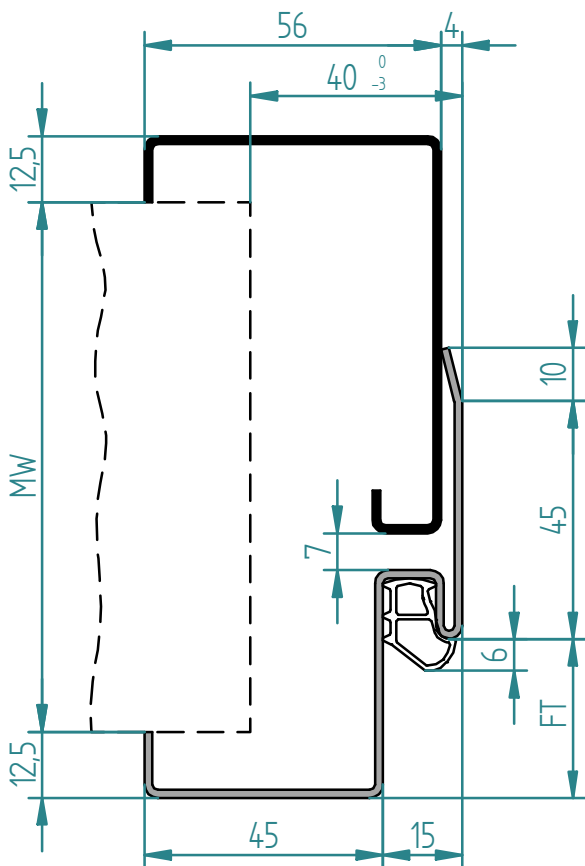
gefälztes Türblatt
 porta con battuta
 rebated door



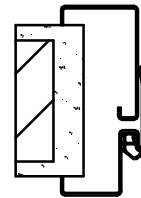
stumpfes Türblatt
 porta a filo senza battuta
 flush door



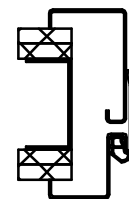
Ganzglastür
 porta in cristallo
 Glass door



Montage auf fertiger Wand
 montaggio su parete finita
 fitting on finished wall



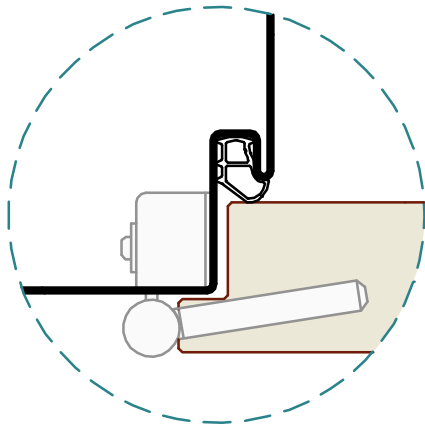
Montage auf Gipswand
 montaggio su parete
 in cartongesso
 fitting on stud/gypsum wall



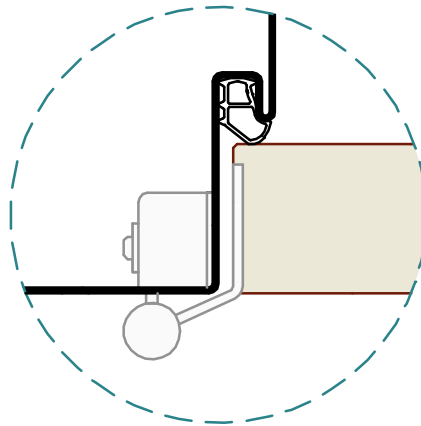
Befestigung Hutanker S2+TZ
 fissaggio staffa ad "U" S2+TZ
 fitting with "U" bracket S2+TZ



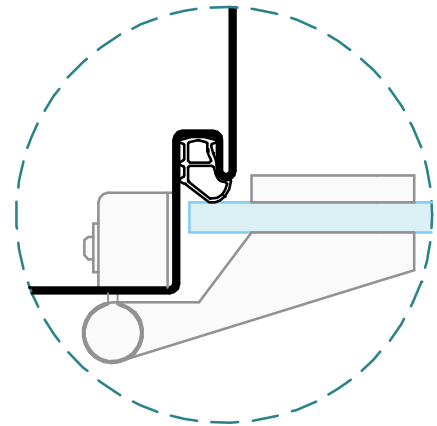
Befestigung Universalanker
 fissaggio staffa universale
 fitting with universal bracket



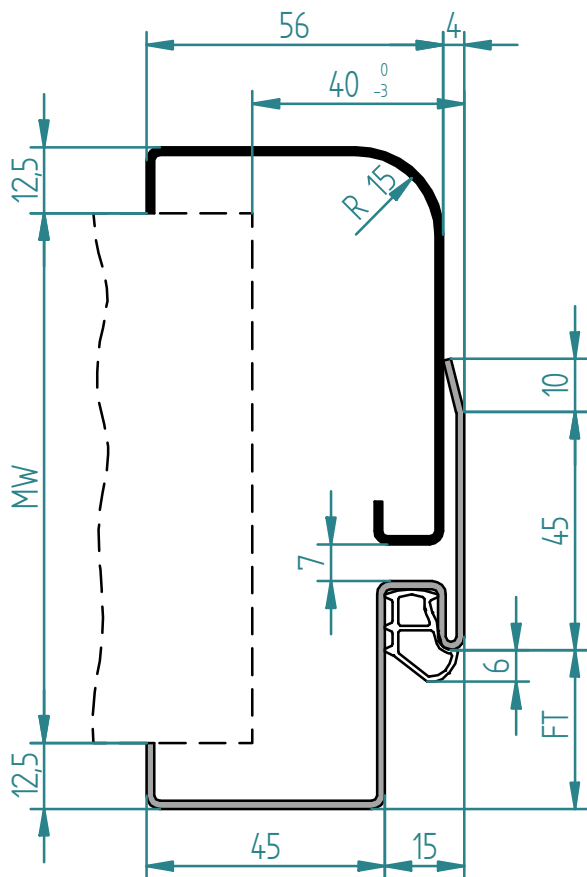
gefälztes Türblatt
 porta con battuta
 rebated door



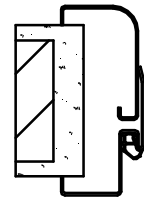
stumpfes Türblatt
 porta a filo senza battuta
 flush door



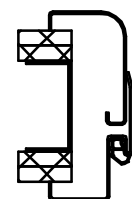
Ganzglastür
 porta in cristallo
 Glass door



Montage auf fertiger Wand
 montaggio su parete finita
 fitting on finished wall



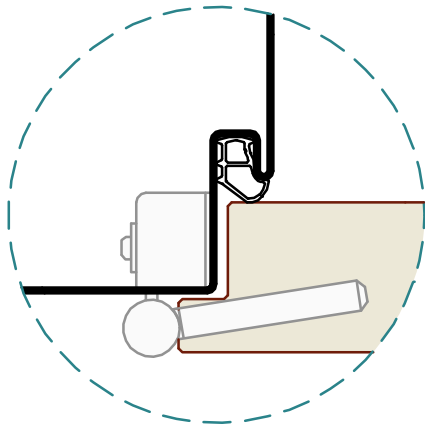
Montage auf Gipswand
 montaggio su parete
 in cartongesso
 fitting on stud/gypsum wall



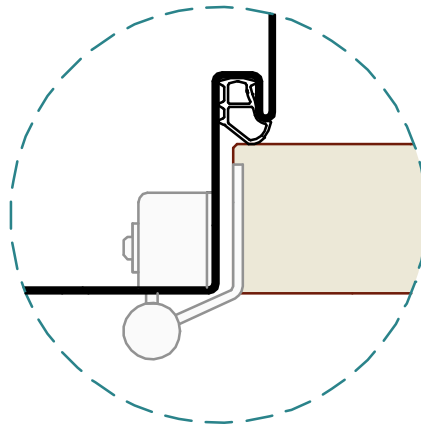
Befestigung Hutanker S2+TZ
 fissaggio staffa ad "U" S2+TZ
 fitting with "U" bracket S2+TZ



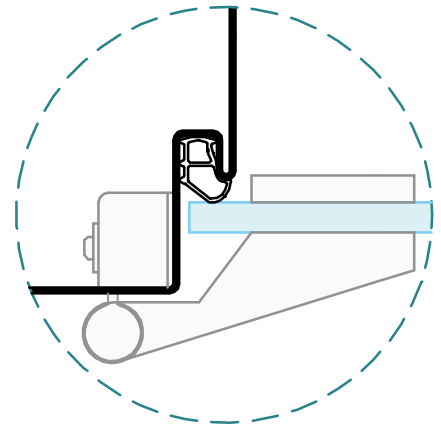
Befestigung Universalanker
 fissaggio staffa universale
 fitting with universal bracket



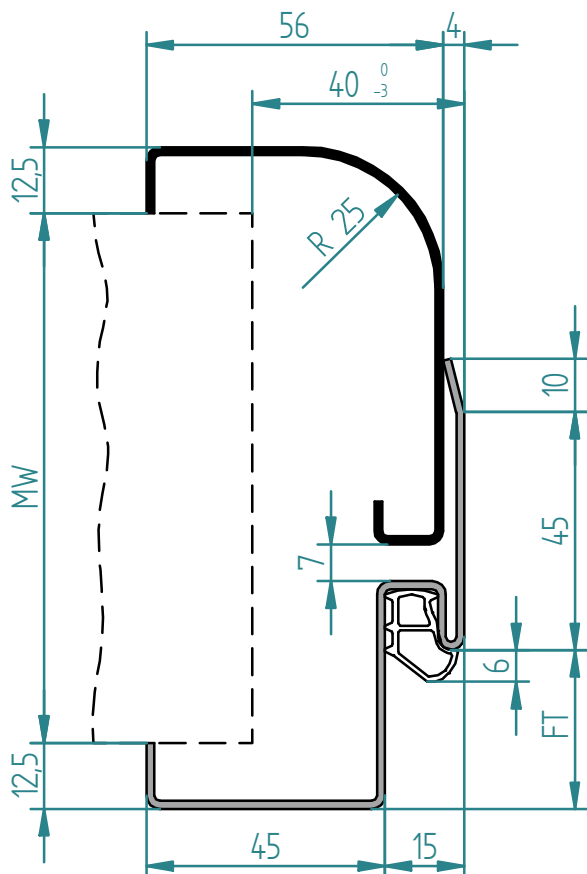
gefälztes Türblatt
 porta con battuta
 rebated door



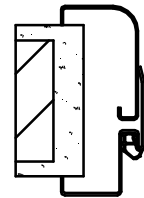
stumpfes Türblatt
 porta a filo senza battuta
 flush door



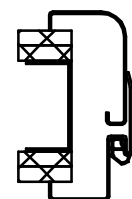
Ganzglastür
 porta in cristallo
 Glass door



Montage auf fertiger Wand
 montaggio su parete finita
 fitting on finished wall



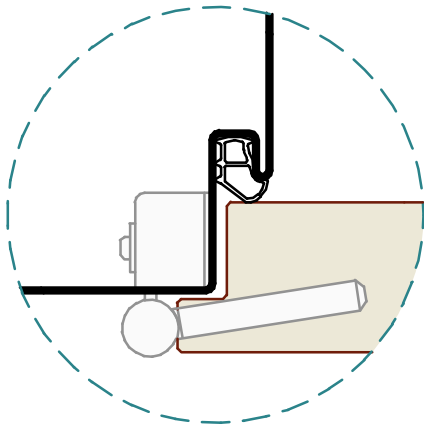
Montage auf Gipswand
 montaggio su parete
 in cartongesso
 fitting on stud/gypsum wall



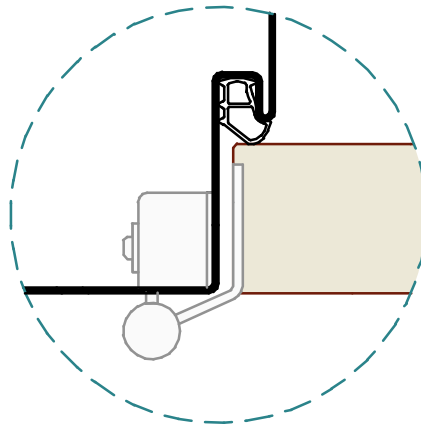
Befestigung Hutanker S2+TZ
 fissaggio staffa ad "U" S2+TZ
 fitting with "U" bracket S2+TZ



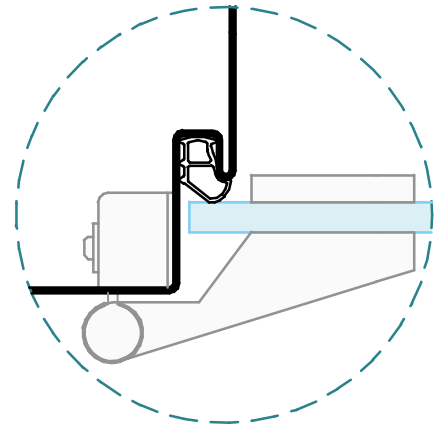
Befestigung Universalanker
 fissaggio staffa universale
 fitting with universal bracket



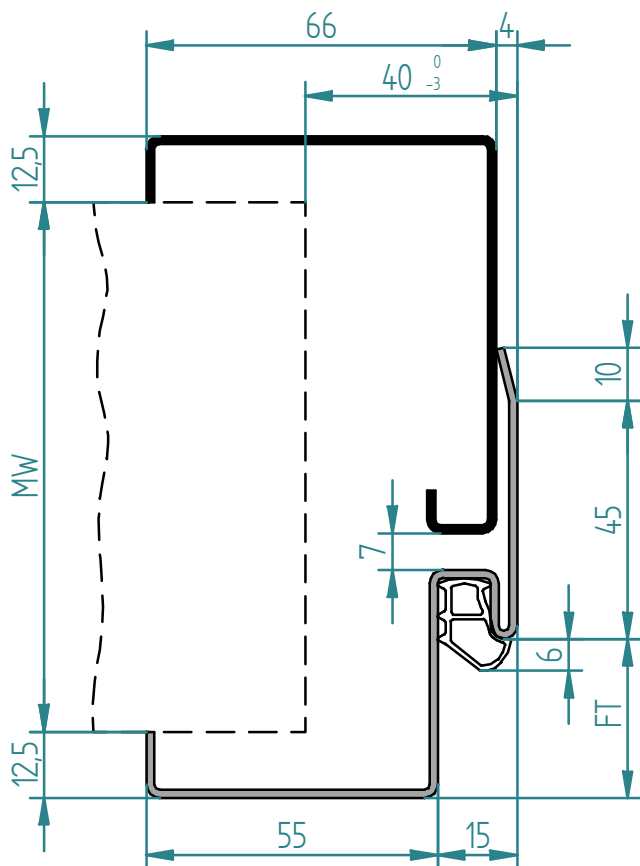
gefälztes Türblatt
 porta con battuta
 rebated door



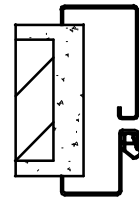
stumpfes Türblatt
 porta a filo senza battuta
 flush door



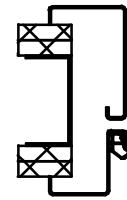
Ganzglastür
 porta in cristallo
 Glass door



Montage auf fertiger Wand
 montaggio su parete finita
 fitting on finished wall



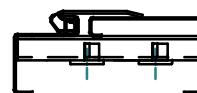
Montage auf Gipswand
 montaggio su parete
 in cartongesso
 fitting on stud/gypsum wall



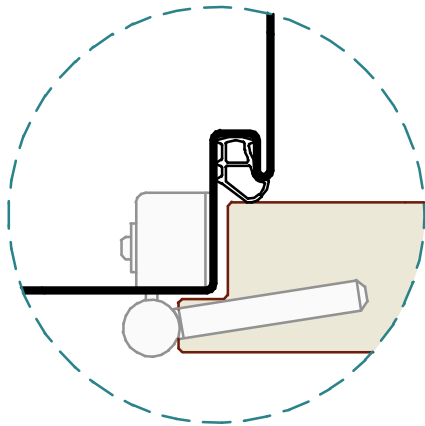
Montage auf Holzblindrahmen
 montaggio su falso telaio
 fitting on wooden subframe



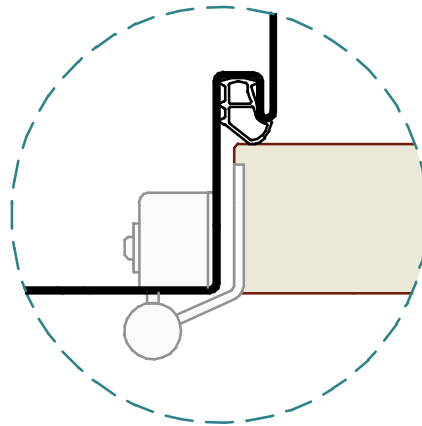
Befestigung Hutanker S2+TZ
 fissaggio staffa ad "U" S2+TZ
 fitting with "U" bracket S2+TZ



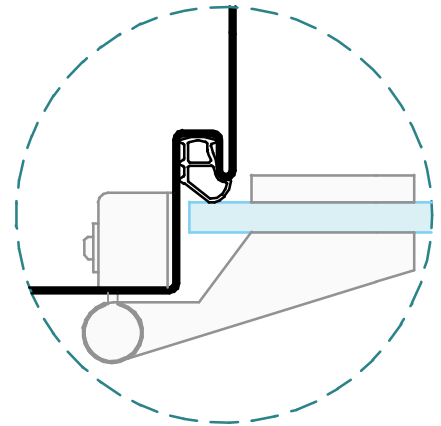
Befestigung Universalanker
 fissaggio staffa universale
 fitting with universal bracket



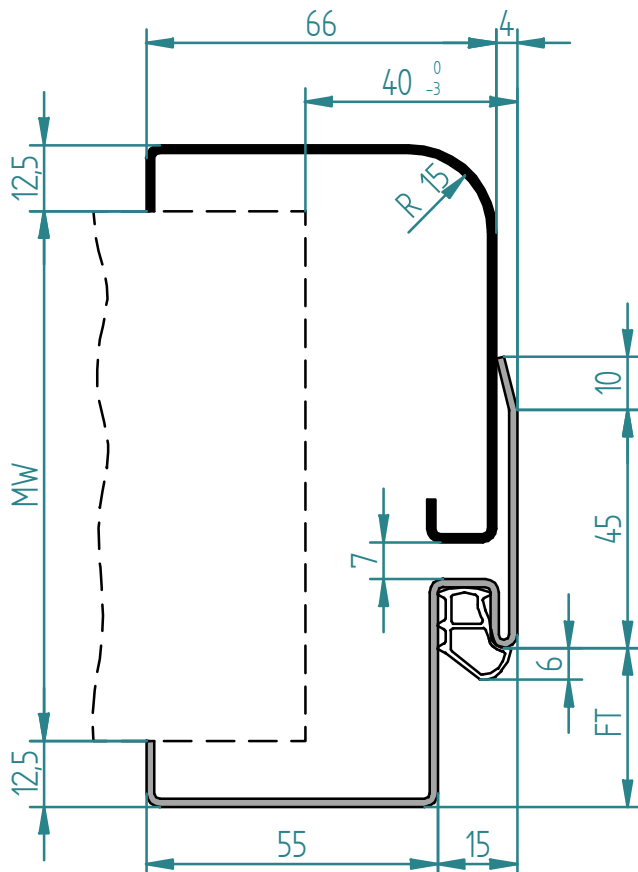
gefälztes Türblatt
 porta con battuta
 rebated door



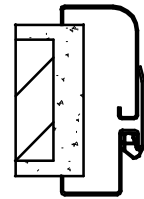
stumpfes Türblatt
 porta a filo senza battuta
 flush door



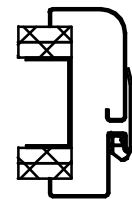
Ganzglastür
 porta in cristallo
 Glass door



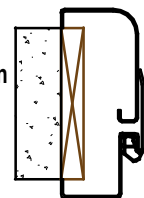
Montage auf fertiger Wand
 montaggio su parete finita
 fitting on finished wall



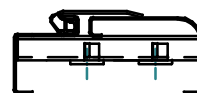
Montage auf Gipswand
 montaggio su parete
 in cartongesso
 fitting on stud/gypsum wall



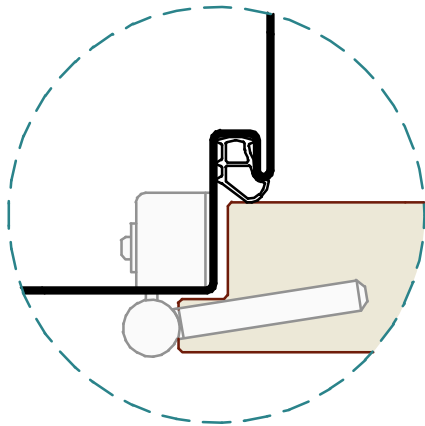
Montage auf Holzblindrahmen
 montaggio su falso telaio
 fitting on wooden subframe



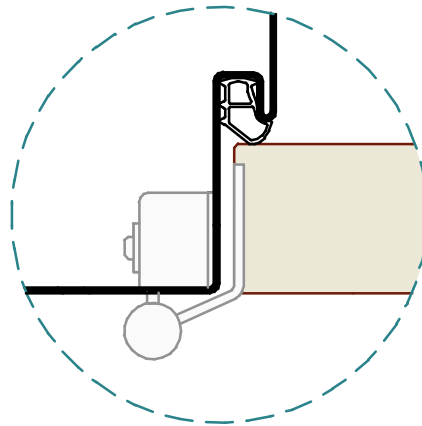
Befestigung Hutanker S2+TZ
 fissaggio staffa ad "U" S2+TZ
 fitting with "U" bracket S2+TZ



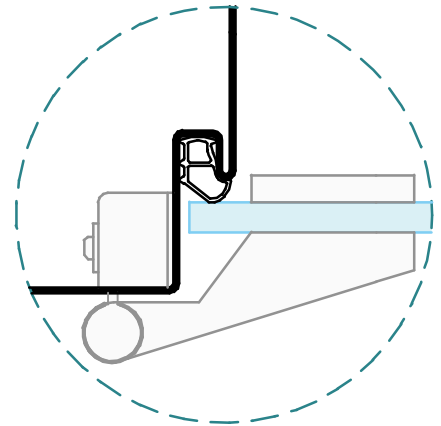
Befestigung Universalanker
 fissaggio staffa universale
 fitting with universal bracket



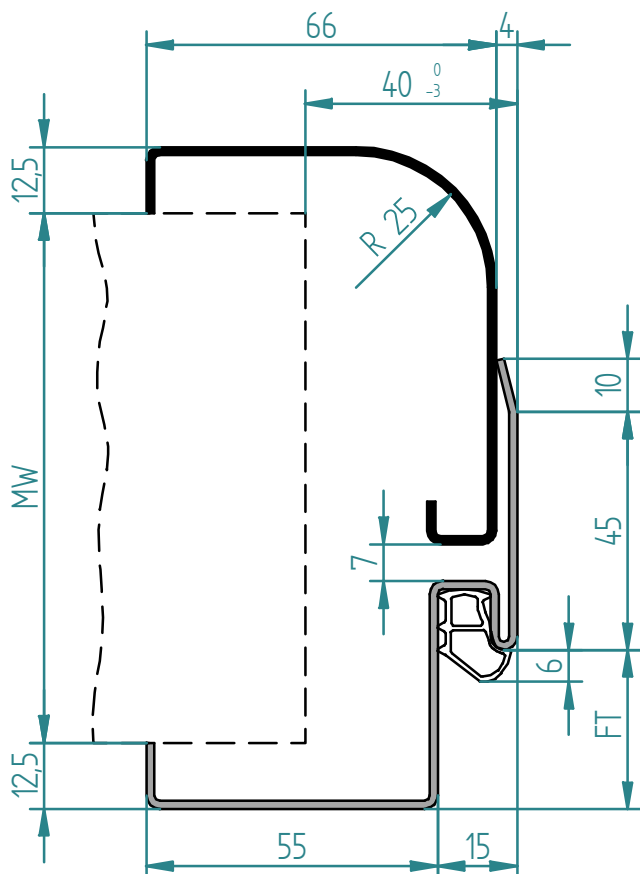
gefälztes Türblatt
 porta con battuta
 rebated door



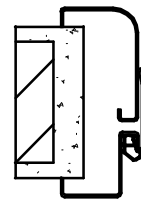
stumpfes Türblatt
 porta a filo senza battuta
 flush door



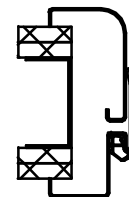
Ganzglastür
 porta in cristallo
 Glass door



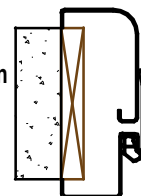
Montage auf fertiger Wand
 montaggio su parete finita
 fitting on finished wall



Montage auf Gipswand
 montaggio su parete
 in cartongesso
 fitting on stud/gypsum wall



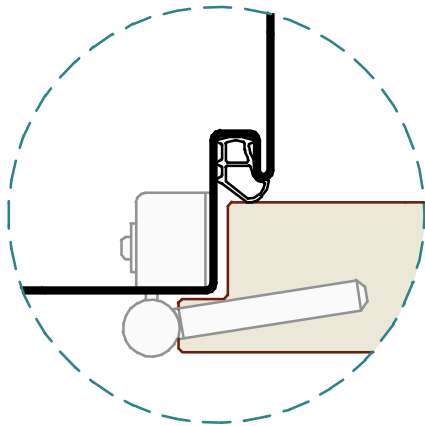
Montage auf Holzblindrahmen
 montaggio su falso telaio
 fitting on wooden subframe



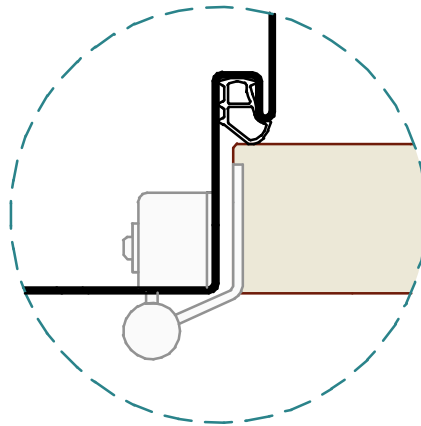
Befestigung Hutanker S2+TZ
 fissaggio staffa ad "U" S2+TZ
 fitting with "U" bracket S2+TZ



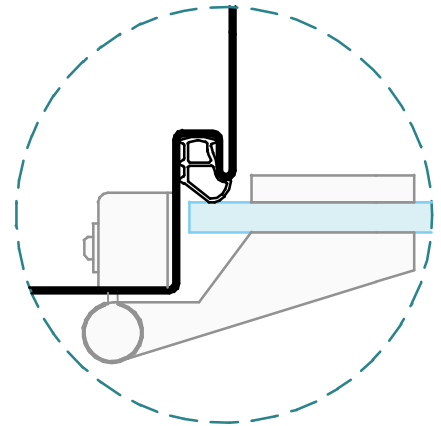
Befestigung Universalanker
 fissaggio staffa universale
 fitting with universal bracket



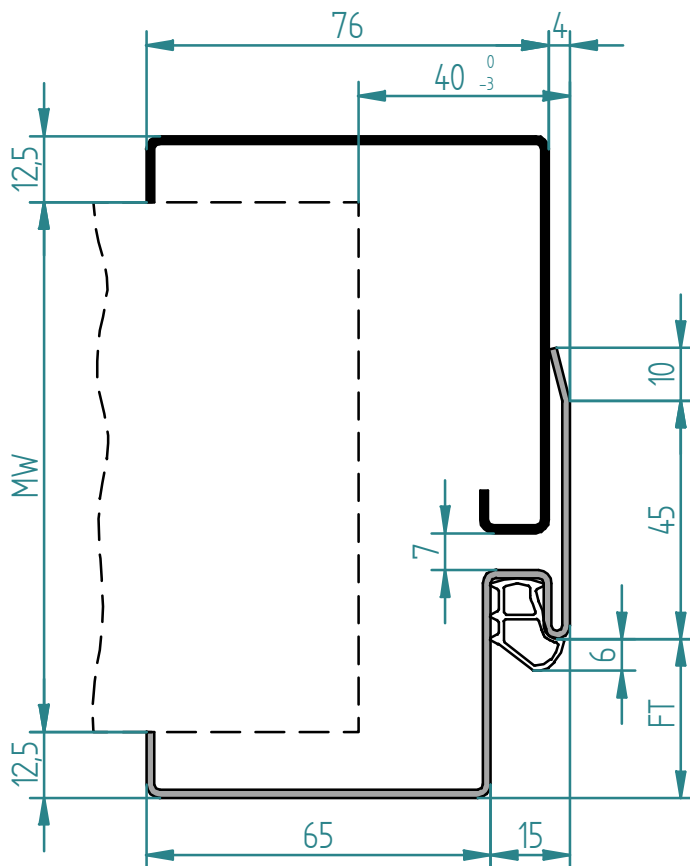
gefälztes Türblatt
 porta con battuta
 rebated door



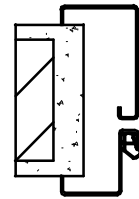
stumpfes Türblatt
 porta a filo senza battuta
 flush door



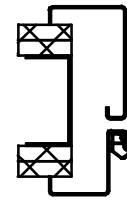
Ganzglastür
 porta in cristallo
 Glass door



Montage auf fertiger Wand
 montaggio su parete finita
 fitting on finished wall



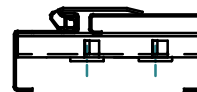
Montage auf Gipswand
 montaggio su parete
 in cartongesso
 fitting on stud/gypsum wall



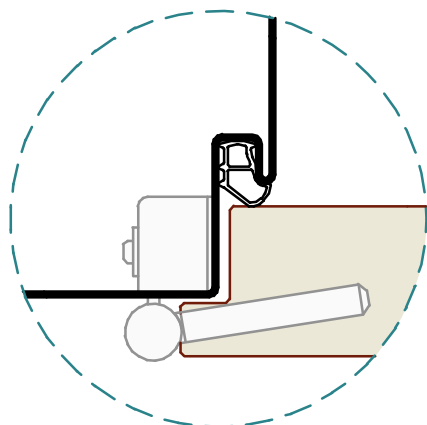
Montage auf Holzblindrahmen
 montaggio su falso telaio
 fitting on wooden subframe



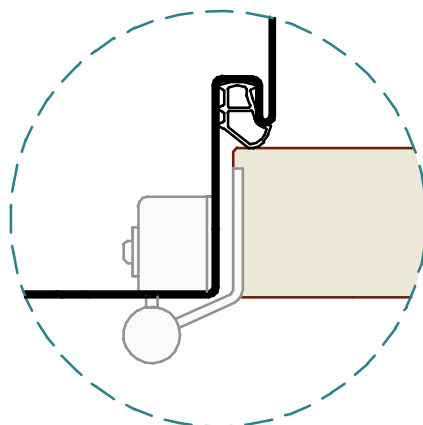
Befestigung Hutanker S2+TZ
 fissaggio staffa ad "U" S2+TZ
 fitting with "U" bracket S2+TZ



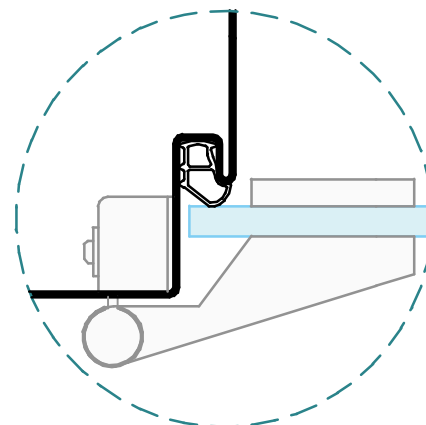
Befestigung Universalanker
 fissaggio staffa universale
 fitting with universal bracket



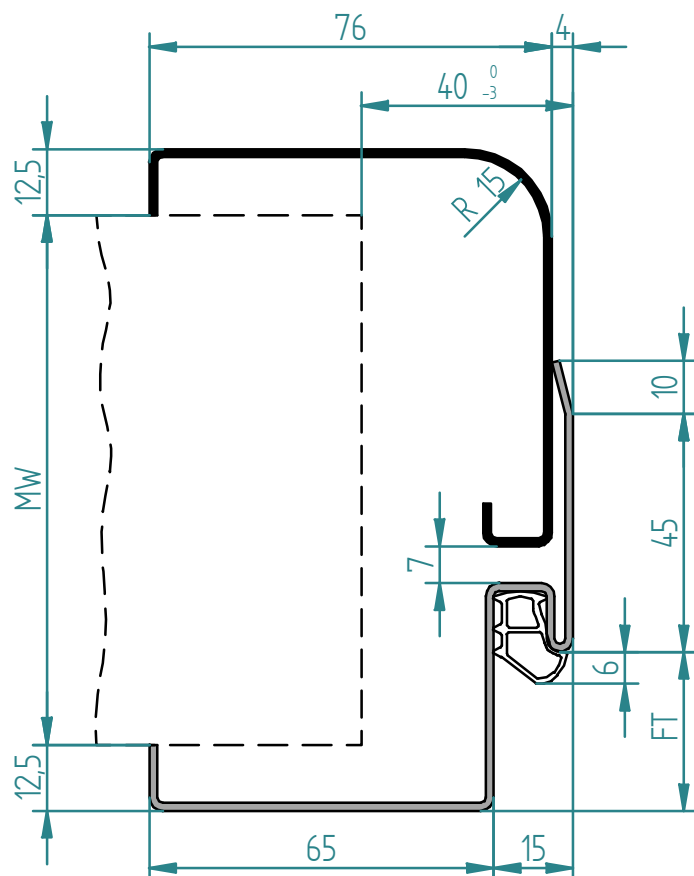
gefälztes Türblatt
 porta con battuta
 rebated door



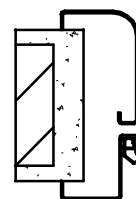
stumpfes Türblatt
 porta a filo senza battuta
 flush door



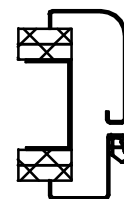
Ganzglastür
 porta in cristallo
 Glass door



Montage auf fertiger Wand
 montaggio su parete finita
 fitting on finished wall



Montage auf Gipswand
 montaggio su parete
 in cartongesso
 fitting on stud/gypsum wall



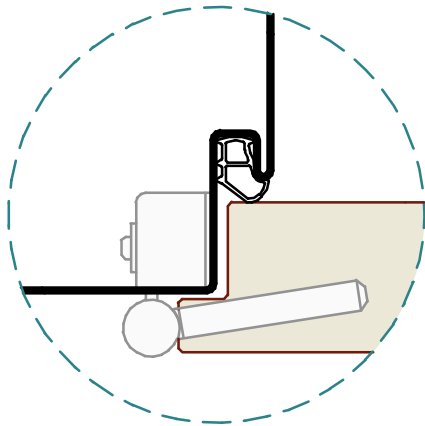
Montage auf Holzblindrahmen
 montaggio su falso telaio
 fitting on wooden subframe



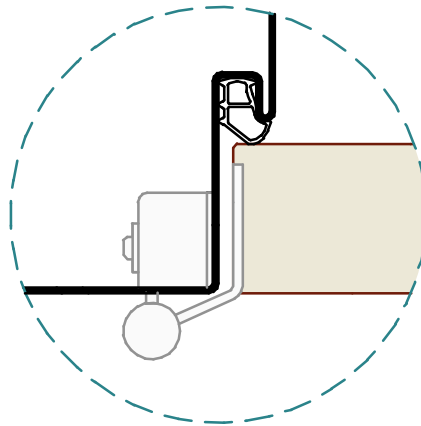
Befestigung Hutanker S2+TZ
 fissaggio staffa ad "U" S2+TZ
 fitting with "U" bracket S2+TZ



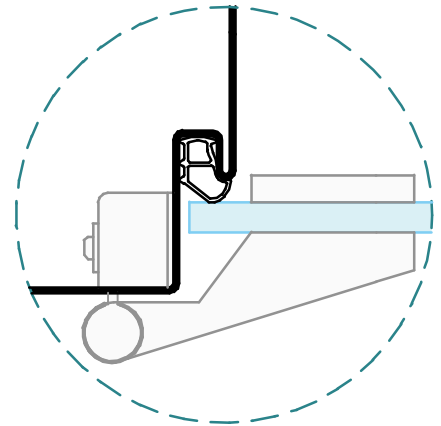
Befestigung Universalanker
 fissaggio staffa universale
 fitting with universal bracket



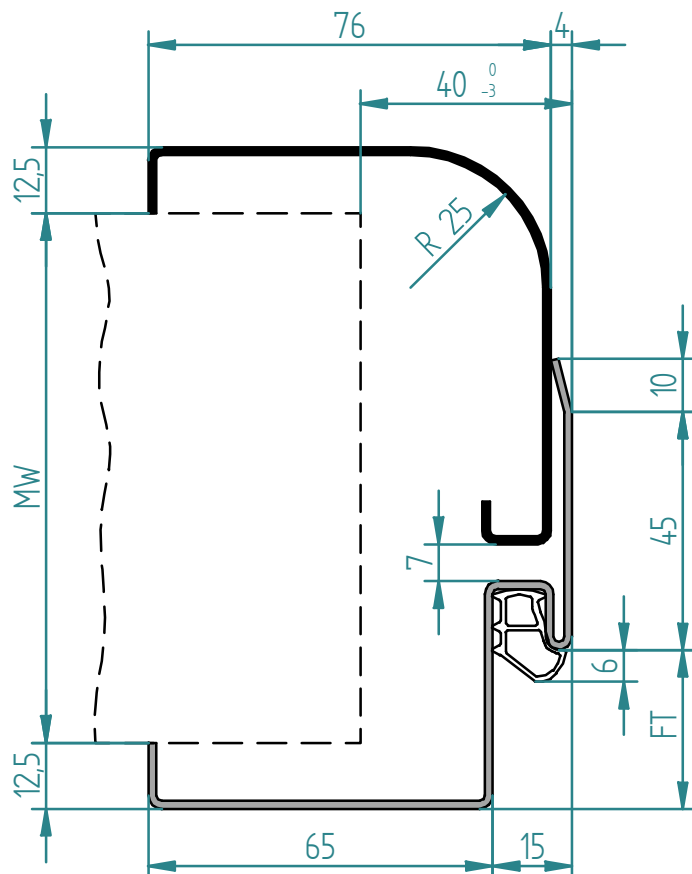
gefälztes Türblatt
 porta con battuta
 rebated door



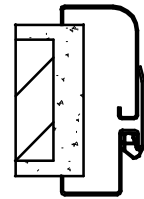
stumpfes Türblatt
 porta a filo senza battuta
 flush door



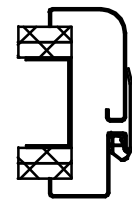
Ganzglastür
 porta in cristallo
 Glass door



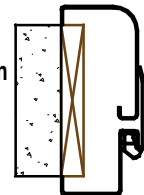
Montage auf fertiger Wand
 montaggio su parete finita
 fitting on finished wall



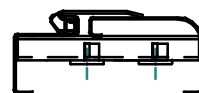
Montage auf Gipswand
 montaggio su parete
 in cartongesso
 fitting on stud/gypsum wall



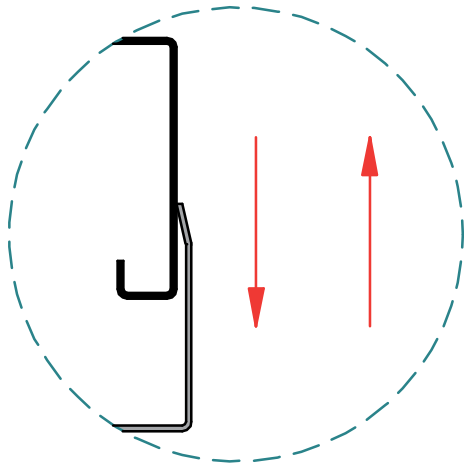
Montage auf Holzblindrahmen
 montaggio su falso telaio
 fitting on wooden subframe



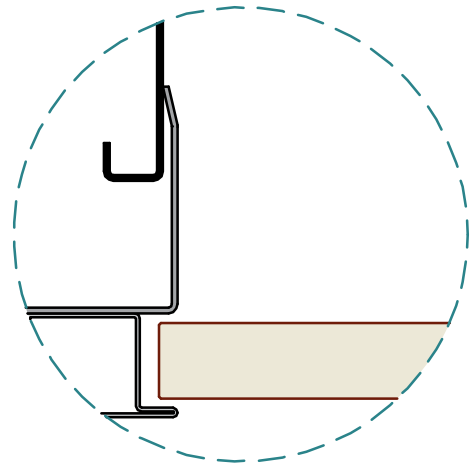
Befestigung Hutanker S2+TZ
 fissaggio staffa ad "U" S2+TZ
 fitting with "U" bracket S2+TZ



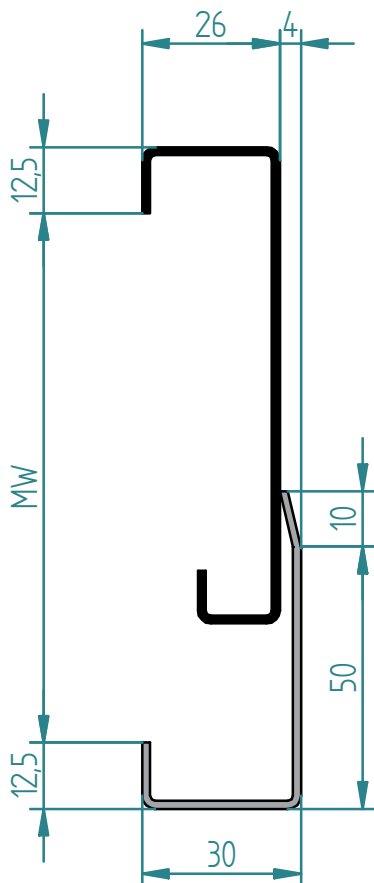
Befestigung Universalanker
 fissaggio staffa universale
 fitting with universal bracket



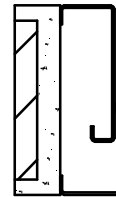
Durchgangszarge
 telai di passaggio
 trespassing frames



Stahlzarge für Schiebetür
 casseporte per porte scorrevoli
 steel frames for sliding doors



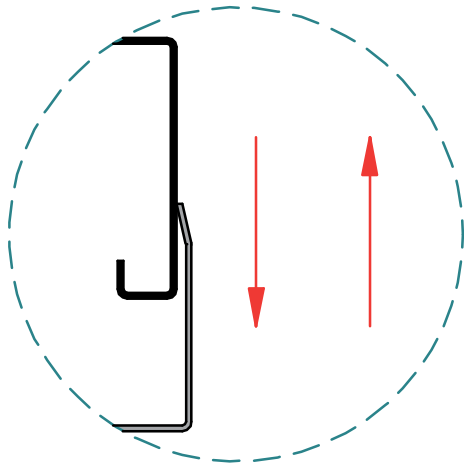
Montage auf fertiger Wand
 montaggio su parete finita
 fitting on finished wall



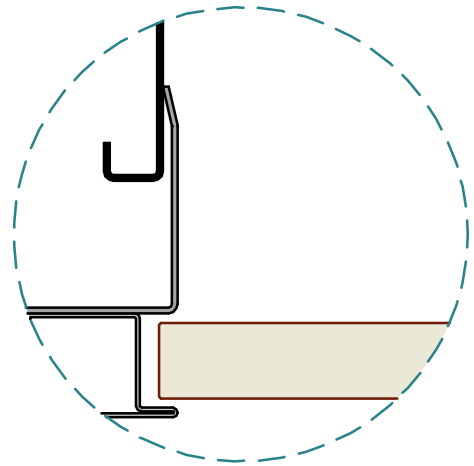
Montage auf Gipswand
 montaggio su parete
 in cartongesso
 fitting on stud/gypsum wall



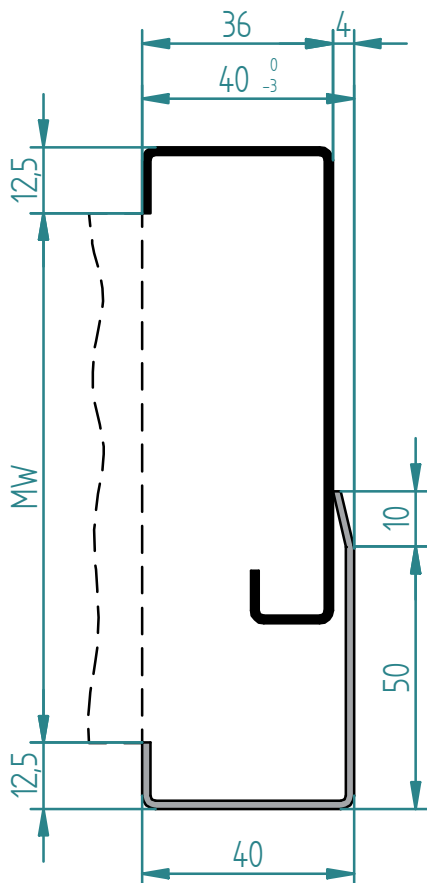
Befestigung: Lasche 4007-4207
 fissaggio: staffa di fissaggio 4007-4207
 fitting: with fixing clamp 4007-4207



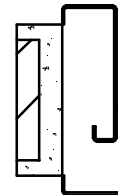
Durchgangszarge
 telai di passaggio
 trespassing frames



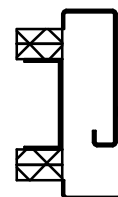
Stahlzarge für Schiebetür
 casseporte per porte scorrevoli
 steel frames for sliding doors



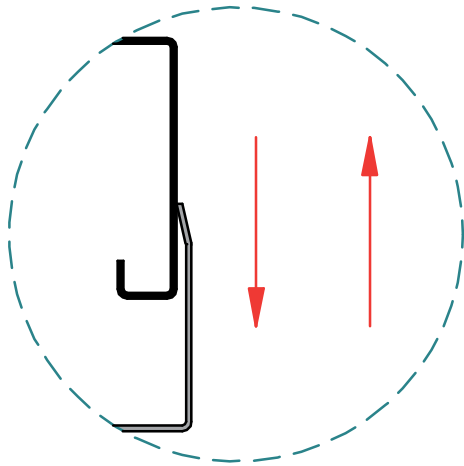
Montage auf fertiger Wand
 montaggio su parete finita
 fitting on finished wall



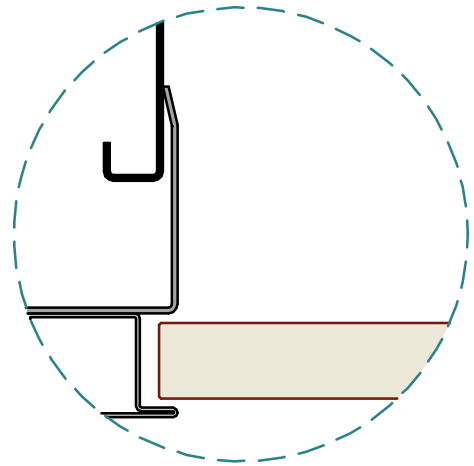
Montage auf Gipswand
 montaggio su parete
 in cartongesso
 fitting on stud/gypsum wall



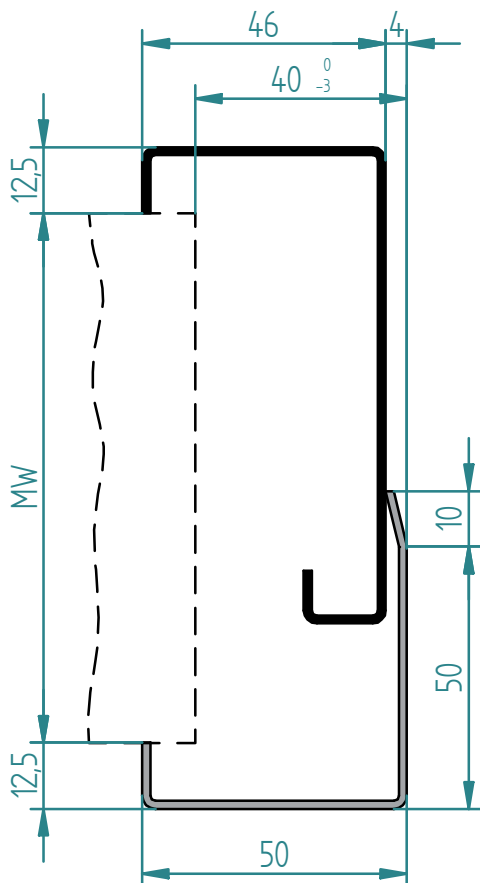
Befestigung: Lasche 4007-4207
 fissaggio: staffa di fissaggio 4007-4207
 fitting: with fixing clamp 4007-4207



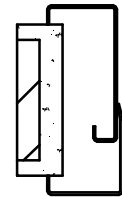
Durchgangszarge
 telai di passaggio
 trespassing frames



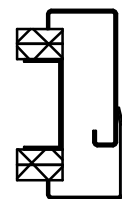
Stahlzarge für Schiebetür
 casseporte per porte scorrevoli
 steel frames for sliding doors



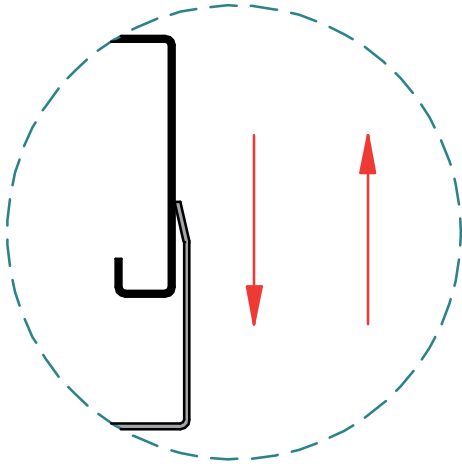
Montage auf fertiger Wand
 montaggio su parete finita
 fitting on finished wall



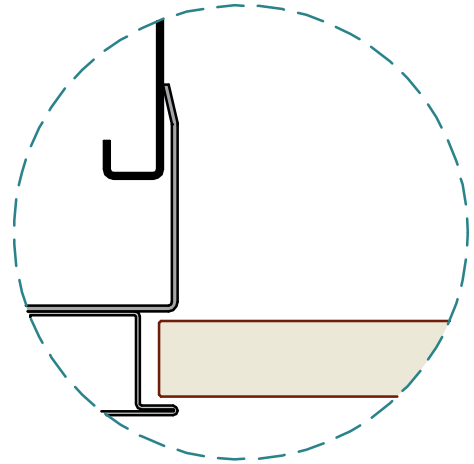
Montage auf Gipswand
 montaggio su parete
 in cartongesso
 fitting on stud/gypsum wall



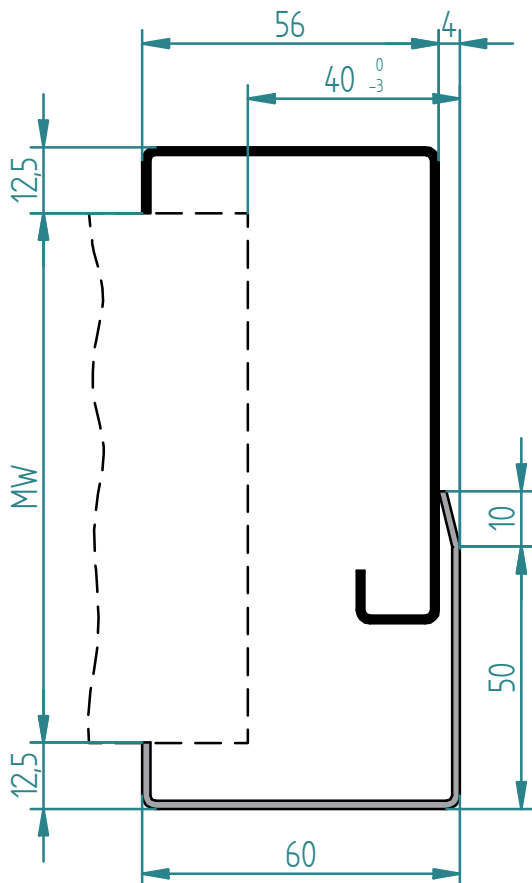
Befestigung: Lasche 4007-4207
 fissaggio: staffa di fissaggio 4007-4207
 fitting: with fixing clamp 4007-4207



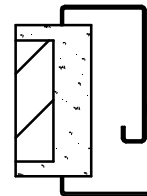
Durchgangszarge
 telai di passaggio
 trespassing frames



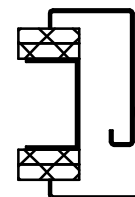
Stahlzarge für Schiebetür
 casseporte per porte scorrevoli
 steel frames for sliding doors



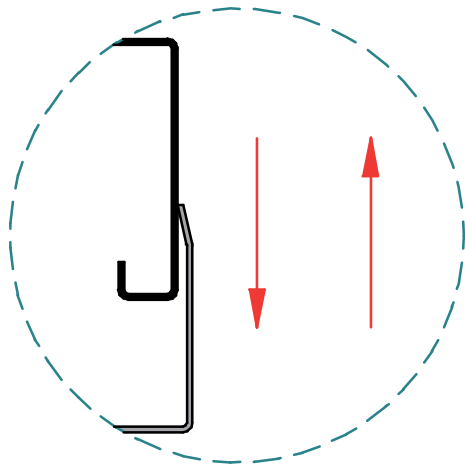
Montage auf fertiger Wand
 montaggio su parete finita
 fitting on finished wall



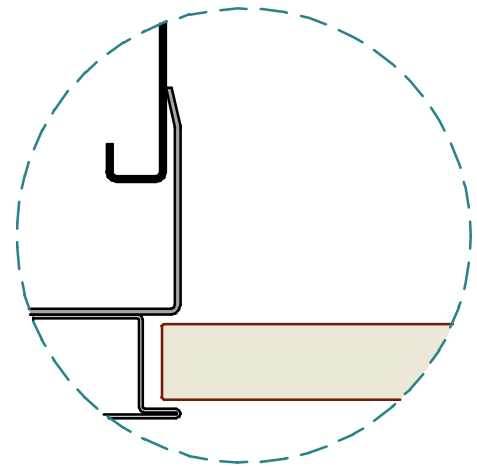
Montage auf Gipswand
 montaggio su parete
 in cartongesso
 fitting on stud/gypsum wall



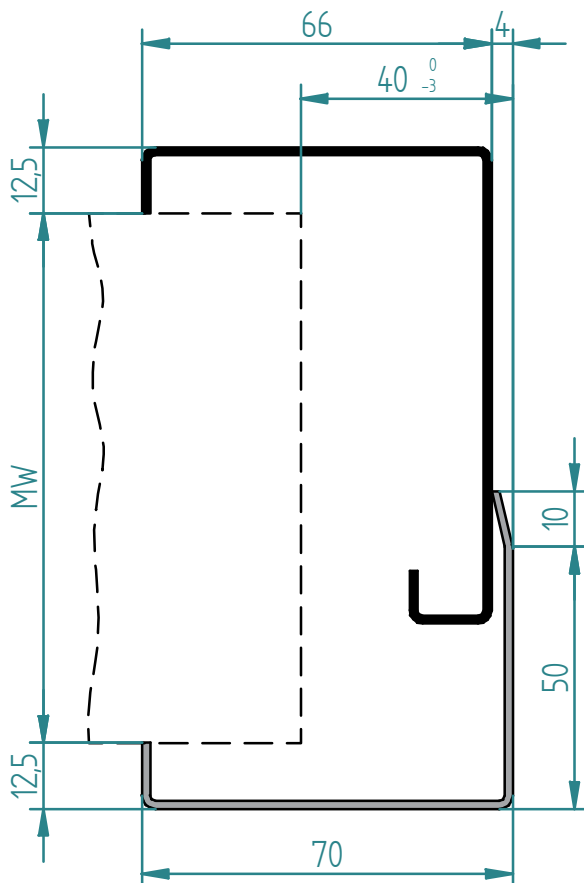
Befestigung: Lasche 4007-4207
 fissaggio: staffa di fissaggio 4007-4207
 fitting: with fixing clamp 4007-4207



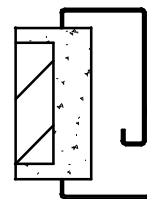
Durchgangszarge
 telai di passaggio
 trespassing frames



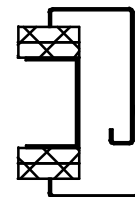
Stahlzarge für Schiebetür
 casseporte per porte scorrevoli
 steel frames for sliding doors



Montage auf fertiger Wand
 montaggio su parete finita
 fitting on finished wall



Montage auf Gipswand
 montaggio su parete
 in cartongesso
 fitting on stud/gypsum wall



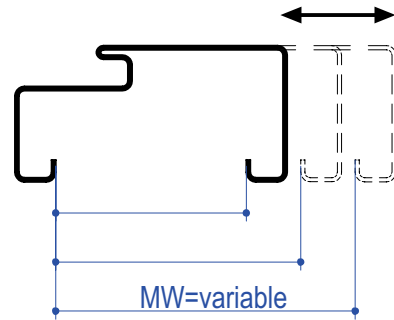
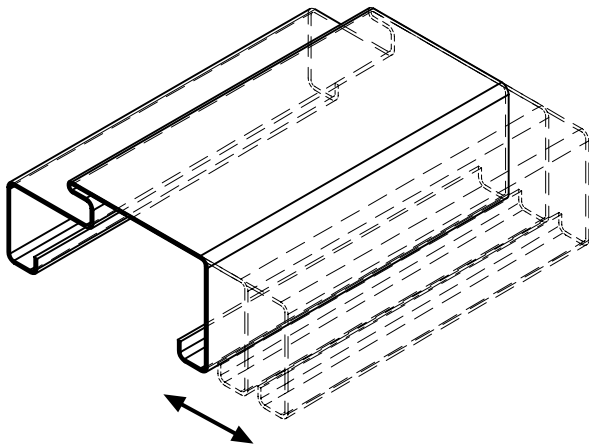
Montage auf Holzblindrahmen
 montaggio su falso telaio
 fitting on wooden subframe



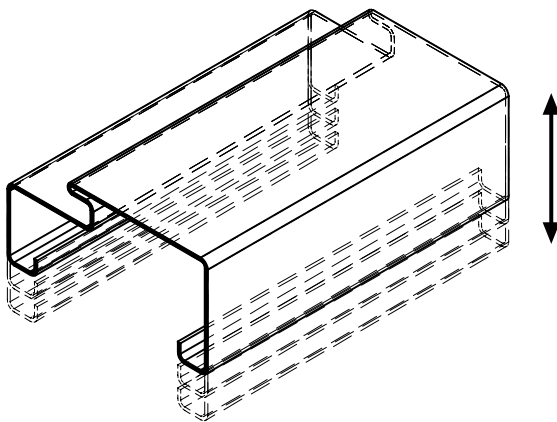
Befestigung: Lasche 4007-4207
 fissaggio: staffa di fissaggio 4007-4207
 fitting: with fixing clamp 4007-4207

TELESCOP

Sonderprofile auf Anfrage
 produciamo anche profili su richiesta
 special profile on request

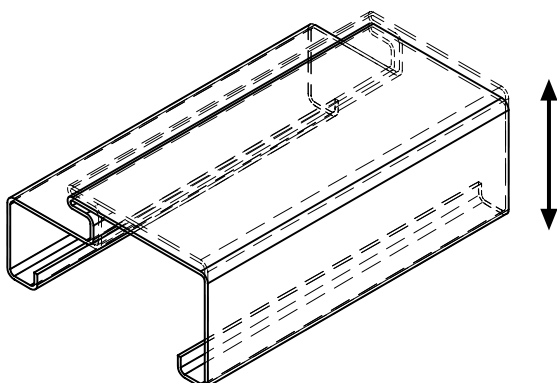
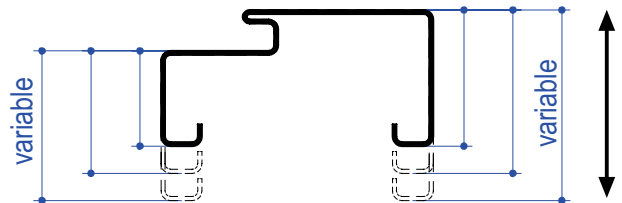


MW = Wandstärke / Maulweite
 MW = Spessore parete
 MW = Wall thickness

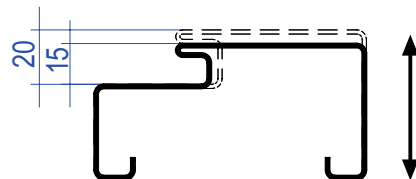


Spiegel Falzseite
 Mostrina lato battuta
 Face rebate side

Spiegel Falzgegenseite
 Mostrina lato opposto battuta
 Face sleeve side



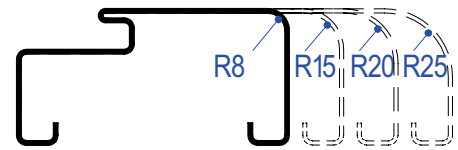
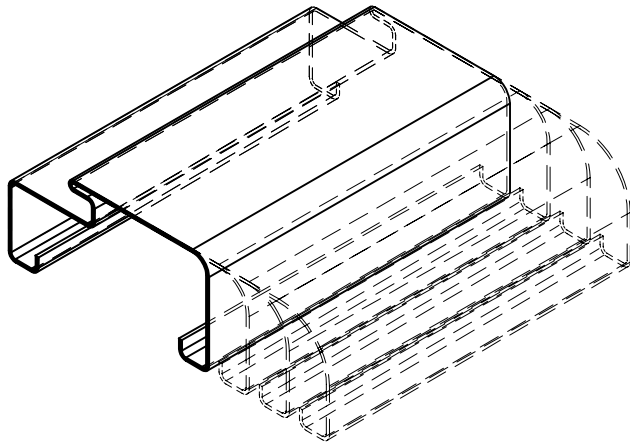
Falzbreite
 larghezza battuta
 Rebate width



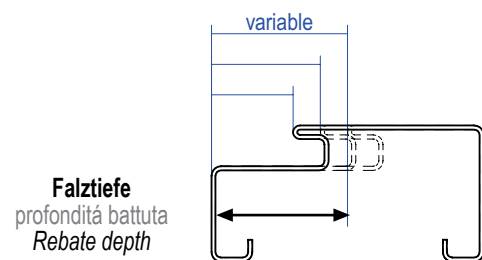
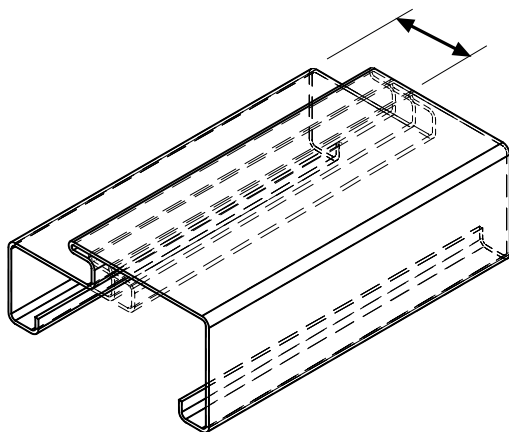
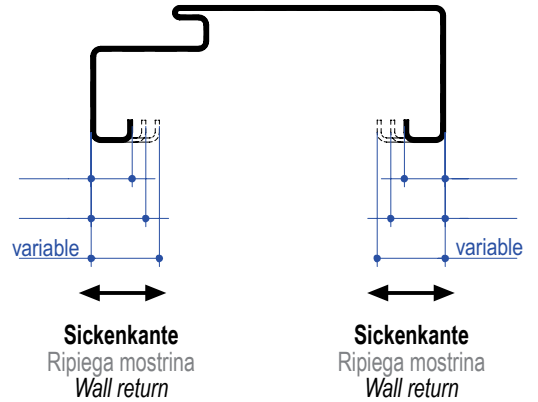
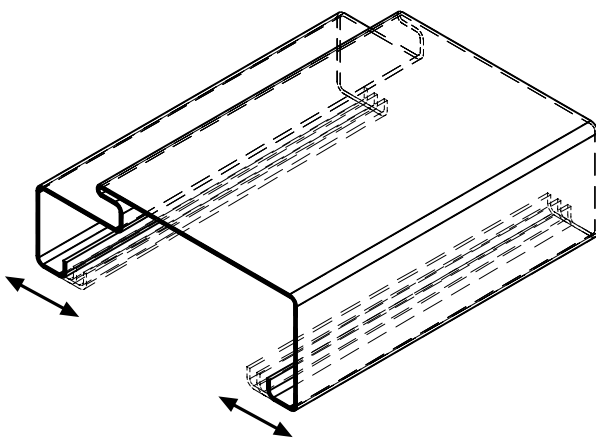
TELESCOP

Sonderprofile auf Anfrage
 produciamo anche profili su richiesta
 special profile on request

R = Radius
 R = raggio
 R = radius



gerundet
 raggiato
 rounded

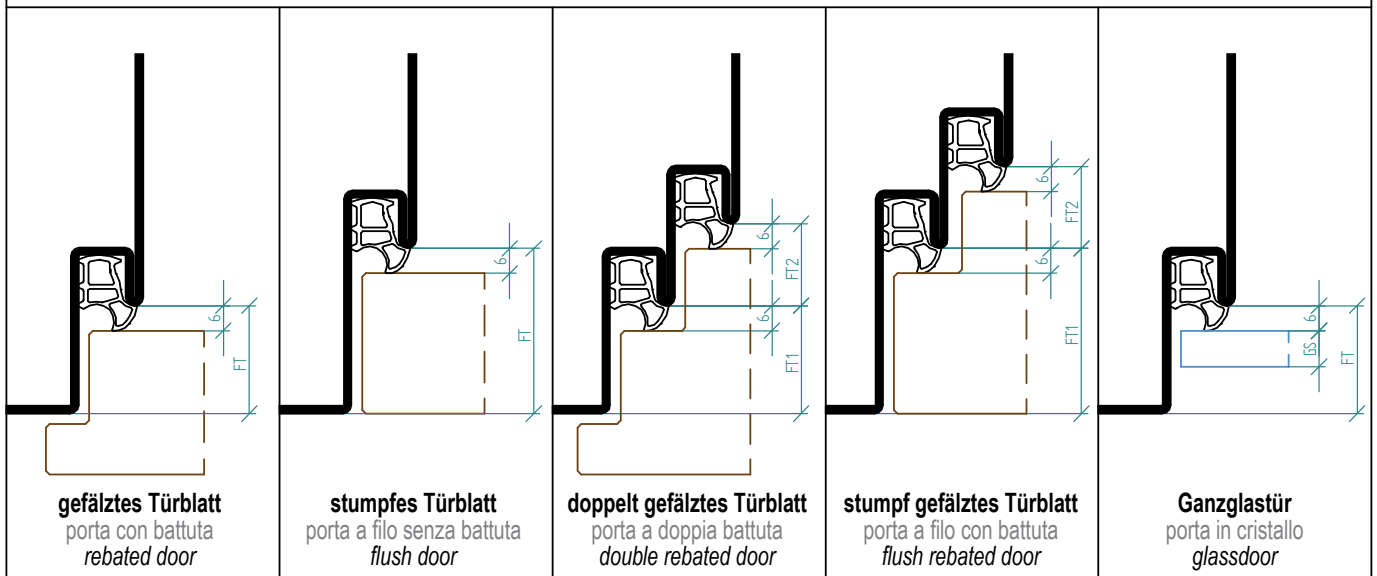
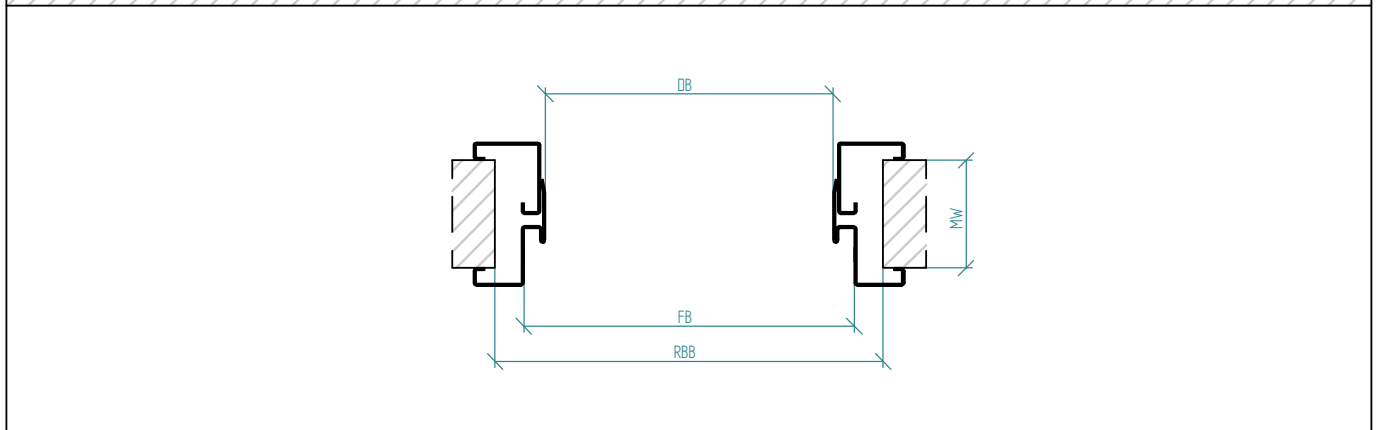
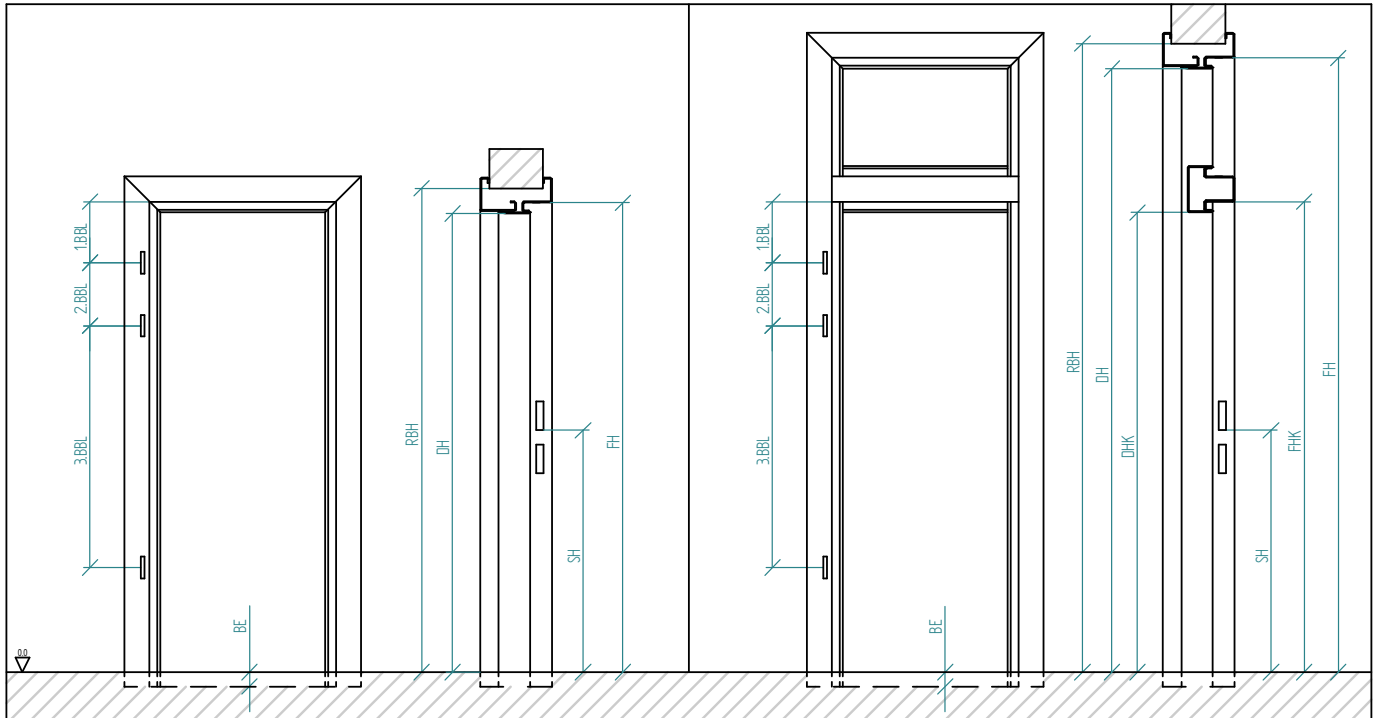


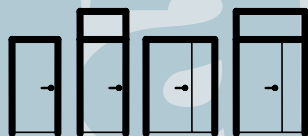
<p>1</p>	<table border="1"> <tr> <td>A</td> <td>rebed part with welded corners</td> </tr> <tr> <td>B</td> <td>sleeve part with welded corners</td> </tr> <tr> <td>C</td> <td>screw 3,9 x 38</td> </tr> <tr> <td>D</td> <td>screw 4,5 x 50</td> </tr> <tr> <td>E</td> <td>rubber seal</td> </tr> </table>	A	rebed part with welded corners	B	sleeve part with welded corners	C	screw 3,9 x 38	D	screw 4,5 x 50	E	rubber seal	<p>2</p>	<p>L R</p>
A	rebed part with welded corners												
B	sleeve part with welded corners												
C	screw 3,9 x 38												
D	screw 4,5 x 50												
E	rubber seal												
<p>A B</p>	<p>3</p>	<p>3.1 3.2</p>	<p>4</p>										
<p>5</p>	<p>6</p>	<p>7</p>	<p>8</p>										
<p>* hinge dependent</p>													



Via stazione 22/A, I-39035 Monguefio (BZ)
 Tel. +39 0474 947 200, Fax 947 299
 www.rema-online.it E-mail info@rema-online.it

TELESCOP





Via stazione 22/A, I-39035 Mongueifo (BZ)
 Tel. +39 0474 947 200, Fax 947 299
 www.rema-online.it E-mail info@rema-online.it

TELESCOP

Kunde:	Lieferung:	
Anschrift:	Kunde bzw. Baustelle:	
UID.Nr.		
Tel.:	Fax.:	
e-mail		
Kontaktperson:	e-mail	
Projekt:	Tel.:	Fax.:
Gewünschter Liefertermin KW:	Kontaktperson:	Mobil:

<p>1.) Material <input type="checkbox"/> 1,5 mm verzinktes Stahlblech <input type="checkbox"/> 2,0 mm verzinktes Stahlblech <input type="checkbox"/> Edelstahl V2A 1,5 mm SB <input type="checkbox"/> Edelstahl V4A 1,5 mm SB <input type="checkbox"/> andere _____</p> <p>2.) Oberfläche <input type="checkbox"/> roh <input type="checkbox"/> pulvergrundiert (RAL 9010) <input type="checkbox"/> pulverbeschichtet RAL _____ <input type="checkbox"/> glatt-glänzend <input type="checkbox"/> glatt-matt <input type="checkbox"/> Feinstruktur-seidenglänzend <input type="checkbox"/> Feinstruktur-matt <input type="checkbox"/> andere _____</p> <p>3.) Falzausführung Türblatt <input type="checkbox"/> gefälzt 25,5 mm oder _____ <input type="checkbox"/> stumpf 40 mm oder _____ <input type="checkbox"/> Doppelfalz überfälzt FT1 _____ FT2 _____ <input type="checkbox"/> Doppelfalz stumpf FT1 _____ FT2 _____ <input type="checkbox"/> Glastürblatt _____ (8-10)</p> <p>4.) Bandaufnahme <input type="checkbox"/> V8600 <input type="checkbox"/> VX 7511 3D <input type="checkbox"/> VN 7608 120 3D <input type="checkbox"/> VN 7608 160 3D <input type="checkbox"/> andere _____</p>	<p>5.) Bandbezugslinien <input type="checkbox"/> 1.BBL 241 mm 2.BBL 1435 mm <input type="checkbox"/> 1.BBL 241 mm 2.BBL 1560 mm <input type="checkbox"/> 1.BBL _____ mm 2.BBL _____ mm <input type="checkbox"/> 3.BBL _____ mm 3.BBL 250 mm <input type="checkbox"/> 3.BBL mittig _____ 4.BBL _____ mm</p> <p>6.) Schlossstanzung <input type="checkbox"/> 62-23-62 mit verstellbarem Schliessblech <input type="checkbox"/> andere _____</p> <p>7.) Schlosstiefe (ST) <input type="checkbox"/> gefälzt ST=4 mm oder _____ mm <input type="checkbox"/> stumpf ST=15,5 mm oder _____ mm</p> <p>8.) Schloßhöhe (SH) <input type="checkbox"/> 1050 mm <input type="checkbox"/> andere _____</p> <p>9.) Befestigung <input type="checkbox"/> Maueranker für Beton / Mauerwerk <input type="checkbox"/> Hutanker für Gipskartonmontage <input type="checkbox"/> Klemmbügel und Rapid Block für SPEED <input type="checkbox"/> verstellbare Universallasche für TELESCOP / S2 <input type="checkbox"/> andere _____</p> <p>10.) Kämpferprofil für Oberlichte <input type="checkbox"/> ja <input type="checkbox"/> nein <input type="checkbox"/> Kämpferprofil ALUMINIUM 45-75 <input type="checkbox"/> Kämpferprofil STAHL gekantet: Profiltyp _____</p>	<p>11.) Glasleistenprofil für Oberlichte <input type="checkbox"/> Aluminiumglasleiste 15x15mm zum Aufklipsen <input type="checkbox"/> Profilirhrglasleiste _____x15mm zum Aufschrauben <input type="checkbox"/> andere _____</p> <p>12.) Glasstärke für Oberlichte <input type="checkbox"/> _____ mm</p> <p>13.) Dichtungstyp C 1397 <input type="checkbox"/> grau <input type="checkbox"/> schwarz <input type="checkbox"/> weiss <input type="checkbox"/> braun</p> <p>14.) Bodeneinstand (BE) <input type="checkbox"/> ohne <input type="checkbox"/> mit: _____ mm</p> <p>15.) Extras <input type="checkbox"/> ohne <input type="checkbox"/> mit: _____</p> <p>16.) Bandlieferung <input type="checkbox"/> ja <input type="checkbox"/> nein Bandtyp _____</p> <p>17.) Zeichnungen <input type="checkbox"/> ja <input type="checkbox"/> nein Zeichnungsnr.: _____</p>
---------------------------------------------------------------------------------------------------------------------------------------------------------------------------------------------------------------------------------------------------------------------------------------------------------------------------------------------------------------------------------------------------------------------------------------------------------------------------------------------------------------------------------------------------------------------------------------------------------------------------------------------------------------------------------------------------------------------------------------------------------------------------------------------------------------------------------------------------------------------------------------------------------------------------------------------------------------------------------------------------------------------------------------------------------------------------------------------------------------------------------------------------------------------------------------------------------------------------------------------------------------------------------------------------------------------------------------------------	-----------------------------------------------------------------------------------------------------------------------------------------------------------------------------------------------------------------------------------------------------------------------------------------------------------------------------------------------------------------------------------------------------------------------------------------------------------------------------------------------------------------------------------------------------------------------------------------------------------------------------------------------------------------------------------------------------------------------------------------------------------------------------------------------------------------------------------------------------------------------------------------------------------------------------------------------------------------------------------------------------------------------------------------------------------------------------------------------------------------------------------------------------------------------------------------------------------------------------------------------------------------------------------------------------------------------------------------------------------------------------------------------------------------------------------------	------------------------------------------------------------------------------------------------------------------------------------------------------------------------------------------------------------------------------------------------------------------------------------------------------------------------------------------------------------------------------------------------------------------------------------------------------------------------------------------------------------------------------------------------------------------------------------------------------------------------------------------------------------------------------------------------------------------------------------------------------------------------------------------------------------------------------------------------------------------------------------------------------------------------------------------------------------------------------------------------------------------------------

pos.	Profiltyp	MW	Wandöffnungsmass: RBB / RBH		Kämpferhöhe für Oberlichte	Öffnungsrichtung DIN		2 flg.	ges. Stückz.	EXTRAS	Preis
			Zargenfalzmass: FB / FH	lichtes Durchgangsmass: DB / DH		L	R				
			Breite	Höhe	DKH						

Auftragsnr. _____ Datum: _____ Unterschrift: _____



Via stazione 22/A, I-39035 Monguefio (BZ)
 Tel. +39 0474 947 200, Fax 947 299
 www.rema-online.it E-mail info@rema-online.it

TELESCOP

cliente:	spedizione:	
indirizzo:	cliente opp. cantiere:	
P. IVA:		
Tel.:	Fax.:	
e-mail		
Persona di contatto:	e-mail	
Progetto:	Tel.:	Fax.:
Consegna richiesta: _____	Persona di contatto:	cellulare:

<p>1.) materiale ___ lamiera zincata 1,5 mm ___ lamiera zincata 2,0 mm ___ acciaio INOX AISI 304 1,5 mm ___ acciaio INOX AISI 316 1,5 mm ___ altri _____</p> <p>2.) superficie ___ zincata ___ con mano di fondo (RAL 9010) ___ verniciato a polveri RAL _____ ___ liscio - lucido ___ liscio - opaco ___ raggrinz. - semilucido ___ raggrinz. - opaco ___ altri _____</p> <p>3.) esecuzione battuta ___ porta con battuta 25,5 mm o _____ ___ porta senza battuta 40 mm o _____ ___ porta a doppia battuta FT1 _____ FT2 _____ ___ porta a filo con battuta FT1 _____ FT2 _____ ___ porta in cristallo _____ (8-10)</p> <p>4.) predisposizione per cerniere ___ V8600 ___ VX 7511 3D ___ VN 7608 120 3D ___ VN 7608 160 3D ___ altri _____</p>	<p>5.) posizionamento cerniere ___ 1.BBL 241 mm 2.BBL 1435 mm ___ 1.BBL 241 mm 2.BBL 1560 mm ___ 1.BBL _____ mm 2.BBL _____ mm ___ 3.BBL _____ mm 3.BBL 250 mm ___ 3.BBL centrale ___ 4.BBL _____ mm</p> <p>6.) foro serratura ___ 62-23-62 con incontro serratura regolabile ___ altri _____</p> <p>7.) profondità serratura (ST) ___ per porta con battuta ST=4 mm o _____ mm ___ per porta senza battuta ST=15,5 mm o _____ mm</p> <p>8.) altezza serratura (SH) ___ 1050 mm ___ altri _____</p> <p>9.) sistema di ancoraggio ___ zanche da murare per cemento ___ staffe per fissaggio per parete in cartongesso ___ morsetto e Rapid Block per SPEED ___ staffa universale regolabile per TELESCOP / S2 ___ altri _____</p> <p>10.) profilo traverso per sopra lucce ___ si _____ no ___ profilo traverso in alluminio 45-75 ___ profilo traverso piegato in acciaio: tipo _____</p>	<p>11.) fermavetro per sopra lucce ___ fermavetro-clip 15x15mm in alluminio ___ fermavetro tubolare ___x15mm per avvitare ___ altri _____</p> <p>12.) spessore vetro per sopra lucce _____ mm</p> <p>13.) tipo di guarnizione C 1397 ___ grigio ___ nero ___ bianco ___ marrone</p> <p>14.) incasso nel pavimento (BE) ___ senza ___ con: _____ mm</p> <p>15.) Extras ___ senza ___ con: _____</p> <p>16.) fornitura cerniere ___ si _____ no tipo cerniera _____</p> <p>17.) disegni ___ si _____ no disegno nr.: _____</p>
--------------------------------------------------------------------------------------------------------------------------------------------------------------------------------------------------------------------------------------------------------------------------------------------------------------------------------------------------------------------------------------------------------------------------------------------------------------------------------------------------------------------------------------------------------------------------------------------------------------------------------------------------------------------------------------------------------------------------------------------------------------------------------------------------------------------------------------------------------------------------------------------------------------------------------------------------------------------------------------------------------------------------------------------------------------------------------------------------------------------------------------------------------------------------------------------------------------------------------------------------------------------------------	-----------------------------------------------------------------------------------------------------------------------------------------------------------------------------------------------------------------------------------------------------------------------------------------------------------------------------------------------------------------------------------------------------------------------------------------------------------------------------------------------------------------------------------------------------------------------------------------------------------------------------------------------------------------------------------------------------------------------------------------------------------------------------------------------------------------------------------------------------------------------------------------------------------------------------------------------------------------------------------------------------------------------------------------------------------------------------------------------------------------------------------------------------------------------------------------------------------------------------------------------------------------------------------------------------------------------------------------------------------------------------	-------------------------------------------------------------------------------------------------------------------------------------------------------------------------------------------------------------------------------------------------------------------------------------------------------------------------------------------------------------------------------------------------------------------------------------------------------------------------------------------------------------------------------------------------------------------------------------------------------------------------------------------------------------------------------------------------------------------------------------------------------------------------------------------------------------------------------------------------------------------------------------------------------------------------------

pos.	tipo del profilo	MW	___ foro parete : RBB / RBH ___ misura battuta : FB / FH ___ luce netta : DB / DH			altezza profilo traverso per sopra lucce		senso di apertura DIN		2 ante	quantità totale	EXTRAS	prezzo
			larghezza	altezza	DHK	L	R						

ordine nr. _____ data: _____ firma del cliente: _____



Via stazione 22/A, I-39035 Monguefio (BZ)
Tel. +39 0474 947 200, Fax 947 299
www.rema-online.it E-mail info@rema-online.it


TELESCOP

Client:	Destination:	
Adress:	site or client adress:	
VAT No.:		
Tel.:	Fax. :	
e-mail		
Contact:	e-mail	
Project:	Tel.:	Fax. :
Requested delivery date:	Contact:	Mobile:

<p>1.) Material <input type="checkbox"/> galvanized steel 1,5 mm <input type="checkbox"/> galvanized steel 2,0 mm <input type="checkbox"/> stainless steel AISI 304 1,5 mm <input type="checkbox"/> stainless steel AISI 316 1,5 mm <input type="checkbox"/> others _____</p> <p>2.) Surface <input type="checkbox"/> raw <input type="checkbox"/> primed (RAL 9010) <input type="checkbox"/> powder coated RAL _____ <input type="checkbox"/> smooth-glossy <input type="checkbox"/> smooth-matte <input type="checkbox"/> finetexture-semigloss <input type="checkbox"/> finetexture-matte <input type="checkbox"/> others _____</p> <p>3.) Doortype <input type="checkbox"/> rebated 25,5 mm or _____ <input type="checkbox"/> flush door 40 mm or _____ <input type="checkbox"/> double rabated FT1 _____ FT2 _____ <input type="checkbox"/> double rebated flush door FT1 _____ FT2 _____ <input type="checkbox"/> glass door _____ (8-10)</p> <p>4.) Hinge preparing <input type="checkbox"/> V8600 <input type="checkbox"/> VX 7511 3D <input type="checkbox"/> VN 7608 120 3D <input type="checkbox"/> VN 7608 160 3D <input type="checkbox"/> others _____</p>	<p>5.) Hinge positions <input type="checkbox"/> 1.BBL 241 mm 2.BBL 1435 mm <input type="checkbox"/> 1.BBL 241 mm 2.BBL 1560 mm <input type="checkbox"/> 1.BBL _____ mm 2.BBL _____ mm <input type="checkbox"/> 3.BBL _____ mm 3.BBL 250 mm <input type="checkbox"/> 3.BBL central _____ 4.BBL _____ mm</p> <p>6.) Lock preparing <input type="checkbox"/> 62-23-62 con with registrable strike plate <input type="checkbox"/> others _____</p> <p>7.) Depth of lock preparing (ST) <input type="checkbox"/> for rebated door ST=4 mm or _____ mm <input type="checkbox"/> fur flush door ST=15,5 mm or _____ mm</p> <p>8.) Hight of lock preparing (SH) <input type="checkbox"/> 1050 mm <input type="checkbox"/> others _____</p> <p>9.) Fixing systems <input type="checkbox"/> special brackets for concrete walls <input type="checkbox"/> special anchors for stud walls <input type="checkbox"/> clamb and Rapid Block for SPEED <input type="checkbox"/> regolable anchor for TELESCOP / S2 <input type="checkbox"/> others _____</p> <p>10.) Transom-bar for overlight frame <input type="checkbox"/> yes _____ no _____ <input type="checkbox"/> transom in aluminium 45-75 <input type="checkbox"/> bended transom in steel : type _____</p>	<p>11.) Glazing bead for fanlight <input type="checkbox"/> clip bead 15x15mm in aluminium <input type="checkbox"/> steel tube bead _____x15mm to screw <input type="checkbox"/> others _____</p> <p>12.) Glass thickness for fanlight _____mm</p> <p>13.) Color of rubber seal C 1397 <input type="checkbox"/> grey <input type="checkbox"/> black <input type="checkbox"/> white <input type="checkbox"/> brown</p> <p>14.) Floor height (BE) <input type="checkbox"/> no <input type="checkbox"/> yes: _____mm</p> <p>15.) Extras <input type="checkbox"/> no <input type="checkbox"/> yes: _____</p> <p>16.) Hinge supply <input type="checkbox"/> yes _____ no _____ hinge type _____</p> <p>17.) Drawings <input type="checkbox"/> yes _____ no _____ drawing nr.: _____</p>
----------------------------------------------------------------------------------------------------------------------------------------------------------------------------------------------------------------------------------------------------------------------------------------------------------------------------------------------------------------------------------------------------------------------------------------------------------------------------------------------------------------------------------------------------------------------------------------------------------------------------------------------------------------------------------------------------------------------------------------------------------------------------------------------------------------------------------------------------------------------------------------------------------------------------------------------------------------------------------------------------------------------------------------------------------------------------------------------------------------------------------------------------------------------------------------------------------------------------------------------------------------------------------------------------------------------------	----------------------------------------------------------------------------------------------------------------------------------------------------------------------------------------------------------------------------------------------------------------------------------------------------------------------------------------------------------------------------------------------------------------------------------------------------------------------------------------------------------------------------------------------------------------------------------------------------------------------------------------------------------------------------------------------------------------------------------------------------------------------------------------------------------------------------------------------------------------------------------------------------------------------------------------------------------------------------------------------------------------------------------------------------------------------------------------------------------------------------------------------------------------------------------------------------------------------------------------------------------------------------------------------------------------------------------------------------------------------------------------------------------------------------------------	----------------------------------------------------------------------------------------------------------------------------------------------------------------------------------------------------------------------------------------------------------------------------------------------------------------------------------------------------------------------------------------------------------------------------------------------------------------------------------------------------------------------------------------------------------------------------------------------------------------------------------------------------------------------------------------------------------------------------------------------------------------------------------------------------------------------------------------------------------------------------------------------------------------------------------------------

pos.	profile type	MW	<input type="checkbox"/> wall opening : RBB / RBH <input type="checkbox"/> frame-rebate dimension : FB / FH <input type="checkbox"/> open size of frame : DB / DH		height of transom for fanlight	handing DIN		2 doors	quantity total	EXTRA	price
			widht	height		DHK	L				

order nr. _____ date: _____ signature : _____





1. Wir über uns/ Referenzen	1. l'azienda / Referenze	1. the company/References
2. Typenübersicht	2. tipologia di casseporte	2. typical frame elevations
3. SPEED 3-teilige Schnellbauzarge	3. SPEED cassaporta in 3-pezzi per montaggio rapido	3. SPEED 3-part frame easy installation
4. S-2 2-teilige Zarge, nicht verstellbar	4. S-2 cassaporta in due pezzi, non regolabile	4. S-2 2-part frame, not adjustable
5. TELESCOP 2-teilige verstellbare Zarge	5. TELESCOP cassaporta regolabile	5. TELESCOP adjustable steel frame
6. SOLID 1-teilige Zarge MW/Mauerwerk 1-teilige Zarge GK/Trockenbauzarge	6. SOLID cassaporta in un pezzo MW/muratura cassaporta in un pezzo GK/parete in cartongesso	6. SOLID 1-part frame MW/concrete wall 1-part frame GK/stud wall
7. CORNER Eckzarge	7. CORNER cassaporta ad angolo	7. CORNER corner frame
8. BLOCK Blockzarge	8. BLOCK cassaporta per montaggio in luce	8. BLOCK frame for fixing flat in the wall
9. THZ Turnhallenzarge	9. THZ telaio speciale per palestra	9. THZ special frame for sport halls
10. DESIGN G-LINE M-LINE	10. DESIGN G-LINE M-LINE	10. DESIGN G-LINE M-LINE
11. F-LINE Fingerschutzzarge	11. F-LINE cassaporta antiinfortunistica	11. F-LINE frame with safety solution
12. DOUBLE ACTING Pendeltürzarge	12. DOUBLE ACTING cassaporta per porta a Ventola	12. DOUBLE ACTING double acting frame
13. SLIDE Schiebetürzarge v.d.W. Schiebetürzarge i.d.N. Schiebetürzarge i.d.W.	13. SLIDE scorrevole esterno parete scorrevole interno nicchia scorrevole interno parete	13. SLIDE sliding door external wall sliding door - in wall niche sliding door - internal wall
14. E-MOTION Drehschiebetür	14. E-MOTION porta rototraslante	14. E-MOTION rototraslation door system
15. Verglasungsrahmen/ Ganzglastür	15. telai per vetrate/ casseporte per porte in cristallo	15. steel frames for glazing/ steel frame for glass doors
16. Sonderelemente	16. elementi speciali	16. special frame elevations
17. Kämpferprofile/ Glashalteleisten	17. profili trasversi/ listelli fermavetro	17. transom bars/ glazing beads
18. Anwendungen/Optionals	18. applicazioni/optionals	18. applications/optionals
19. Bandsysteme	19. sistemi di cerniere	19. hinge systems
20. Schlosssysteme und Verriegelungen	20. sistemi di serrature e chiusure speciali	20. lock and access systems
21. OTS / ITS	21. OTS / ITS	21. OTS / ITS
22. Oberfläche und Materialien	22. Materiali e superfici	22. materials and surfaces
23. Allgemeine Informationen	23. informazioni tecniche generali	23. general technical informations

Eingieß Zargen

Eingießzargen sind speziell für den Einbau in Beton oder Mauerwerk konstruiert. Diese Art von Stahlzargen wird mit Mörtel bzw. Beton hinterfüllt.

Bei Eingießzargen ist besonders auf die Verwendung von mörteldichten Bandunterkonstruktionen zu achten, um die einwandfreie Funktion der Bandaufnahmen zu gewährleisten. Eingießzargen sind mit speziellen Wandankern ausgestattet.

Bei der Montage ist besonders auf darauf zu achten, daß die Zarge lotrecht sowie in der richtigen Höhe gesetzt wird.

Rema empfiehlt die Verwendung eines Distanzbrettes um das Durchbiegen der Zarge während des Ausgießens zu vermeiden.

Die Zargen werden 1-teilig, mit 2 robusten Transportschienen geliefert. Auf Anfrage sind die Zargen auch 3-teilig mit schraubbaren Ecken lieferbar. (z.B. für Export oder Containertransport)

Eingießzargen werden normalerweise in verzinkt grundierter Ausführung geliefert. Eingießzargen mit fertiger Oberfläche sind nicht zu empfehlen, da die Oberfläche beim und nach dem Einbau beschädigt werden kann. Beton oder Eingießzargen sind besonders für die Fertigbauweise in Beton geeignet.

rema bietet eine breite Auswahl an Profilen um den verschiedenen Wand bzw. Einbausituationen gerecht zu werden.

Eingießzargen sind in folgenden Materialien lieferbar:

verzinkt grundiert 1,5 mm
verzinkt grundiert 2,0 mm
Edelstahl V2A 1,5 mm bzw. 2,0 mm
Edelstahl V4A 1,5 mm bzw. 2,0 mm

Casseporte da inghisare

Casseporte da inghisare sono costruite specialmente per pareti in calcestruzzo oppure per pareti in mattoni. Questo tipo di cassaporite viene completamente inghisato oppure riempito con malta.

Casseporte da inghisare sono munite di taschette per cerniere speciali per evitare infiltrazioni di cemento o malta, e per garantire così un funzionamento regolare della cerniera.

Casseporte da inghisare sono predisposte con zanche da murare.

Si raccomanda di fare attenzione alla perfetta messa a piombo della cassaporite in fase di posa in opera.

Si consiglia di usare una tavola per tenere la distanza e per evitare deformazioni o piegamenti del telaio durante la posa in opera.

Questo tipo di cassaporite viene fornito in un pezzo con due ferri distanziatori per il trasporto. Su richiesta il telaio è fornibile anche in 3 pezzi. (per esempio per motivi di trasporto di lunga distanza oppure trasporto in container).

Casseporte da inghisare vengono fornite normalmente in lamiera zincata con mano di fondo. Non si consiglia la superficie finita per rischio di danneggiamenti in cantiere o in fase della messa in opera.

Casseporte da inghisare sono specialmente adatte per costruzioni prefabbricati in calcestruzzo e cemento.

rema offre una vasta gamma di profili per il montaggio su varie situazioni oppure costruzioni di parete.

Casseporte da inghisare sono disponibili nei seguenti materiali:

lamiera zincata 1,5 mm con mano di fondo
lamiera zincata 2,0 mm con mano di fondo
acciaio inox aisi 304 spessore 1,5 mm
acciaio inox aisi 316 spessore 1,5 mm

Steel frames for concrete

Steel doorframes for concrete are specially made to be fixed with masonry or concrete. This kind of frame should be completely back filled.

Steel doorframes for concrete have special protected hinge pockets to avoid penetration of concrete and to allow the regular function of the hinges.

Steel doorframes for concrete have special wall anchors.

rema recommends to fix the frame perpendicularly and in right height.

rema recommends to use a board to keep the distance of the frame and to avoid that the frame will bend.

This type of frame is made in one part with welded corners and 2 distance bars for transport.

On request also available in 3 part set. (knock down frame) specially made for long distance or container transport.

Normally frames for concrete are delivered in galvanized steel prime coated.

Frames with finish surface is not suitable because it is risky for damage the surface during installation.

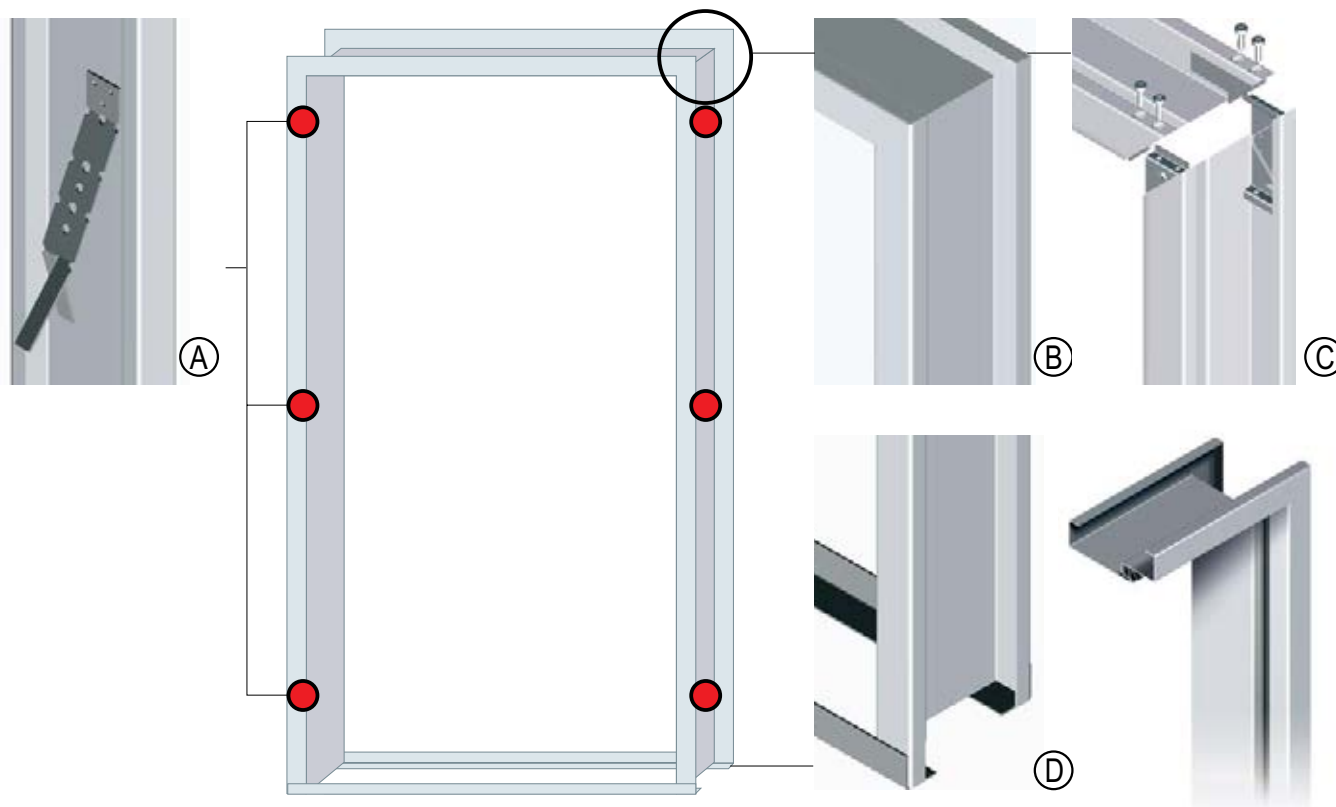
Steel frames for concrete are specially suitable for prefabricated construction systems.

rema offers a complete range of profiles made to be fixed on various types of wall constructions.

Steel frame for concrete are available as follows:

galvanized steel 1.5 mm prime coated
galvanized steel 2.0 mm prime coated
stainless steel aisi 304 thickness 1.5 mm
stainless steel aisi 316 thickness 1.5 mm





1-teilige rema-Stahl-Zarge

- verzinktes Stahlblech 1,5 mm oder Edelstahl
- Oberfläche pulverbeschichtet nach RAL oder grundiert
- umlaufende Hohlkammerdichtung
- 2 Bandunterkonstruktionen V8600
- Zweiflügelige Ausführung mit 4 Bandunterkonstruktionen
- Schlosstanzung mit Mauerschutzkasten
- Befestigung: mit eingeschweißten Mauerankern (A)
- Ecken durchgehend verschweißt und geschliffen (B) (auf Anfrage schraubbar (C))
- Bodeneinstand: 30 mm
- mit Distanzschiene (D)
- Ausführung mit Oberlicht inklusive Dichtung Kämpferprofil, Glasleisten
- einzeln verpackt

Diese Zargen eignen sich für Beton und Mauerwerk.
Auch in Edelstahl lieferbar.

Casseporte rema da murare.

- Materiale lamiera zincata spessore 1,5 mm
- superficie con mando di fondo guarnizione di battuta
- 2 taschette V8600 per cerniere regolabili
- versione a due ante 4 taschette V8600 per cerniere regolabili
- predisposizione per serratura
- fissaggio con zanche da murare (A)
- angoli a saldatura piena (B) (su richiesta da avvitare) (C)
- incasso nel pavimento: 30 mm
- con ferri distanziali (D)
- versione con sopra luce completo di traversino inferiore, listelli fermavetro e guarnizione
- imballo singolo

Solid – per applicazione su pareti in cemento e muratura tradizionale.

Su richiesta anche in acciaio INOX

1-part rema steel door frame

- Material galvanized sheet steel 1,5 mm • surface primed or finish powder coated
- continuous hollow gasket
- 2 hinge pockets V8600
- double door construction complete with 4 hinge pockets V8600
- lock preparation with back box
- fixed with welded wall anchors (A)
- corners continuously welded and ground (B) or corners to be screwed (C)
- floor height 30 mm
- transport bars (D)
- construction with overhead panel complete with traverse, glass beading and gasket individually packed

Solid – for concrete and traditional brick walls.

On request also in stainless steel

1-teilige rema Stahlzarge Modell SOLID - Eingießzarge, Wandstärke nicht verstellbar zur Montage auf Mauerwerk, zum Einmörteln Zarge durchgehend verschweißt bzw. 3-teilig verschraubt

Profil (Auswahl aus rema Profilvariante)

- für gefälztes Türblatt; Falztiefe (FT)...mm
- für stumpfes Türblatt; Türblattstärke (TS)...mm
- für doppelt gefälztes Türblatt (FT1) ...mm (FT2)...mm
- für Ganzglastür 8mm oder 10mm

Material: verzinktes Stahlblech 1,5mm oder 2,0mm bzw. Edelstahl V2A oder V4A 1,5mm oder 2,0mm

Oberfläche: pulvergrundiert für bauseitigen Anstrich oder bei Edelstahl geschliffen K220 bzw. gebürstet Scotch Brite

Hohlkammerdichtung C1397 grau oder schwarz 2 oder mehr Bandunterkonstruktionen Modell ... verstellbares rema Edelstahlschliessblech mit Mauerschutzkasten
Wandbefestigung mittels Mauerankern, bzw. Nagelanker

telaio rema modello SOLID, in un unico pezzo, spessore muro fisso, non regolabile. per montaggio su muratura / da immurare telaio con angoli saldati oppure avvitati in 3 pezzi profilo (scelta della gamma di profili rema)

- per porta a battuta; profondità battuta (FT)...mm
- per porta a filo; spessore pannello (TS)...mm
- per porta a doppia battuta (FT1) ...mm (FT2)...mm
- per anta in vetro spessore 8mm oppure 10mm

materiale: Lamiera zincata 1,5mm oppure 2,0mm oppure lamiera INOX AISI304 oppure AISI316 spessore 1,5mm oppure 2,0mm

superficie: verniciato a mano di fondo Primer per telaio Inox satinato Scotch Brite oppure K220

guarnizione C1397 grigio oppure nero 2 oppure più predisposizioni per cerniera modello...

incontro serratura regolabile rema in acciaio Inox fissaggio con zanche da murare, oppure staffa da tassellare


rema steel frame model SOLID, 1-part frame, wall thickness not adjustable for installation on concrete wall, with concrete backfilling
frame with welded corners or screwed in 3 parts profile (choose from the rema profile range)

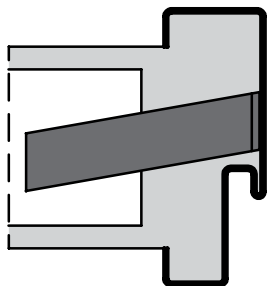
- for rebated door; rebate size (FT)...mm
- for flush door; leaf thickness (TS)...mm
- for double rebated door (FT1) ...mm (FT2)...mm
- for glass door 8mm or 10mm

material: galvanized steel sheet 1,5mm or 2,0mm or Stainless steel sheet V2A or V4A 1,5mm or 2,0mm

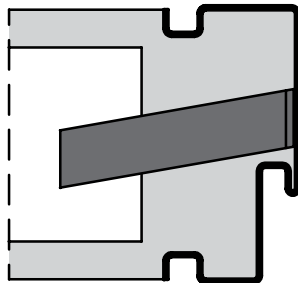
surface: powder coated PRIMER for stainless steel satinated K220 or Scotch Brite

rubber seal C1397 grey or black 2 or more hinge preps for model... adjustable rema stainless steel lock strike plate fixing with anchors for concrete backfilling

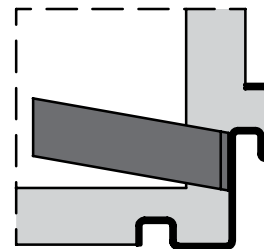




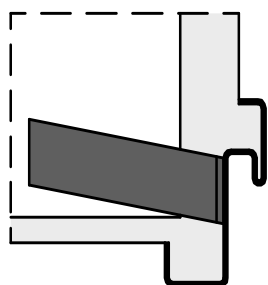
als Eingießzarge mit Maueranker
da murare con zanca a muro
for concrete or block with anchor for concrete




als Schatten-Nutzarge auf Mauerwerk mit Maueranker
con canalino scuretto su muratura o cemento con zanca a muro
with shadow groove on concrete or block with anchor for concrete



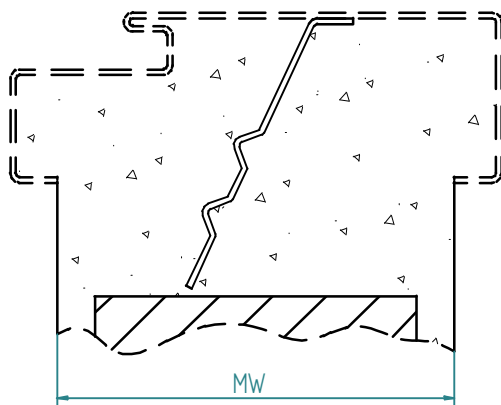
Eckzarge mit Schattennut
caseseporte ad angolo con canalino scuretto
corner frame with shadow groove



Eckzarge ohne Schattennut
caseseporte ad angolo senza canalino scuretto
corner frame without shadow groove

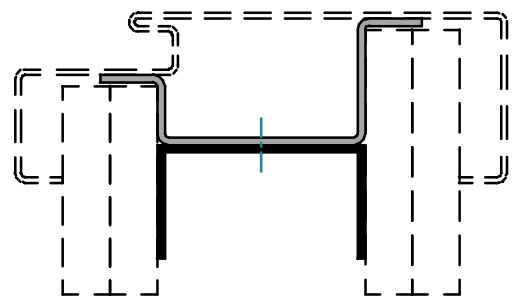


Maueranker
 zanca a muro
 anchor for concrete

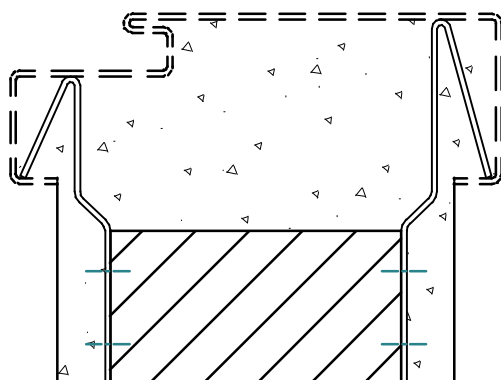


MW > 175 zwei Maueranker
 MW > 175 due zanche a muro
 MW > 175 two anchors for concrete

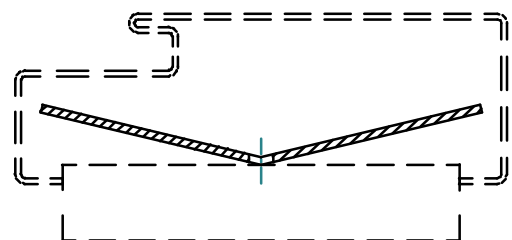
Hutanker für Gipswand
 staffa ad "U" per parete in cartongesso
 "U" bracket for stud/gypsum wall

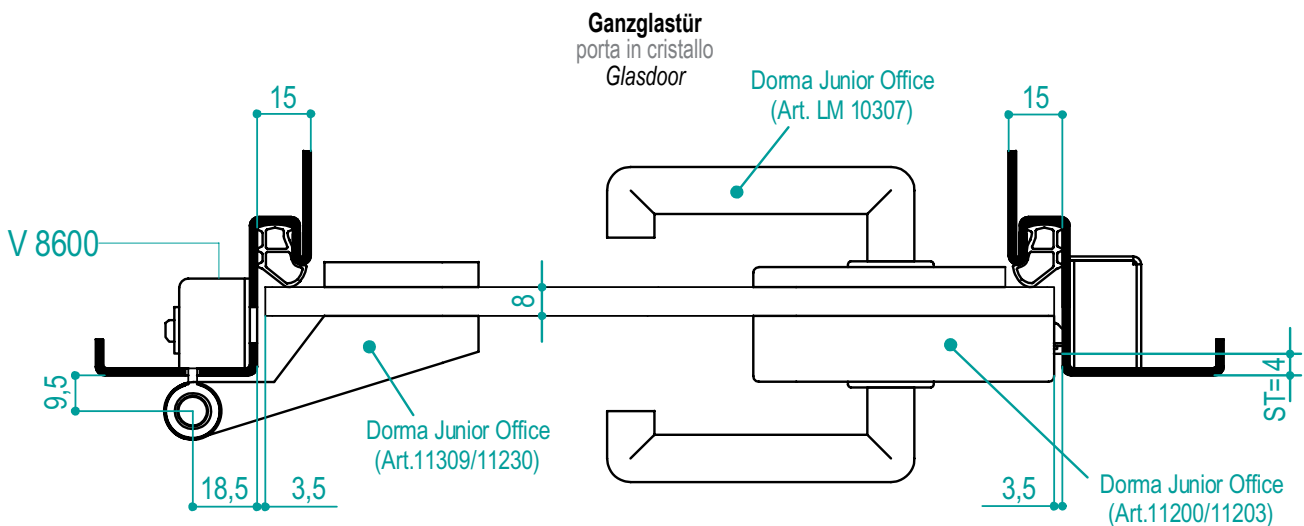
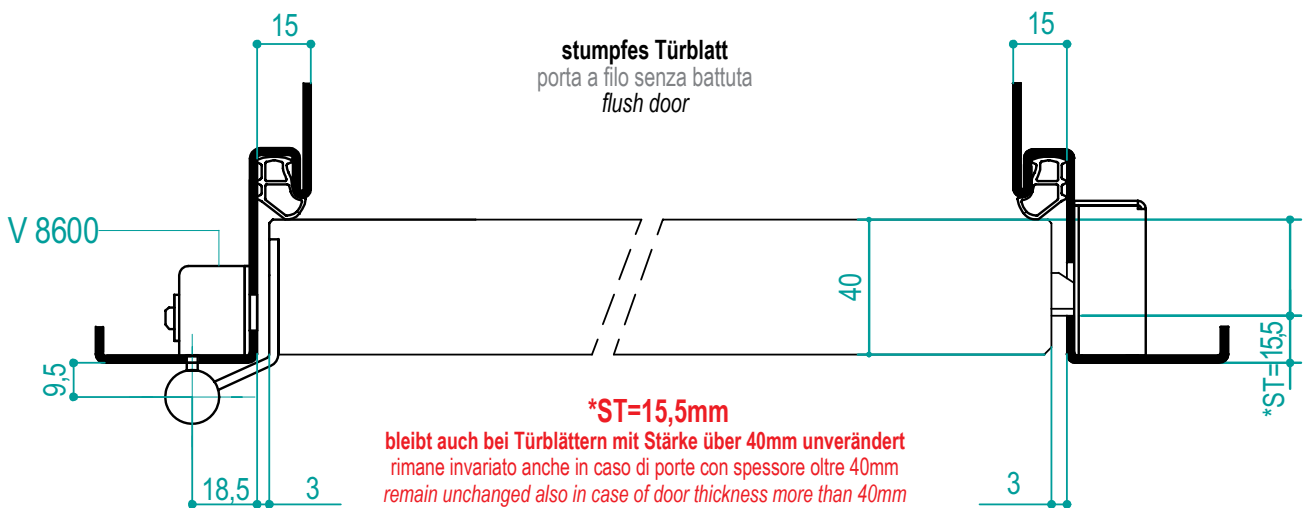
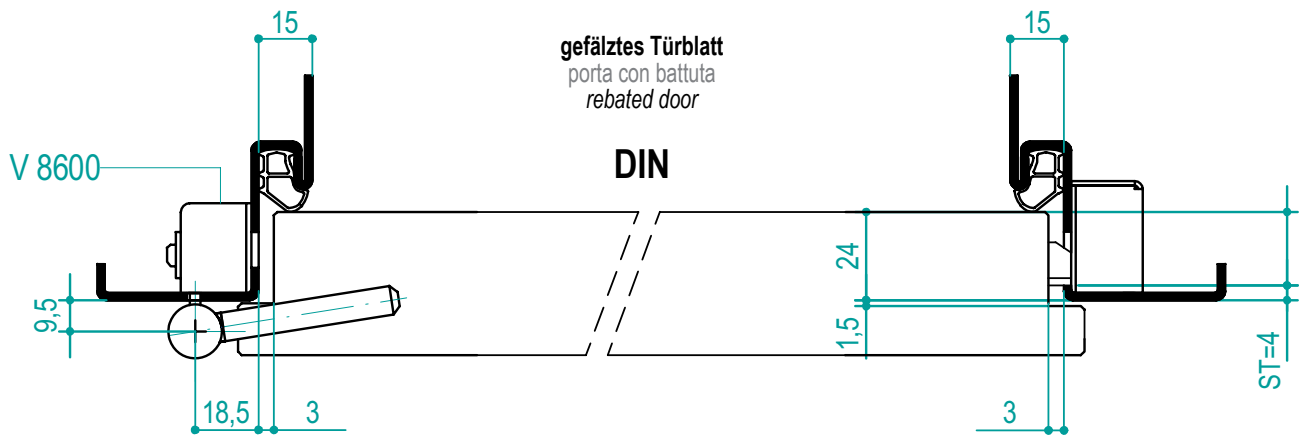


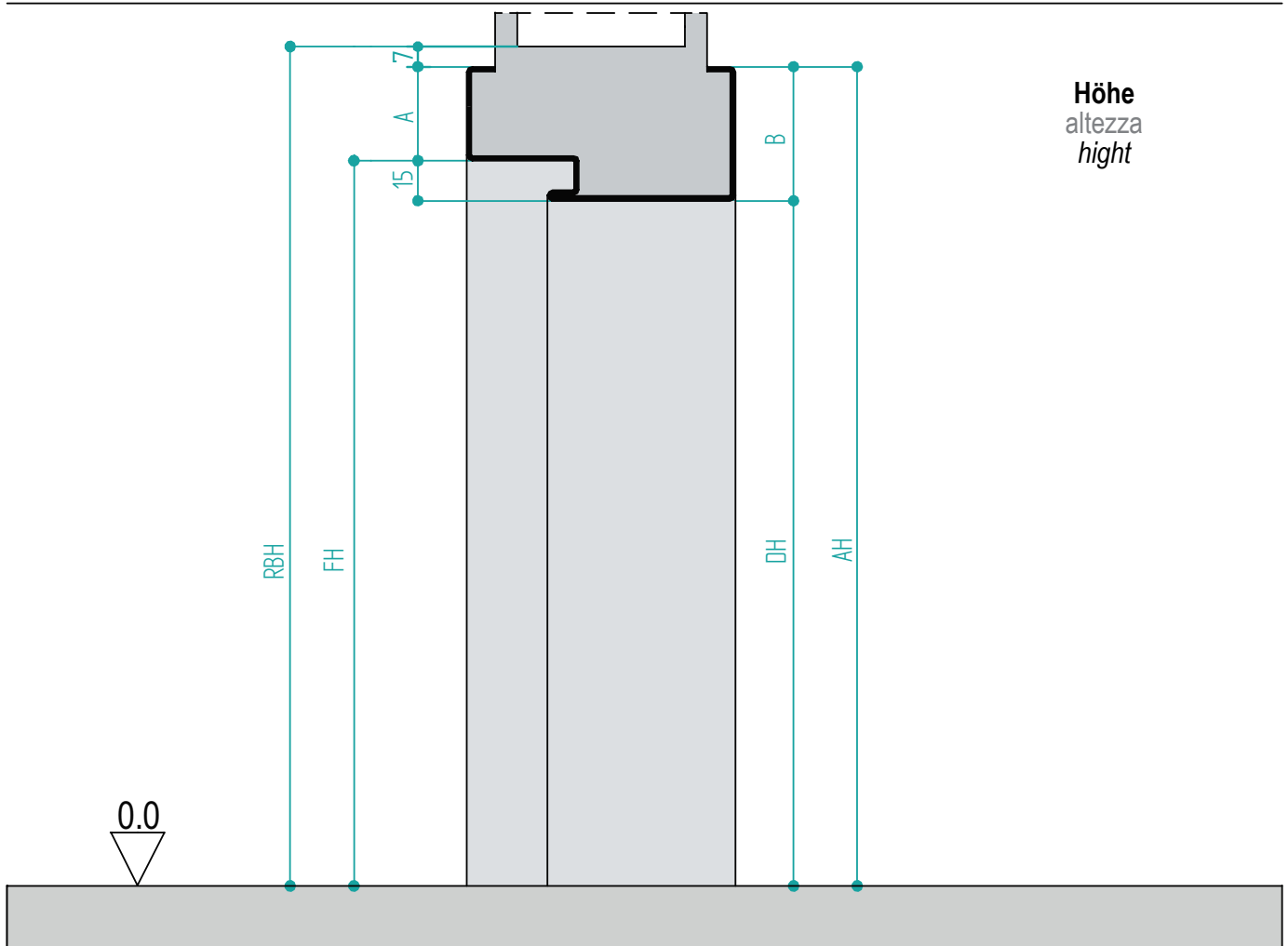
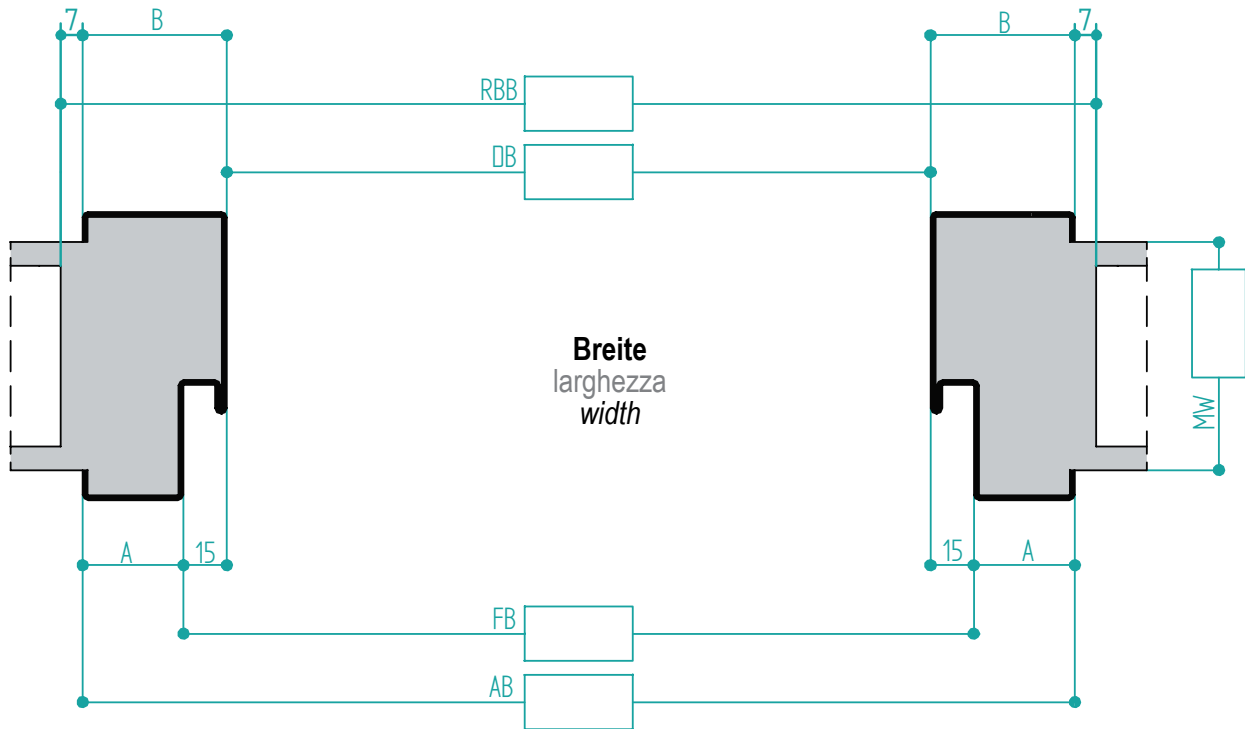
Nagelanker
 fissaggio da tassellare /
 immurare su muratura
 fitting with screw/fixing on concrete wall



Propelleranker für Mauerwerkmontage
 staffa elica per montaggio su parete finita
 propeller bracket for fitting on finished wall







1-teilige Zargen für den gleichzeitigen Einbau mit Gips oder Ständerwänden

rema Ständerwerk Zargen werden 1-teilig geliefert und werden von den Rückseite an das Ständerwerkprofil angeschraubt.

Alle rema Band und Schließsysteme erhältlich Oberfläche spezial Pulvergrundierung

Viele Profilvarianten erhältlich

rema Ständerwerkzargen sind auch für folgende Anwendung erhältlich:
 für Brandschutztüren
 für Strahlschutztüren
 für Schallschutztüren
 für bauseitige Versiegelung Sonderprofil SEALTEC
 geeignet für Krankenhäuser; Altenheime, Naßräume

Auch in Edelstahl lieferbar

Auf Anfrage sind die Zargen auch 3-teilig mit schraubbaren Ecken lieferbar.
 (z.B. für Export oder Containertransport)

casseporte per il montaggio contemporaneo con pareti in cartongesso

questo tipo di cassa porta viene fornito in un pezzo unico e viene fissato tramite staffe sul profilo di sostegno della parete.
 Il fissaggio è previsto dalla parte non in vista.

Disponibile per tutta la gamma di cerniere e serrature proposte da rema.
 Superficie verniciata con mando di fondo a polveri

Tanti varianti di profili

casseporte per cartongesso sono disponibili anche nelle seguenti versioni:
 per porte antincendio
 per porte antiraggi
 per porte ad isolamento acustico
 SEALTEC - profilo speciale per siliconatura perimetrale del telaio
 Specialmente adatto per ospedali, case per anziani, ambienti umidi

disponibile anche in acciaio inox

Su richiesta il telaio è fornibile anche in 3 pezzi.
 (per esempio per motivi di trasporto di lunga distanza oppure trasporto in container).

steel door frames for stud to be installed at the same time with the stud wall construction

rema frames for stud wall are made in one piece the frame will be screwed from back on stud construction.
 The fixing device is completely concealed.

Available for all rema hinge and lock systems

Powder coated surface; prime coated

many profil optionals

rema steel frames for stud are also available for the following applications:
 for fire rated doors
 for x-ray doors
 for sound proof doors
 SEALTEC special frame profile to be sealed on site - specially for hospital, old people homes, humide rooms.

available also in stainless steel

On request also available in 3 piece set. (knock down frame) specially made for long distance or container transport.



1-teilige rema Stahlzarge Modell SOLID - Trockenbauzarge, Wandstärke nicht verstellbar zur gleichzeitigen Montage mit der GK-Trockenbauwand
Zarge durchgehend verschweißt bzw. 3-teilig verschraubt

Profil (Auswahl aus rema Profilvariante)
• für gefälztes Türblatt; Falztiefe (FT)...mm
• für stumpfes Türblatt; Türblattstärke (TS)...mm
• für doppelt gefälztes Türblatt (FT1) ...mm (FT2)...mm
• für Ganzglastür 8mm oder 10mm

Material: verzinktes Stahlblech 1,5mm oder 2,0mm bzw. Edelstahl V2A oder V4A 1,5mm oder 2,0mm

Oberfläche: pulvergrundiert für bauseitigen Anstrich bzw. fertig pulverbeschichtet nach RAL....
oder bei Edelstahl geschliffen K220 bzw. gebürstet Scotch Brite

Hohlkammerdichtung C1397 grau oder schwarz 2 oder mehr Bandunterkonstruktionen Modell ... verstellbares rema Edelstahlschliessblech mit Mauerschutzkasten
Wandbefestigung mittels Hutankern

telaio rema modello SOLID, in un unico pezzo, spessore muro fisso, non regolabile.
per montaggio assieme alla parete di cartongesso telaio con angoli saldati oppure avvitati in 3 pezzi

profilo (scelta della gamma di profili rema)
• per porta a battuta; profondità battuta (FT)...mm
• per porta a filo; spessore pannello (TS)...mm
• per porta a doppia battuta (FT1) ...mm (FT2)...mm
• per anta in vetro spessore 8mm oppure 10mm

materiale: Lamiera zincata 1,5mm oppure 2,0mm oppure lamiera INOX AISI304 oppure AISI316 spessore 1,5mm oppure 2,0mm

superficie: verniciato a mano di fondo Primer, oppure verniciato a polveri RAL per telaio Inox satinato Scotch Brite oppure K220

guarnizione C1397 grigio oppure nero 2 oppure più predisposizioni per cerniera modello... incontro serratura regolabile rema in acciaio Inox fissaggio con staffe per fissaggio sulla parete di cartongesso

rema steel frame model SOLID, 1-part frame, wall thickness not adjustable for installation together with the stud wall construction
frame with welded corners or screwed in 3 parts

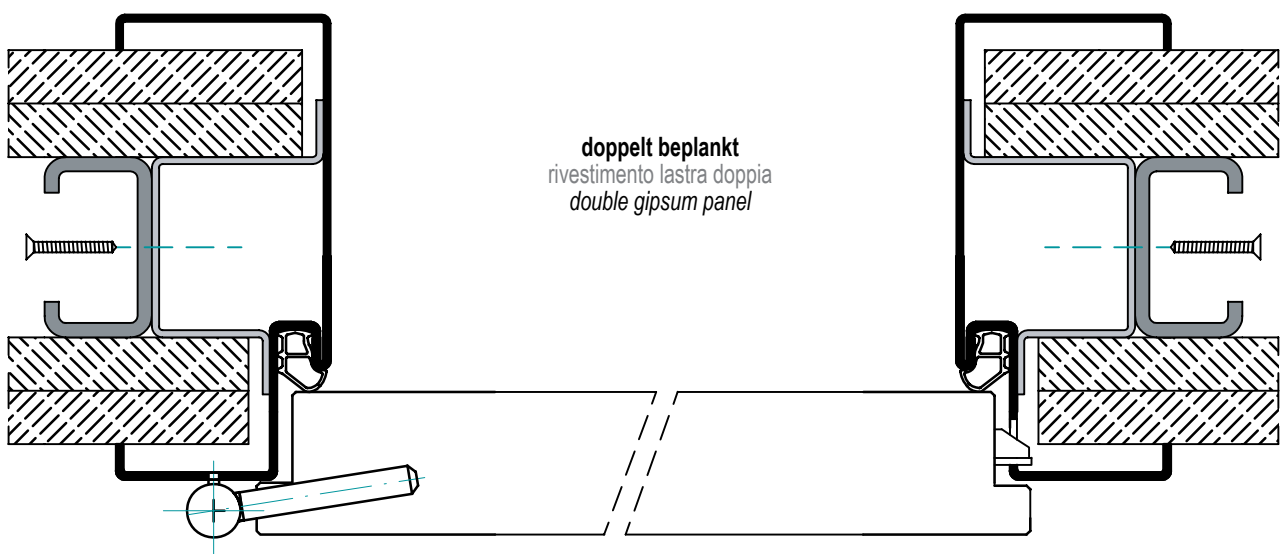
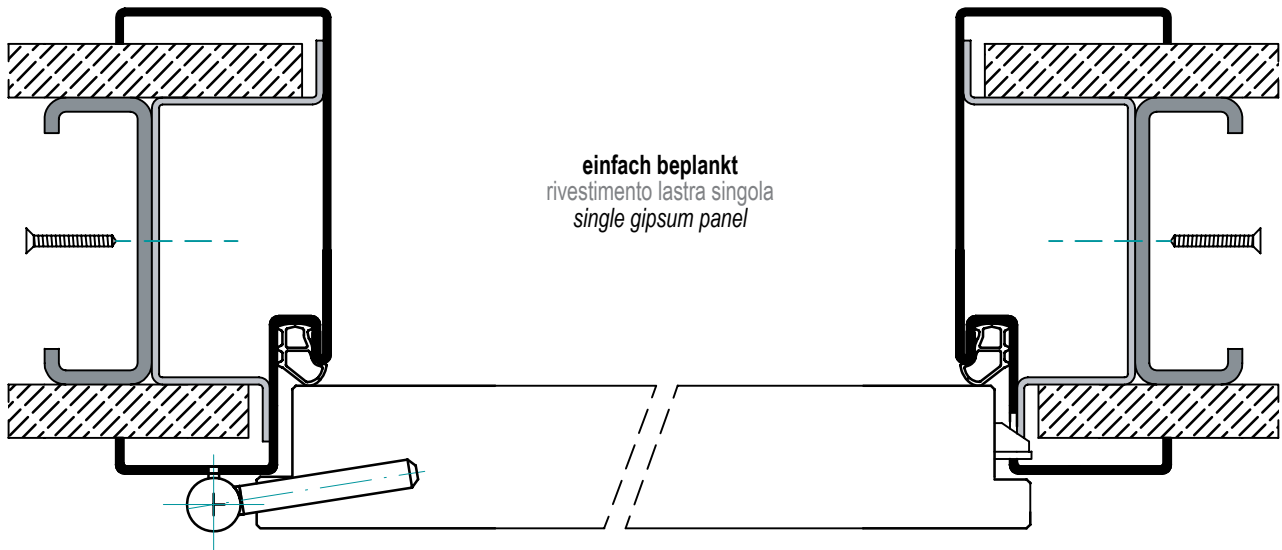
profile (choose from the rema profile range)
• for rebated door; rebate size (FT)...mm
• for flush door; leaf thickness (TS)...mm
• for double rebated door (FT1) ...mm (FT2)...mm
• for glass door 8mm or 10mm

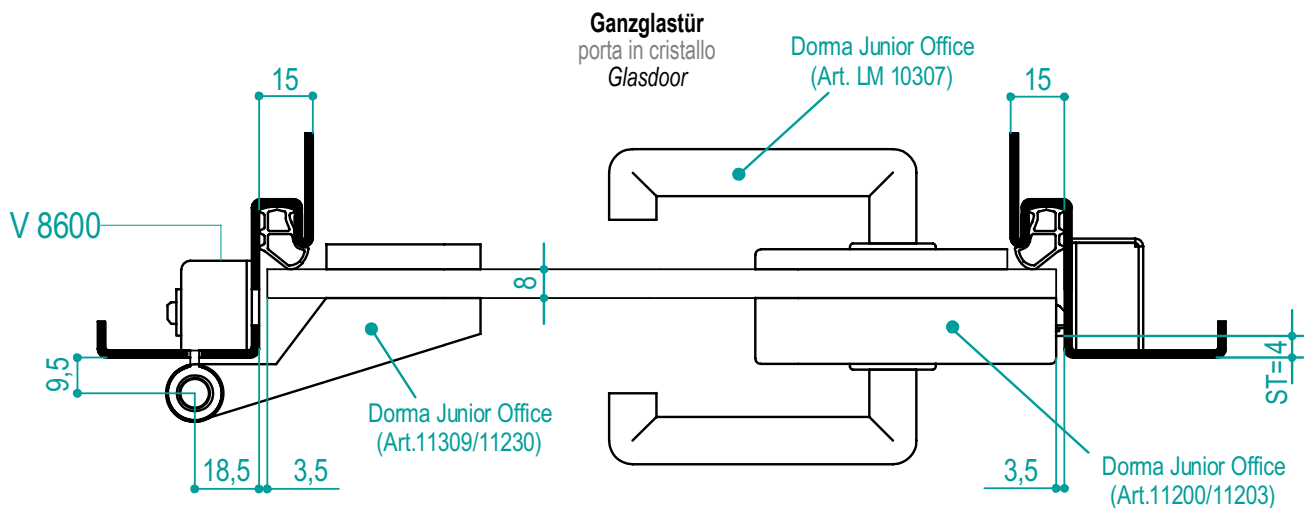
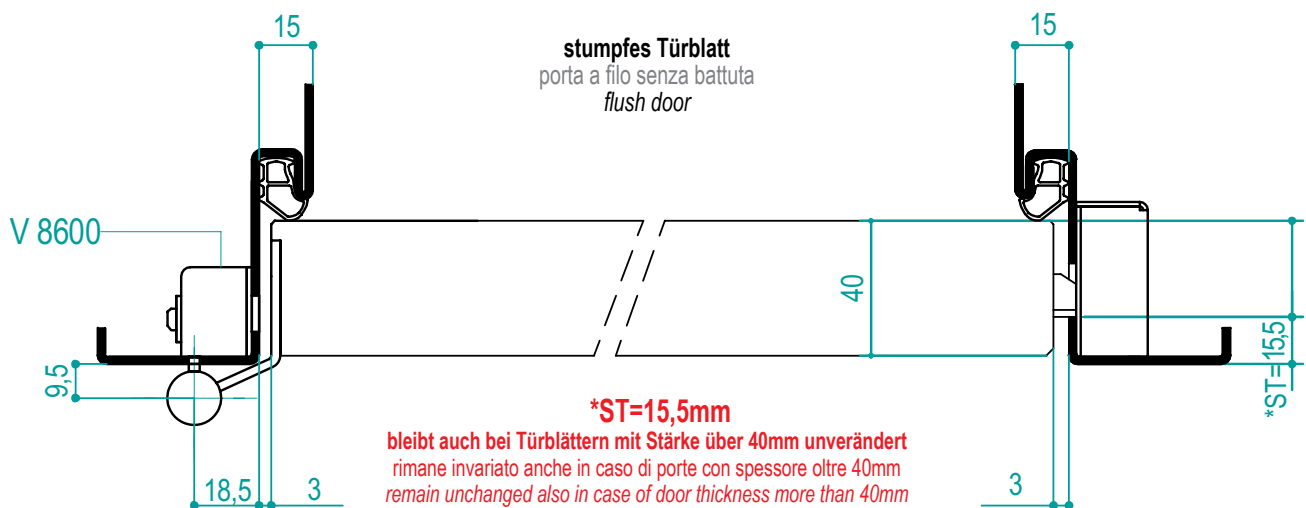
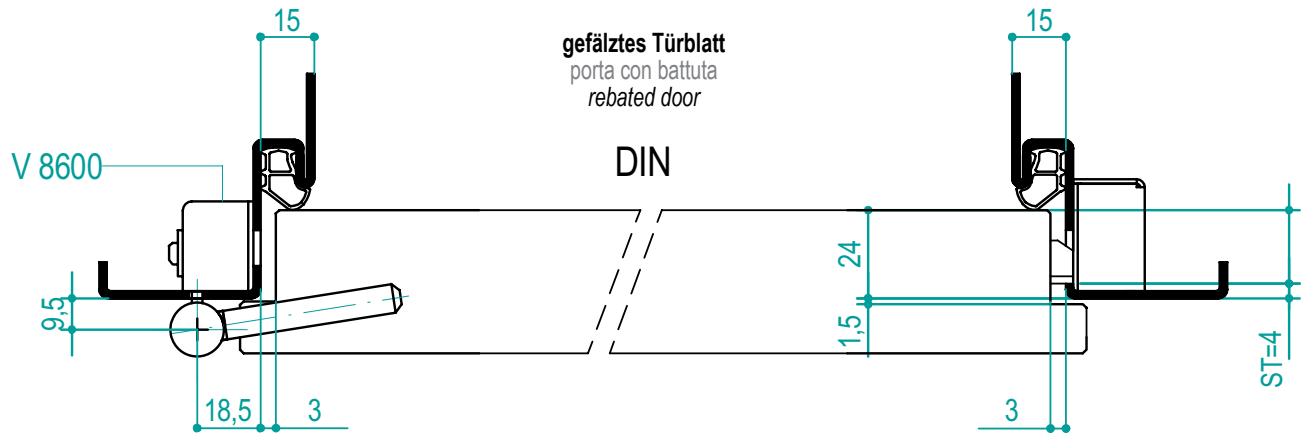
material: galvanized steel sheet 1,5mm or 2,0mm or Stainless steel sheet V2A or V4A 1,5mm or 2,0mm

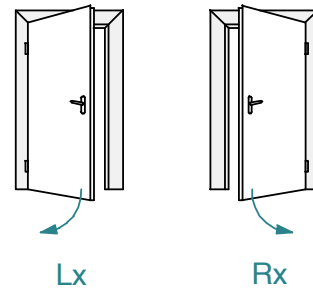
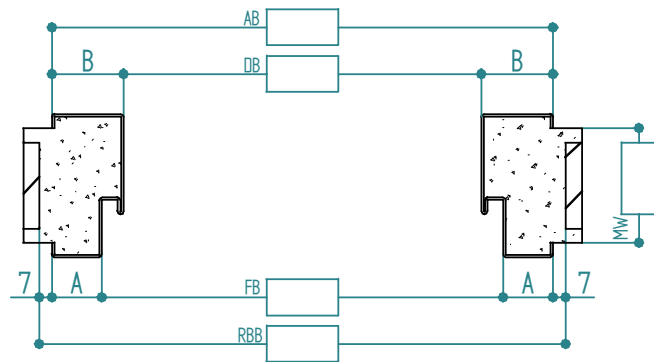
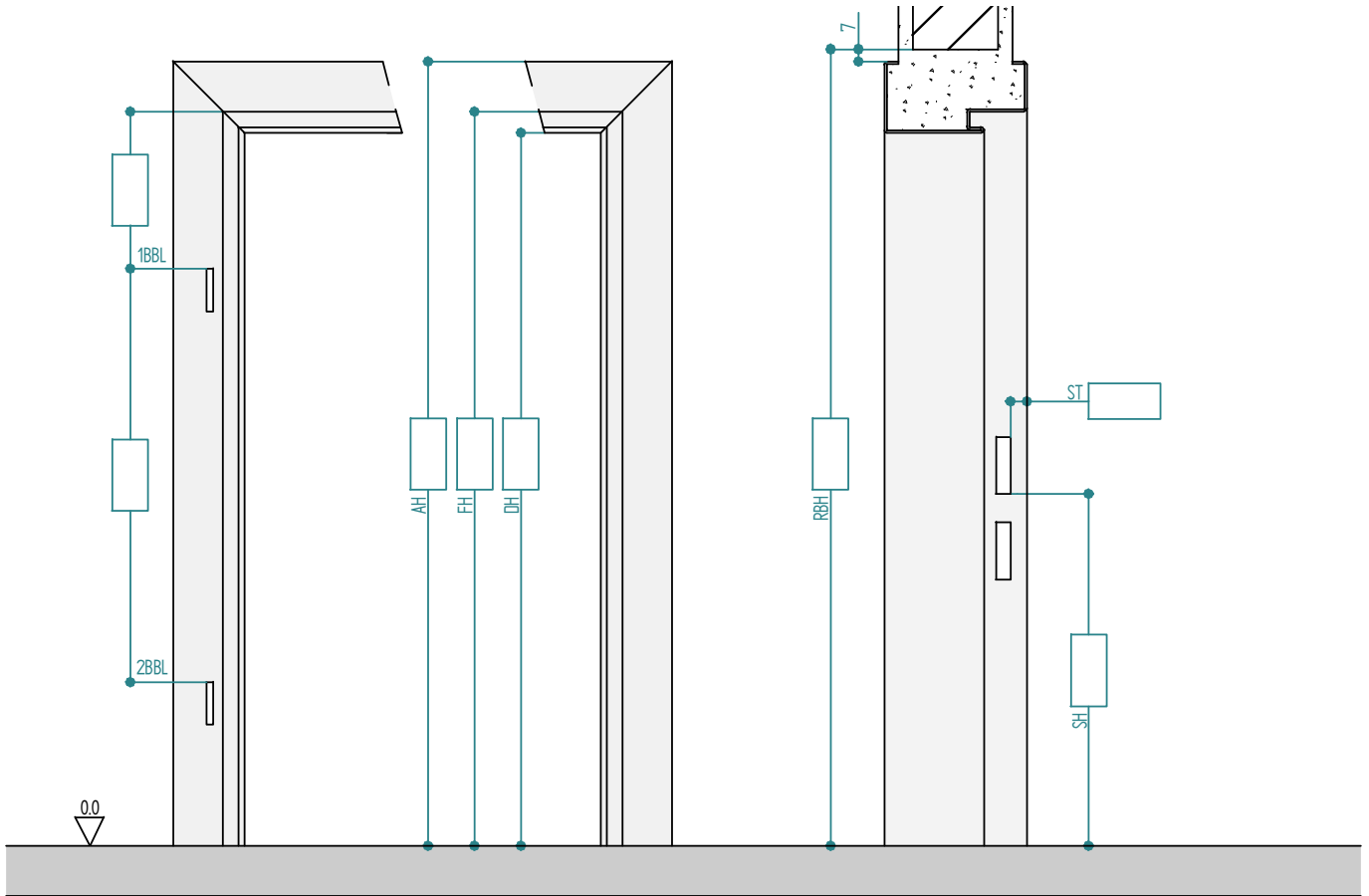
surface: powder coated PRIMER, or finished powder coated RAL or stainless steel satinated K220 or Scotch Brite

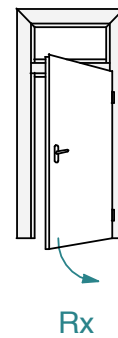
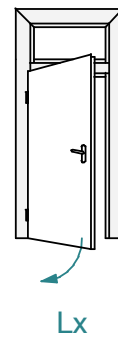
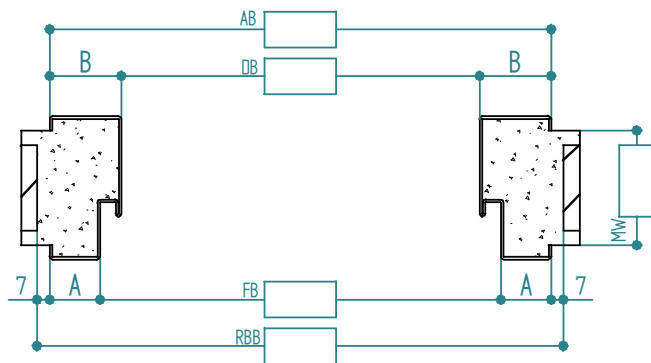
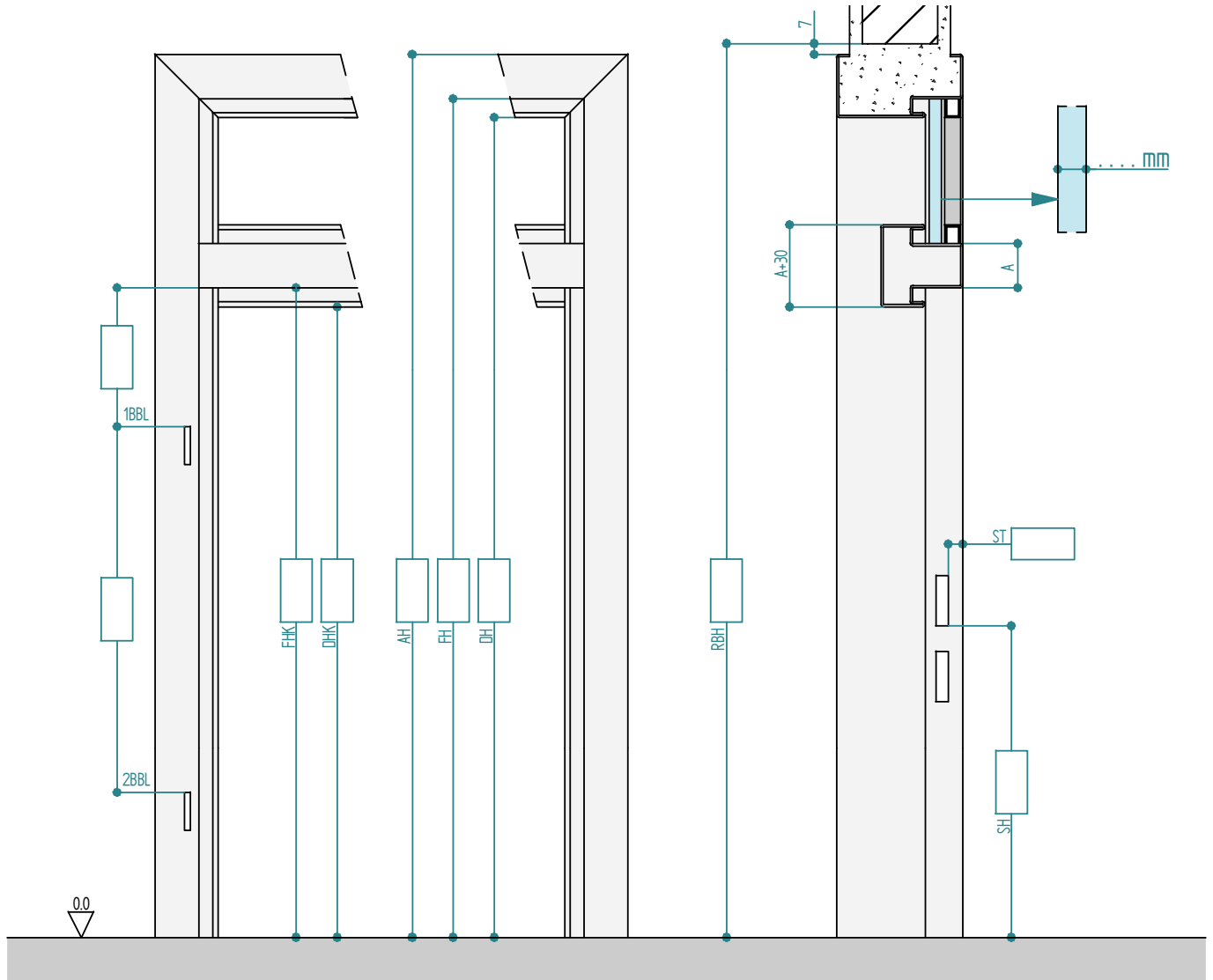
rubber seal C1397 grey or black 2 or more hinge preps for model... adjustable rema stainless steel lock strike plate fixing with anchors for fixing on the gypsum wall construction

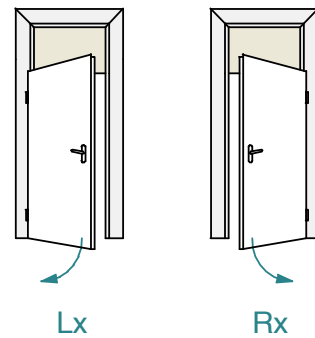
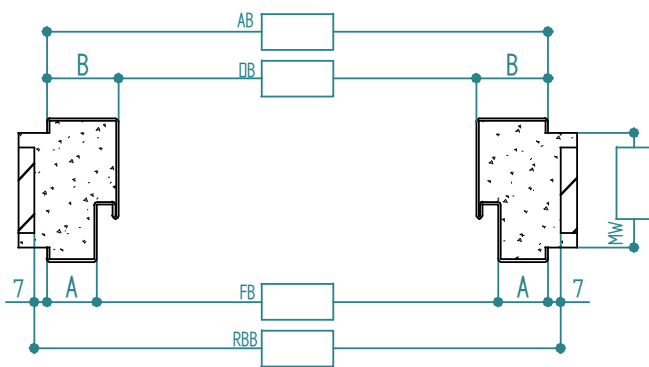
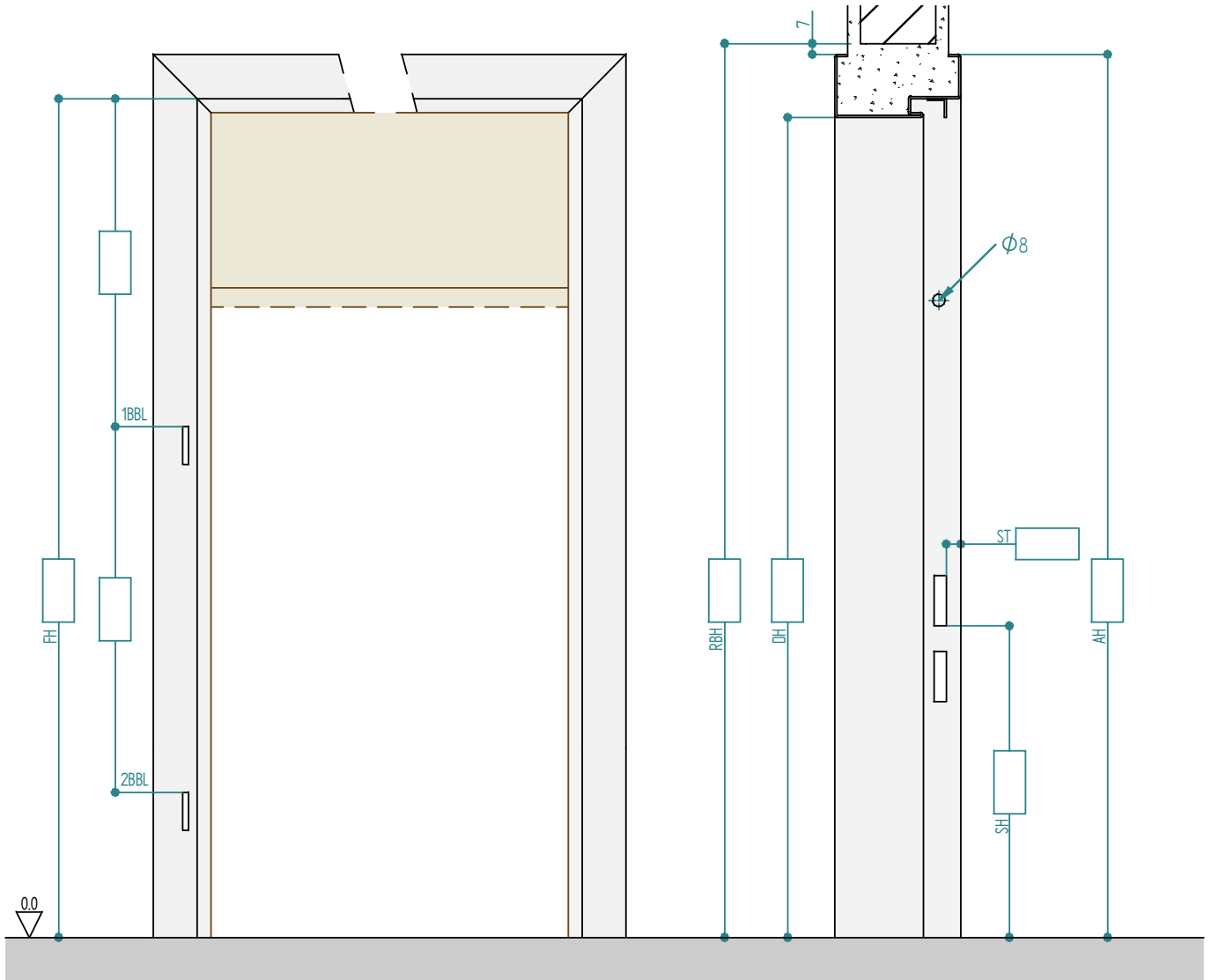


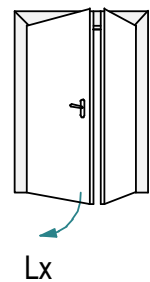
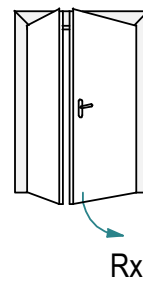
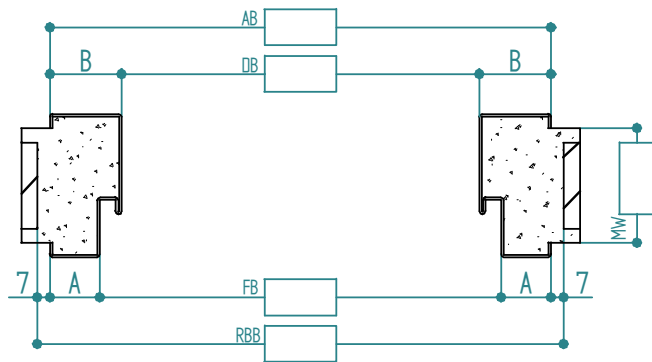
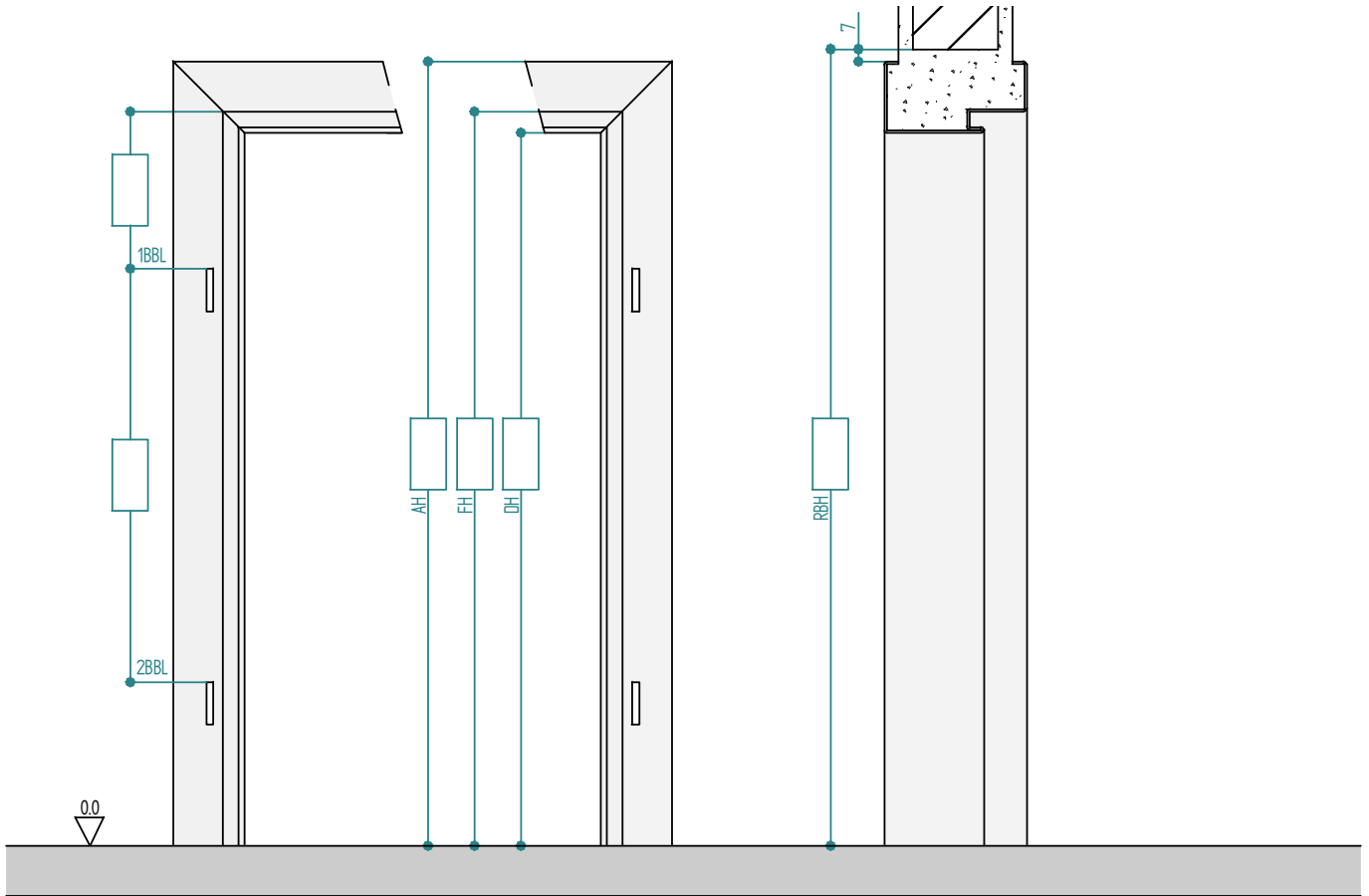


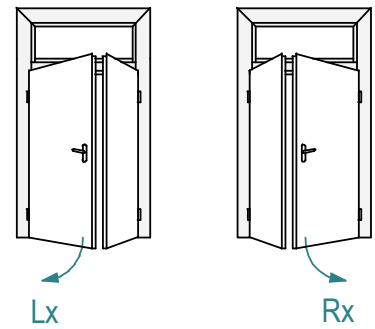
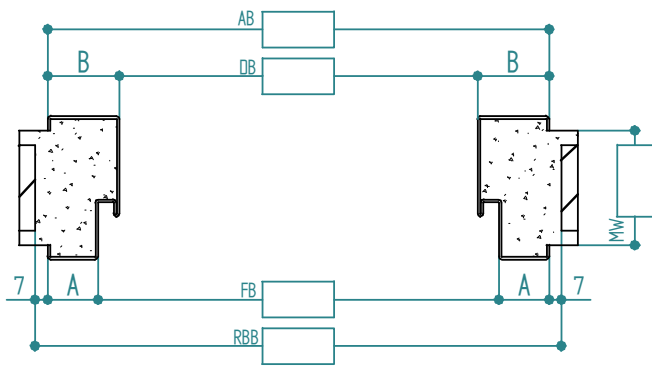
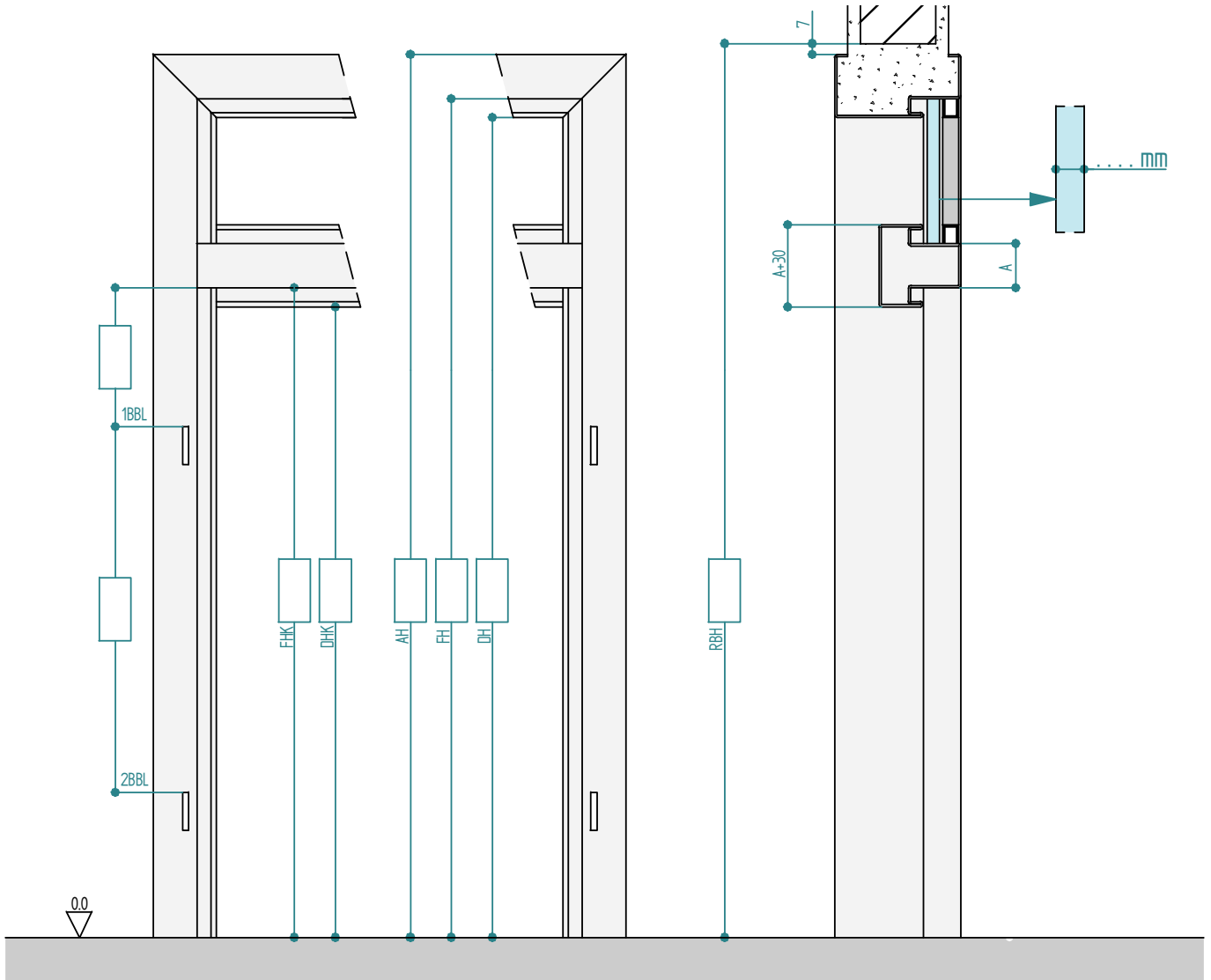


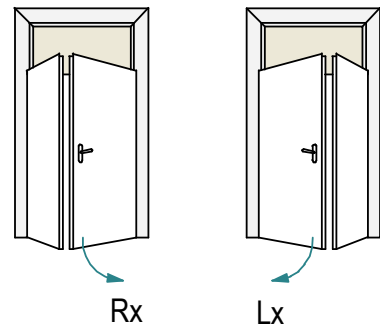
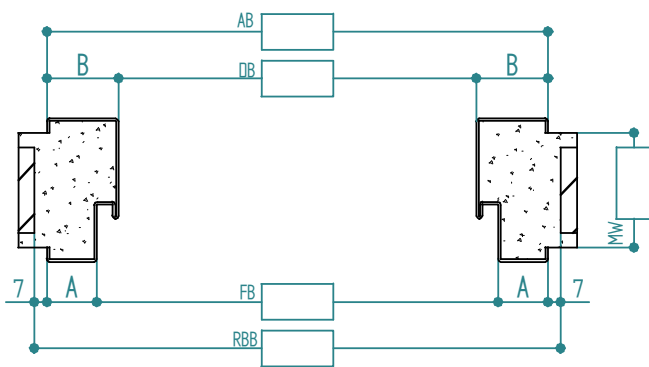
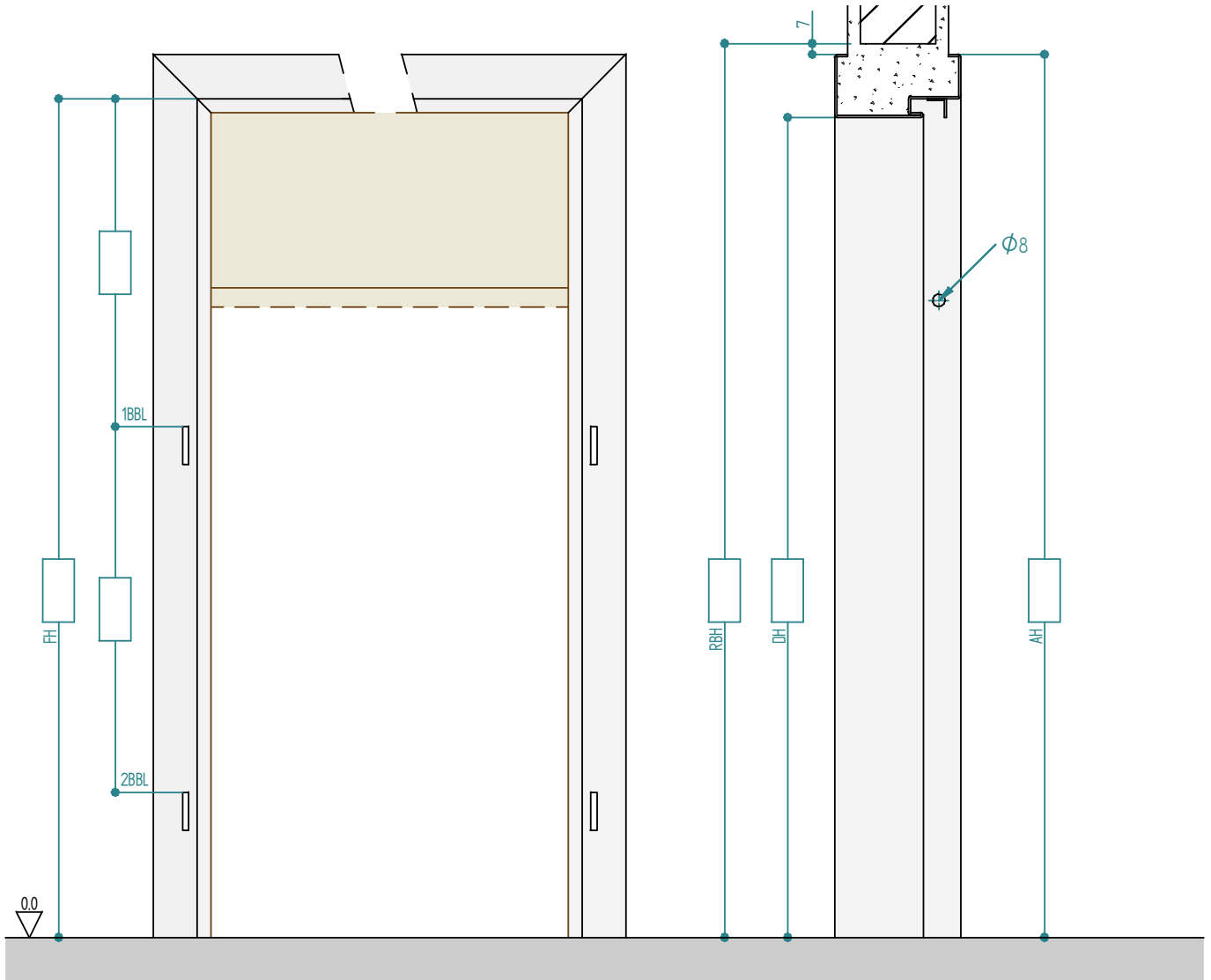


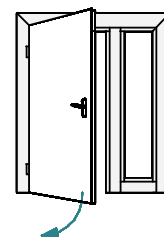
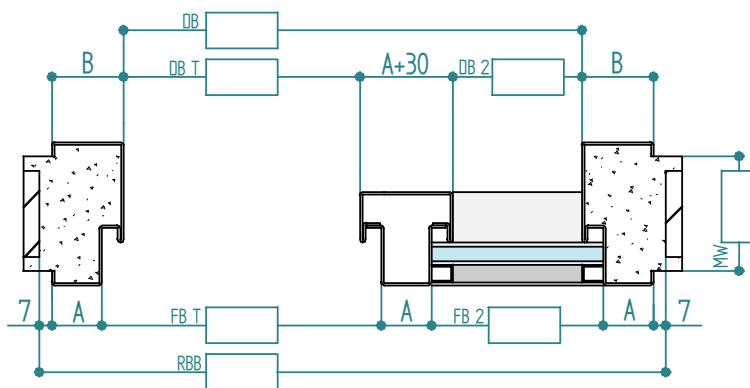
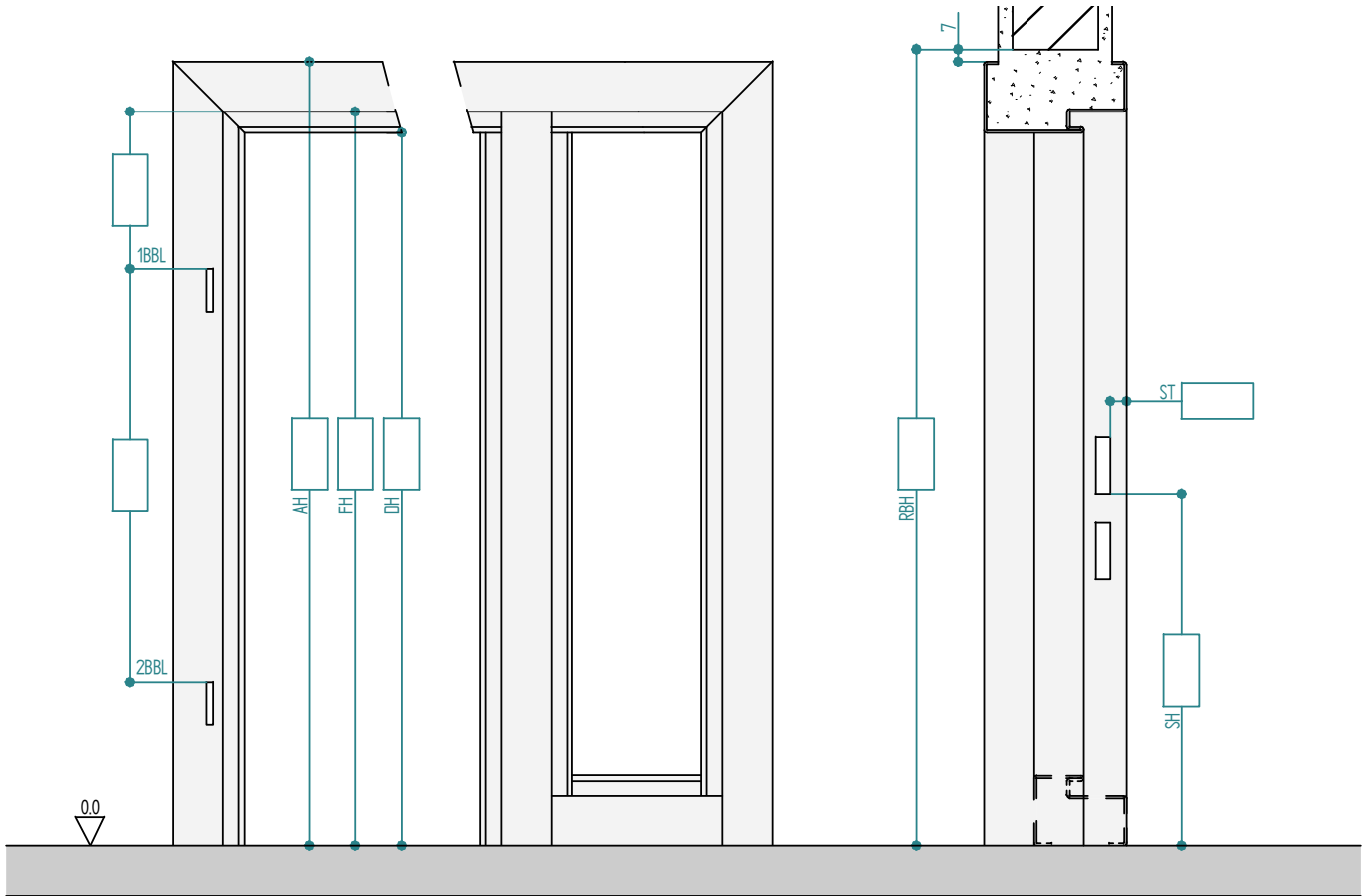




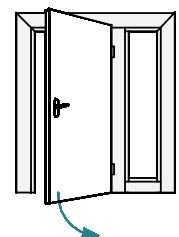




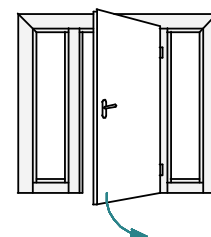
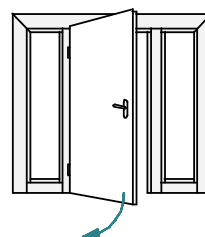
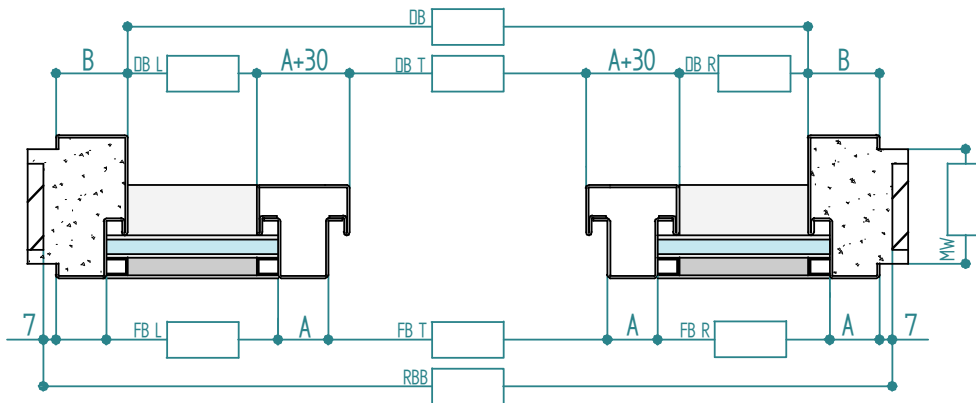
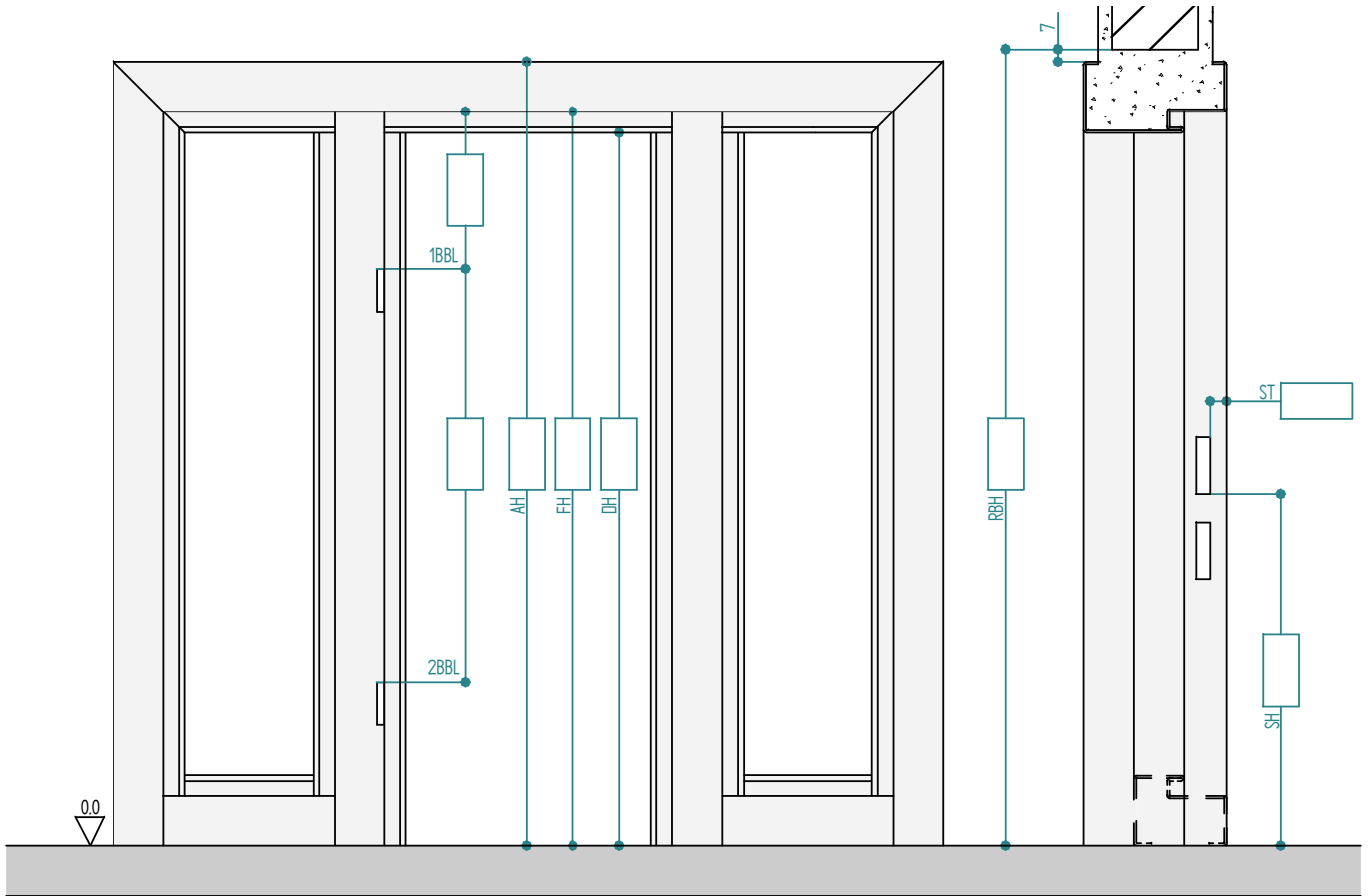




Lx

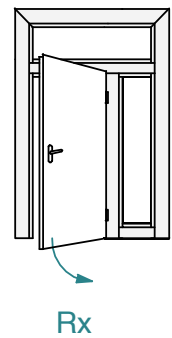
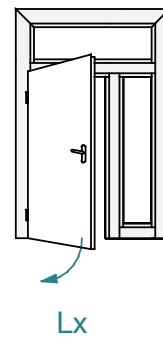
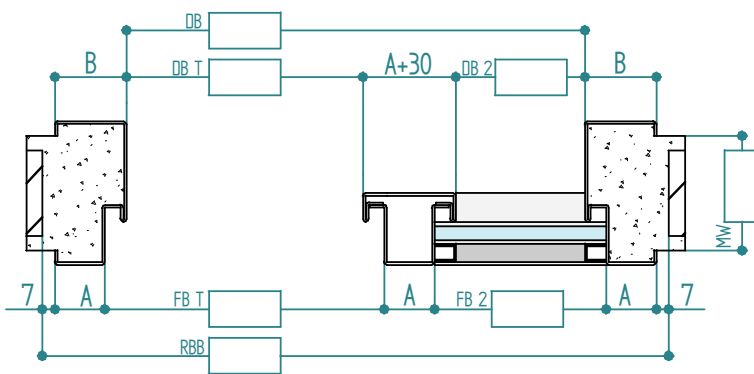
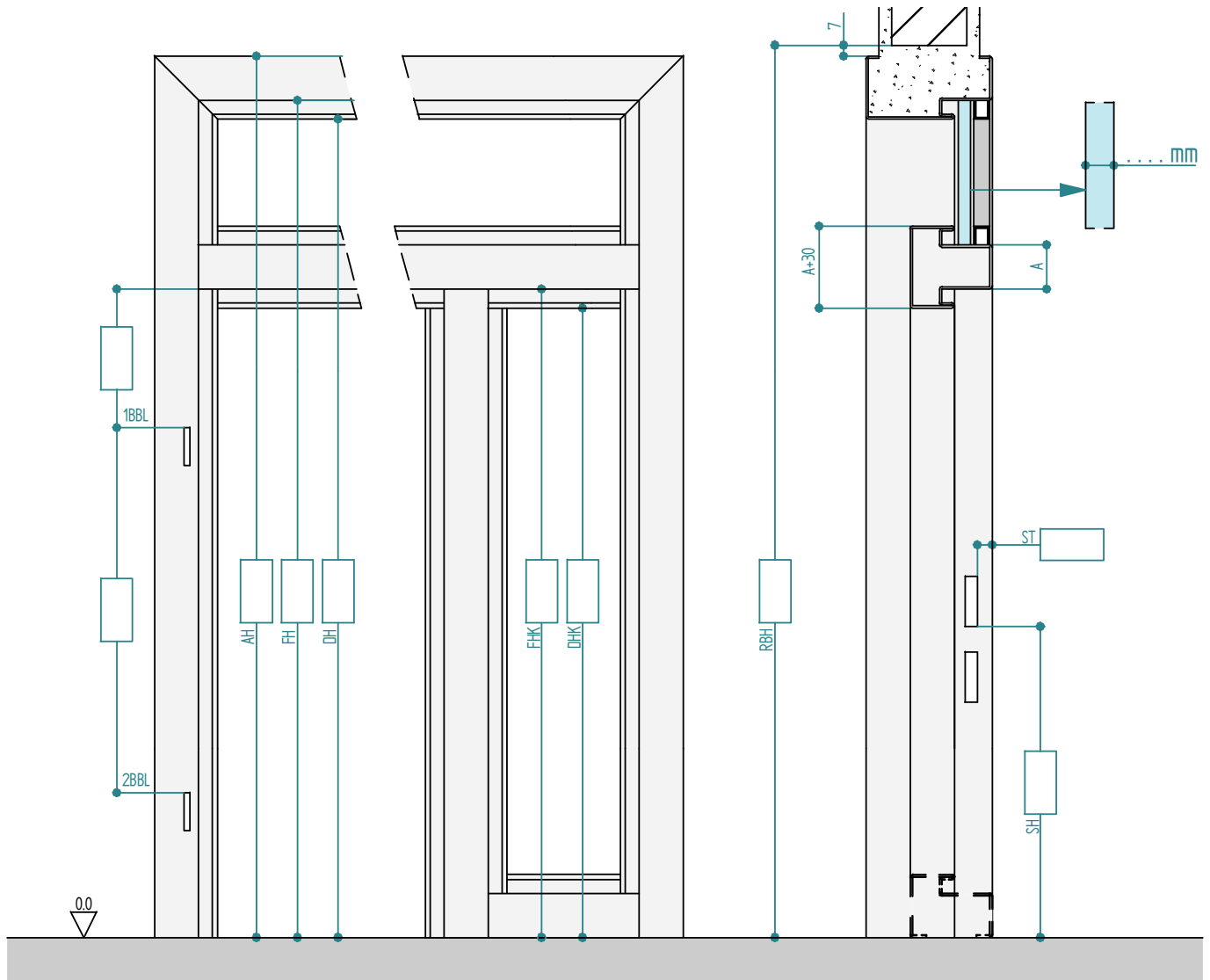


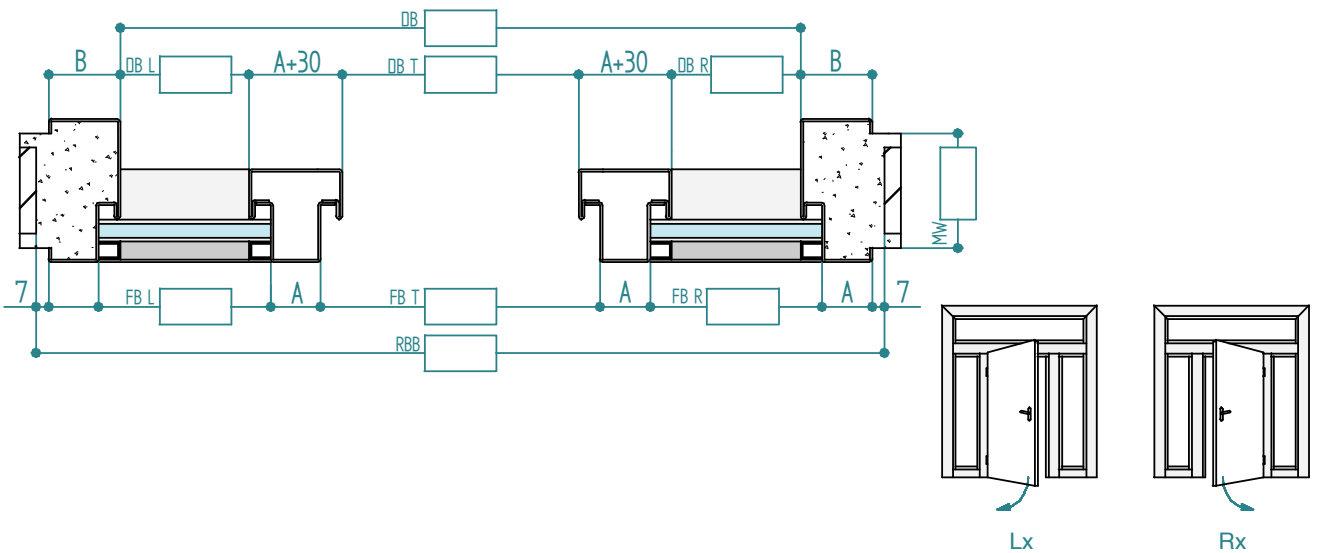
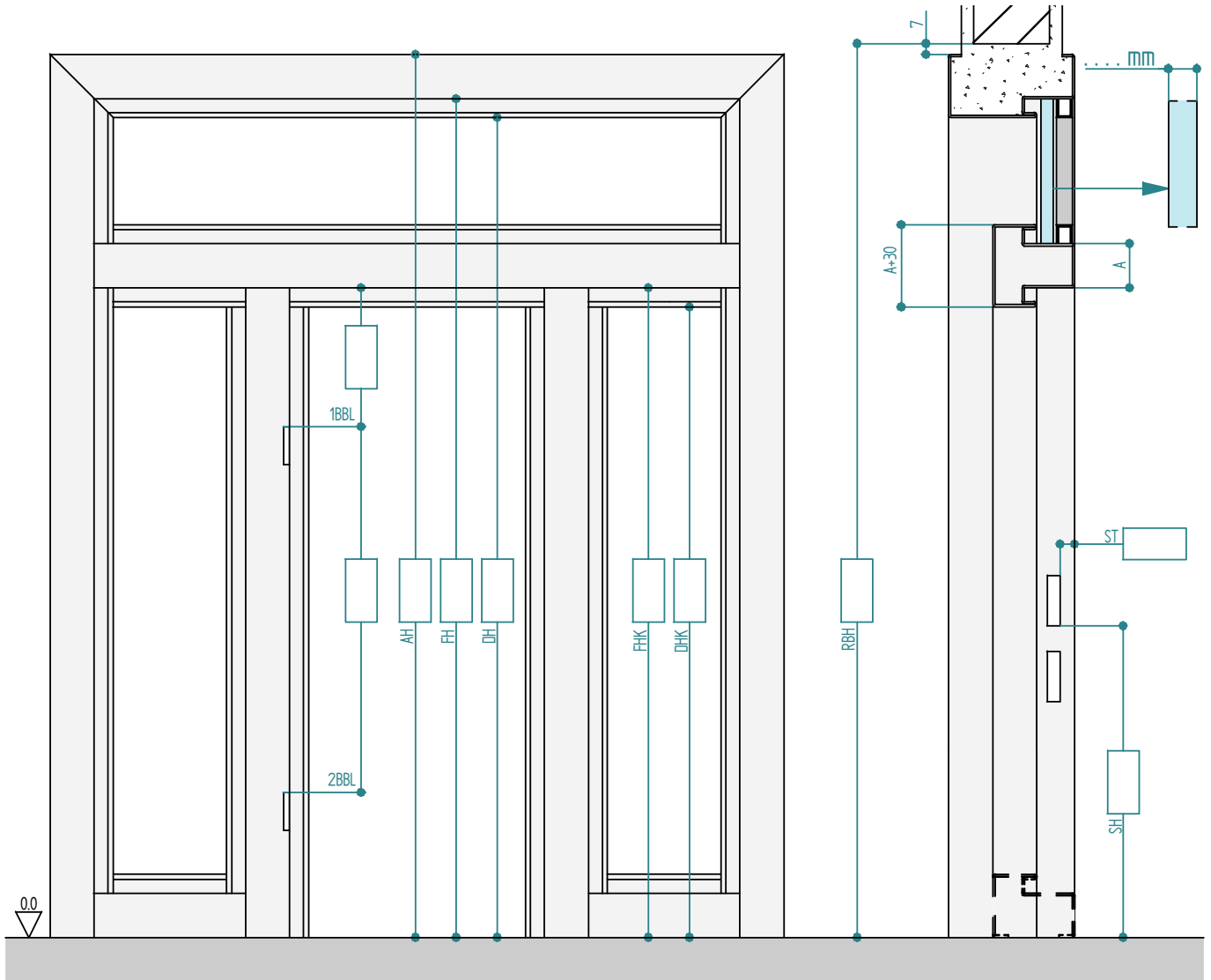
Rx

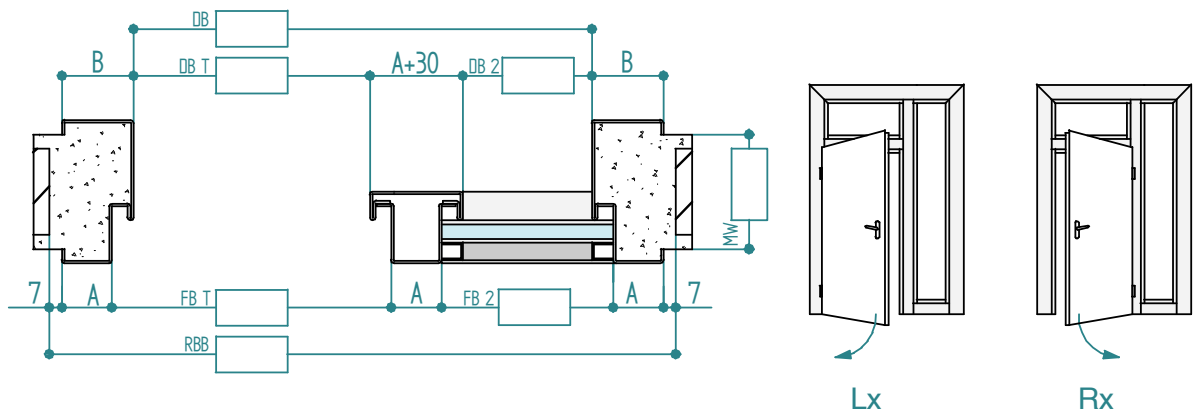
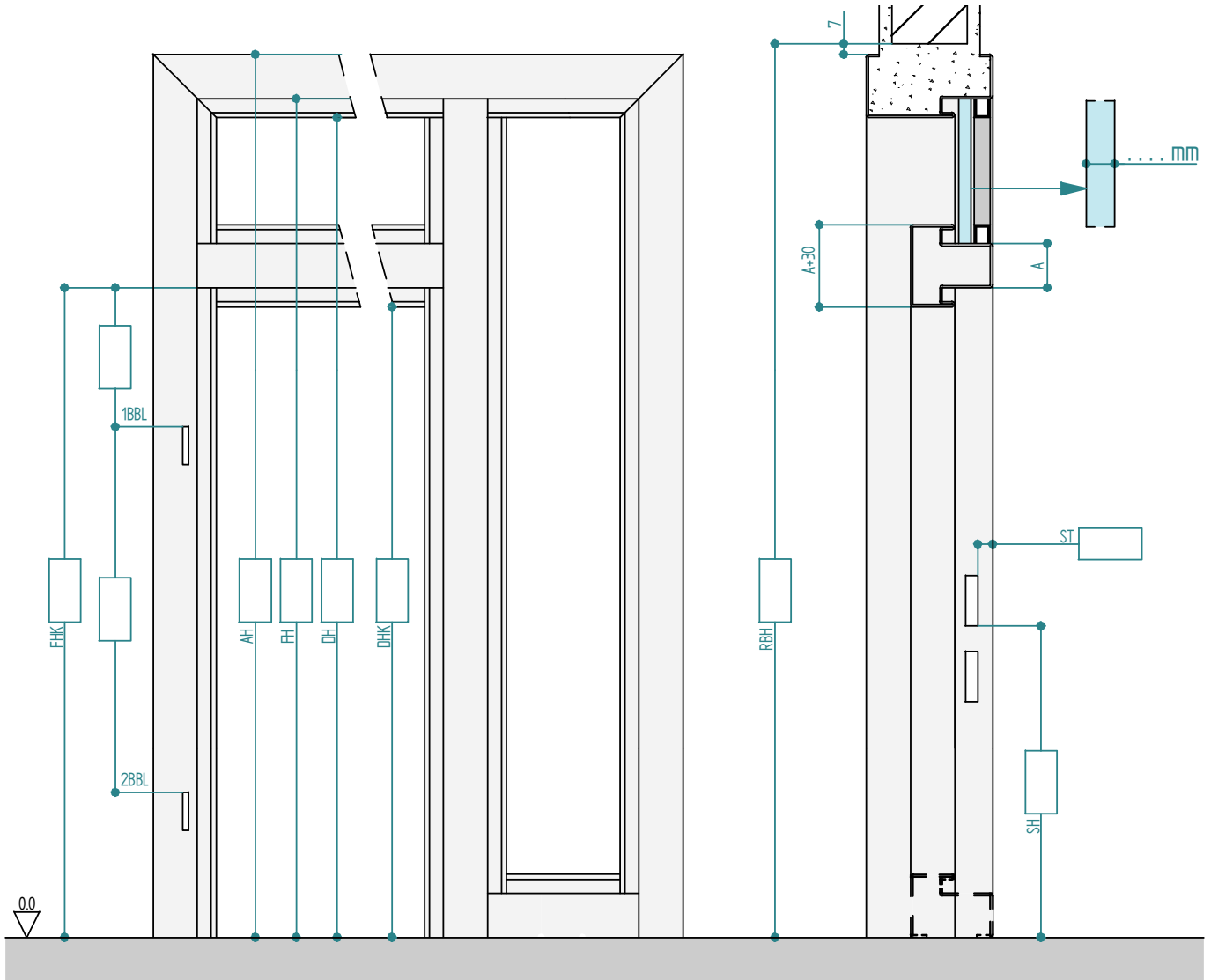


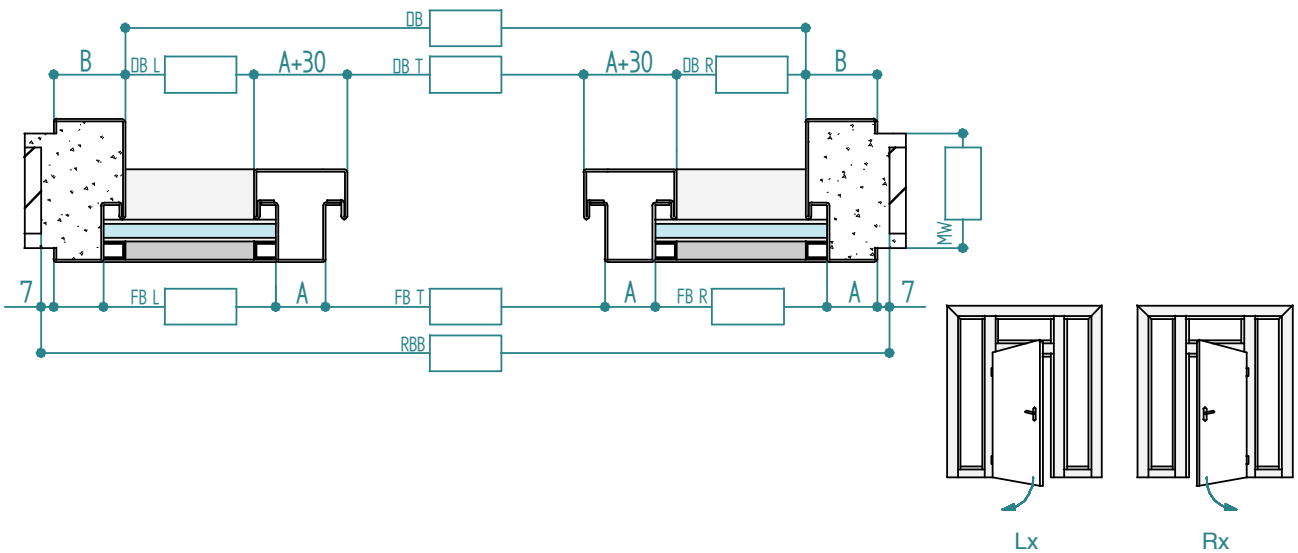
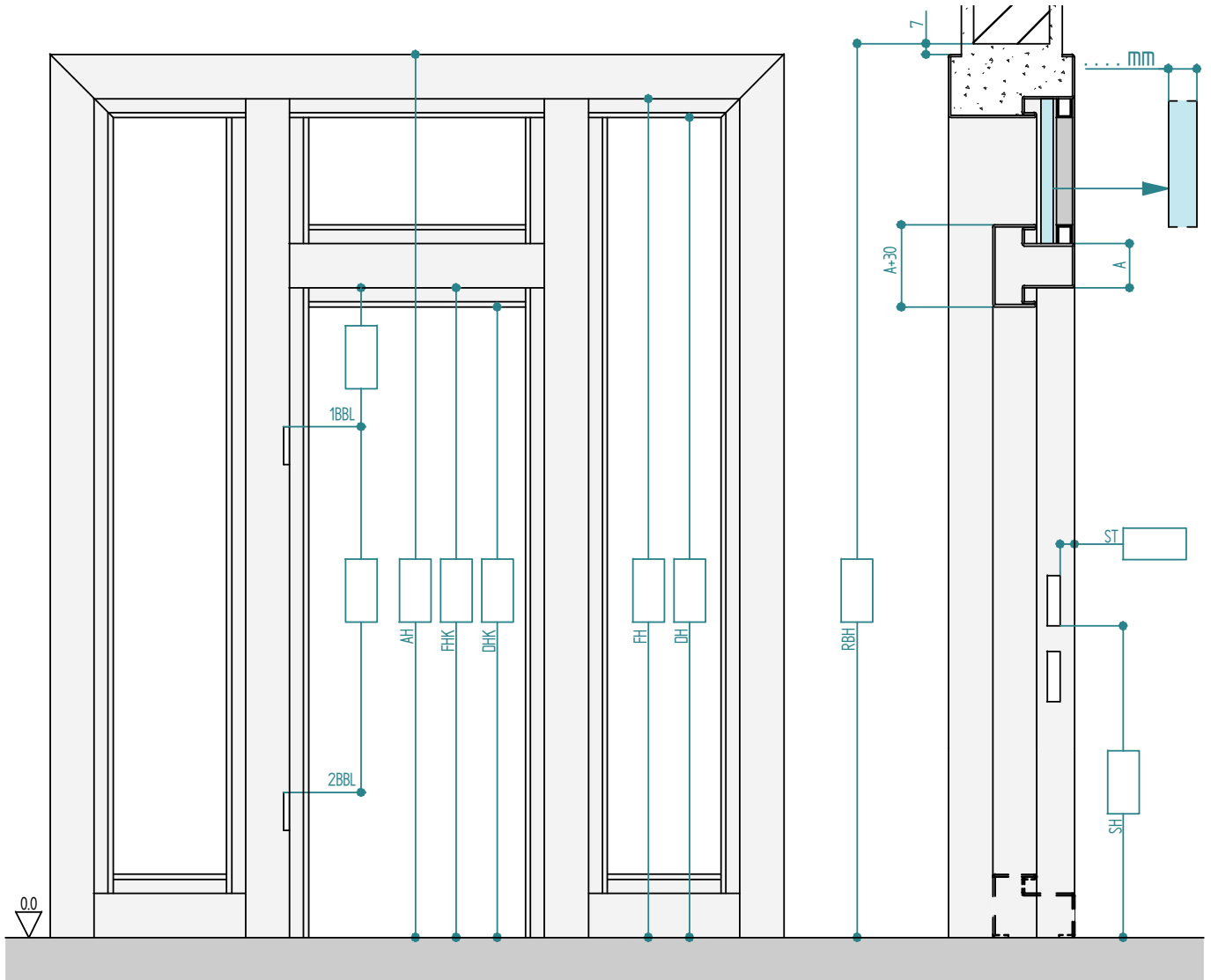
Lx

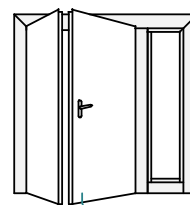
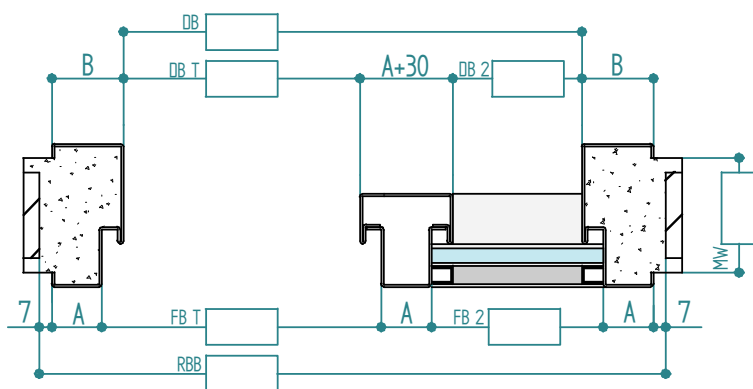
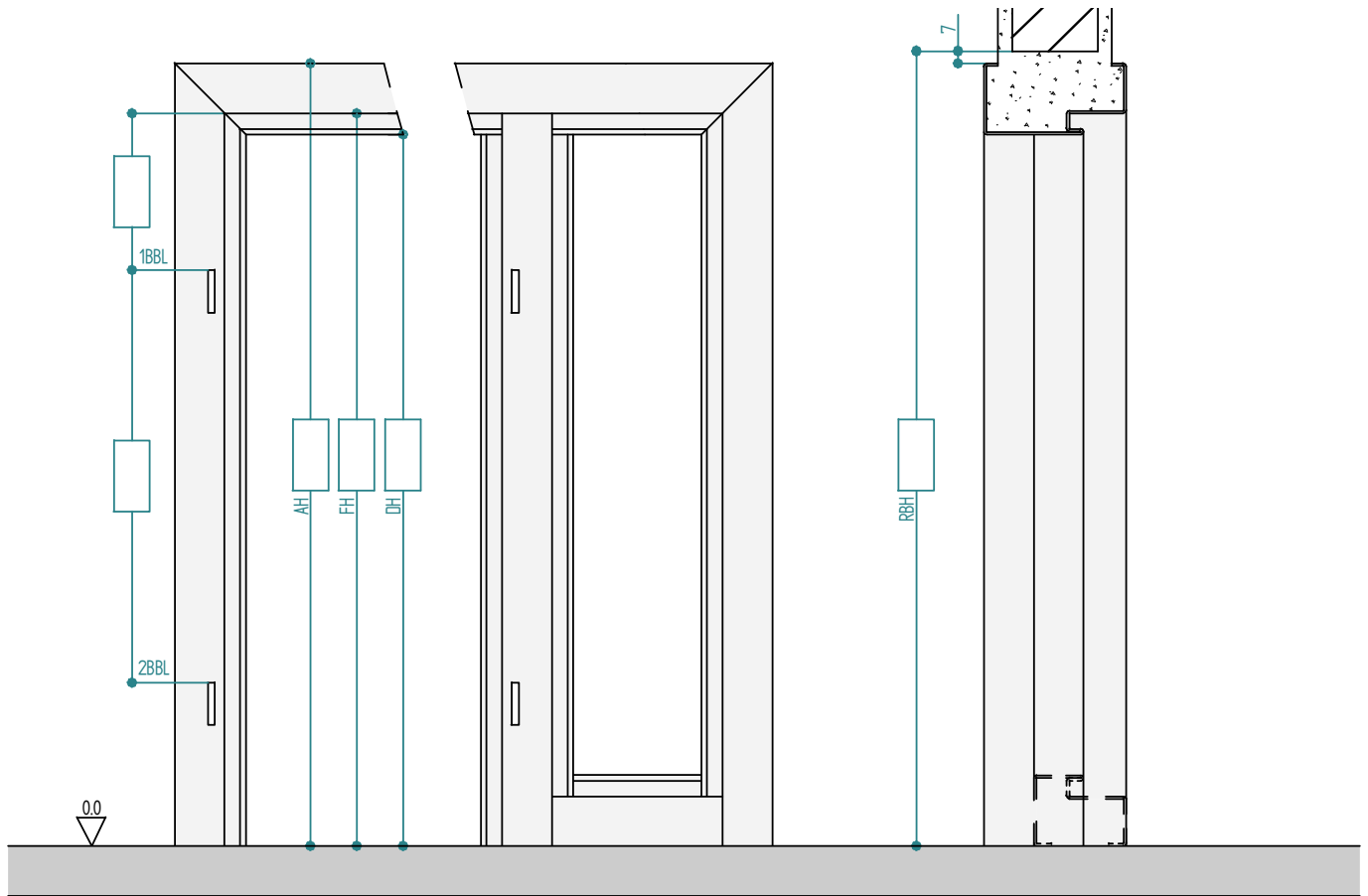
Rx



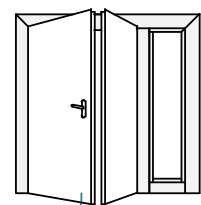




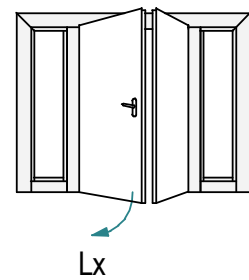
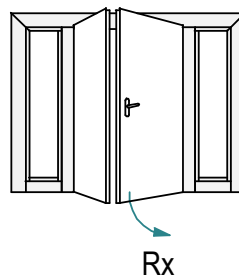
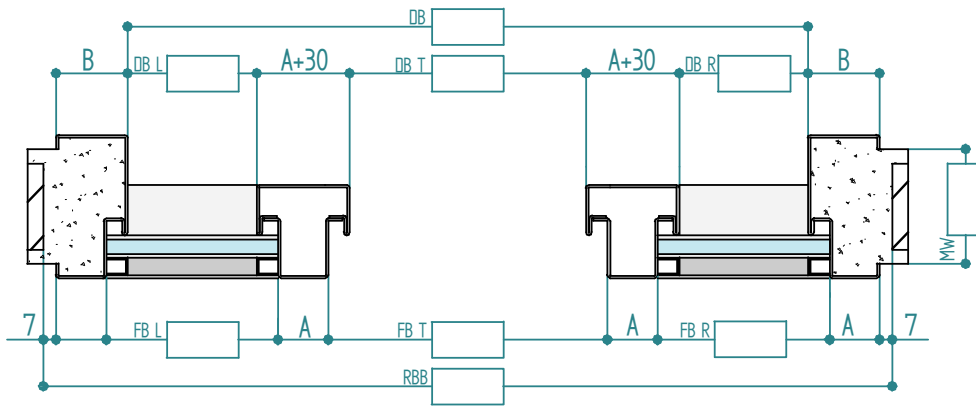
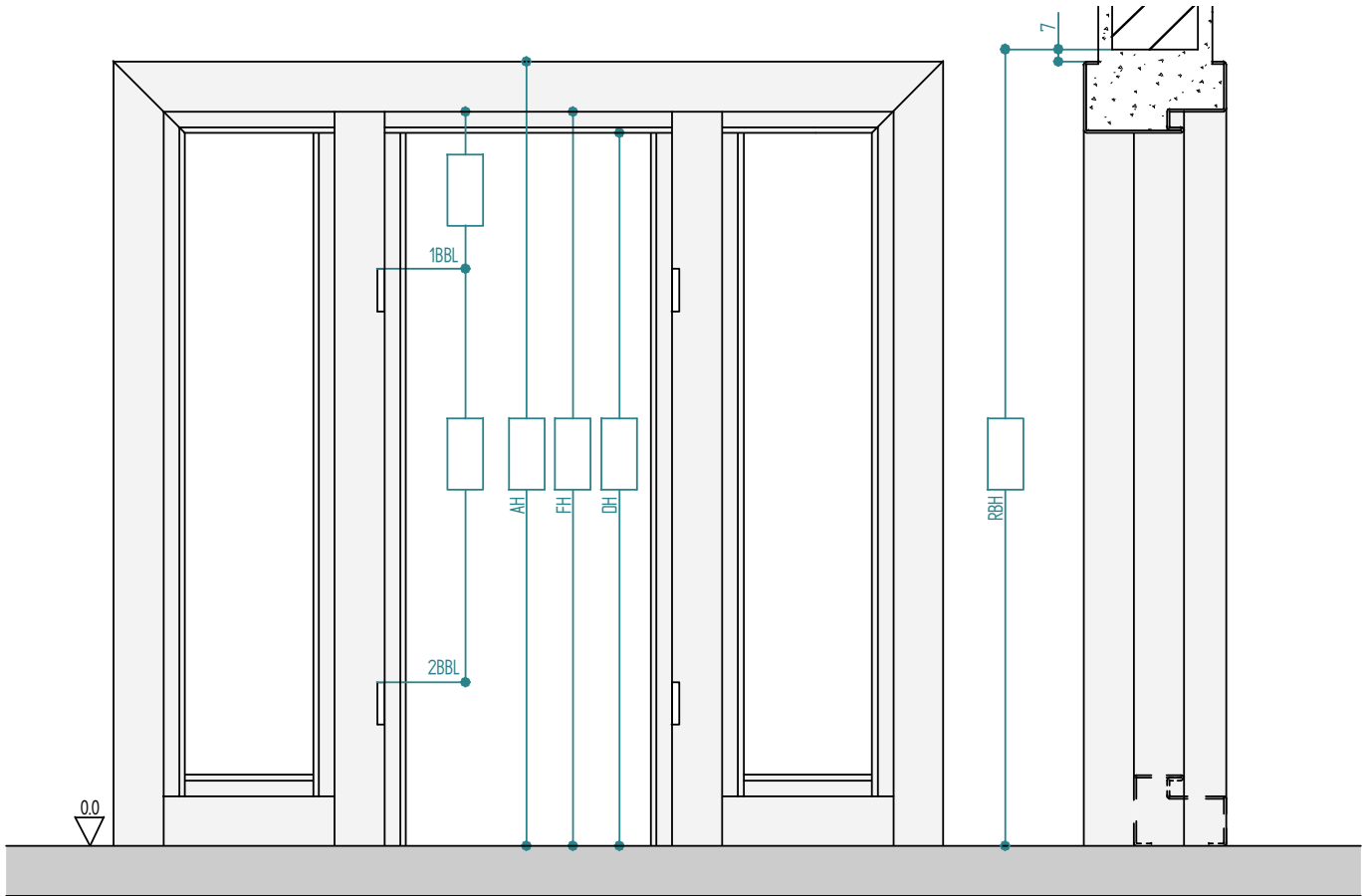


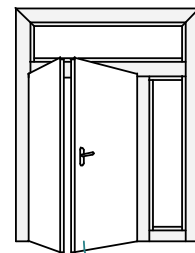
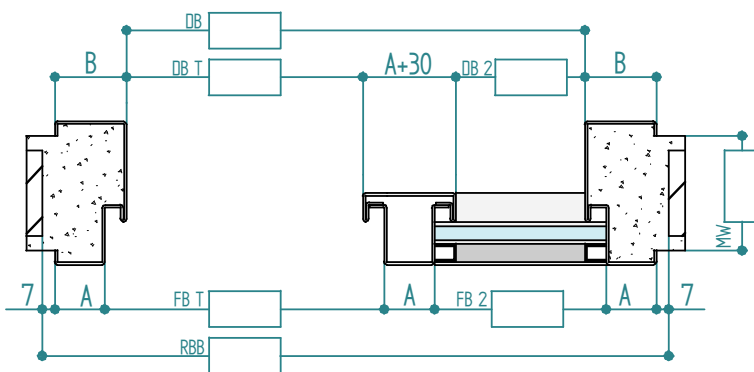
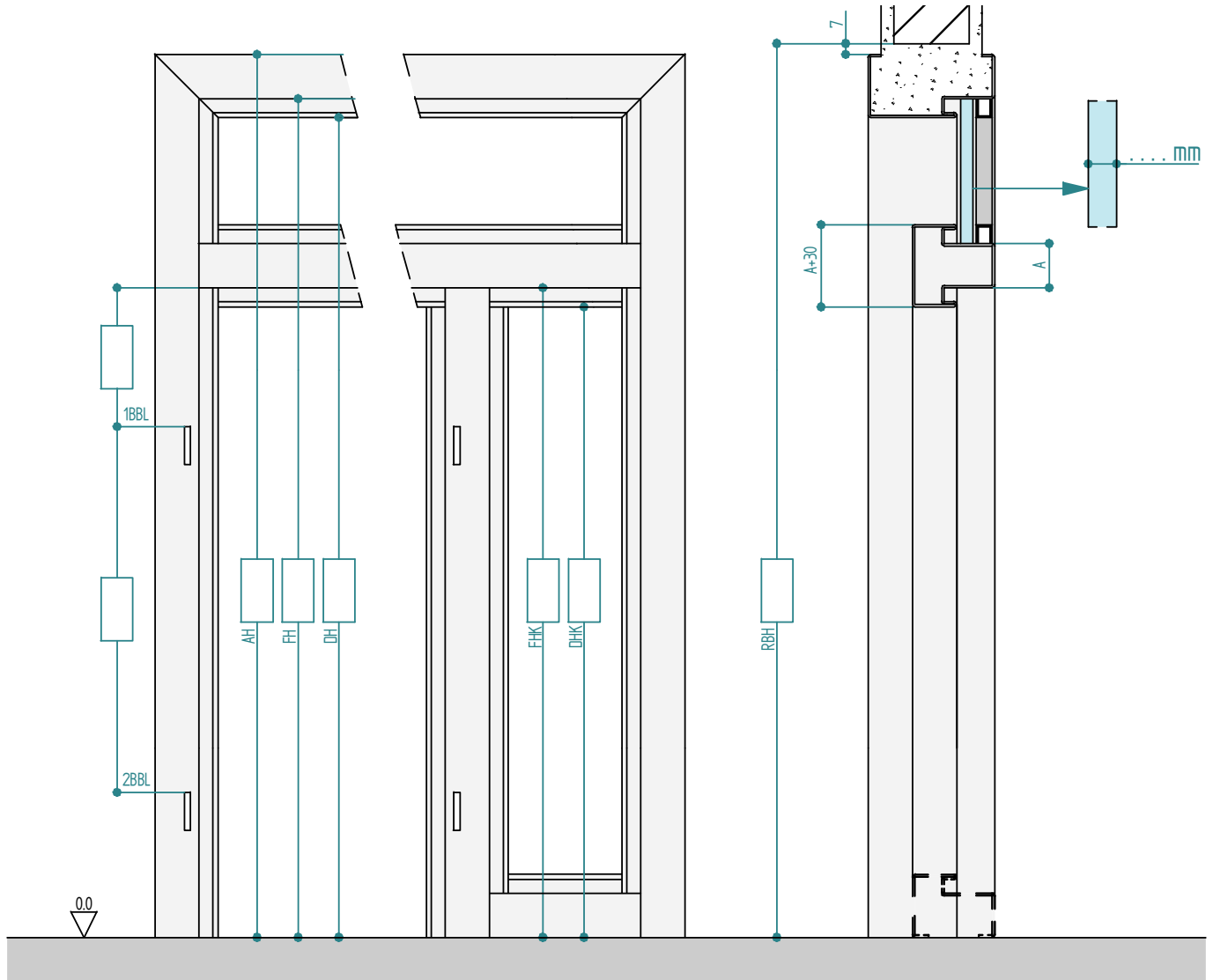


Rx

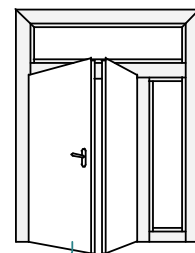


Lx

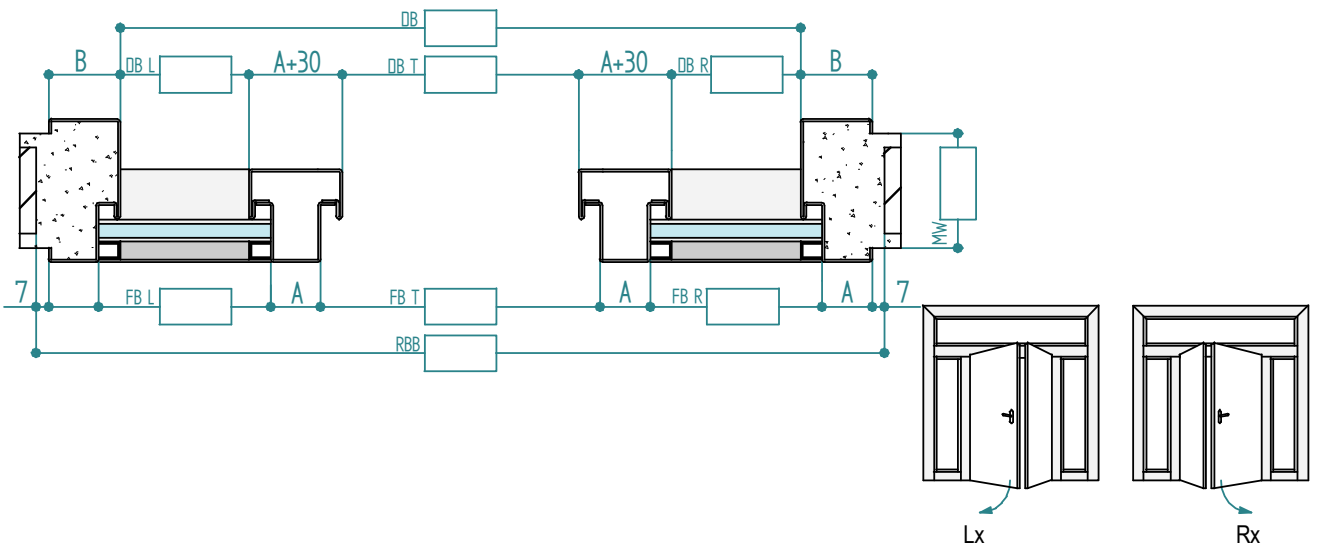
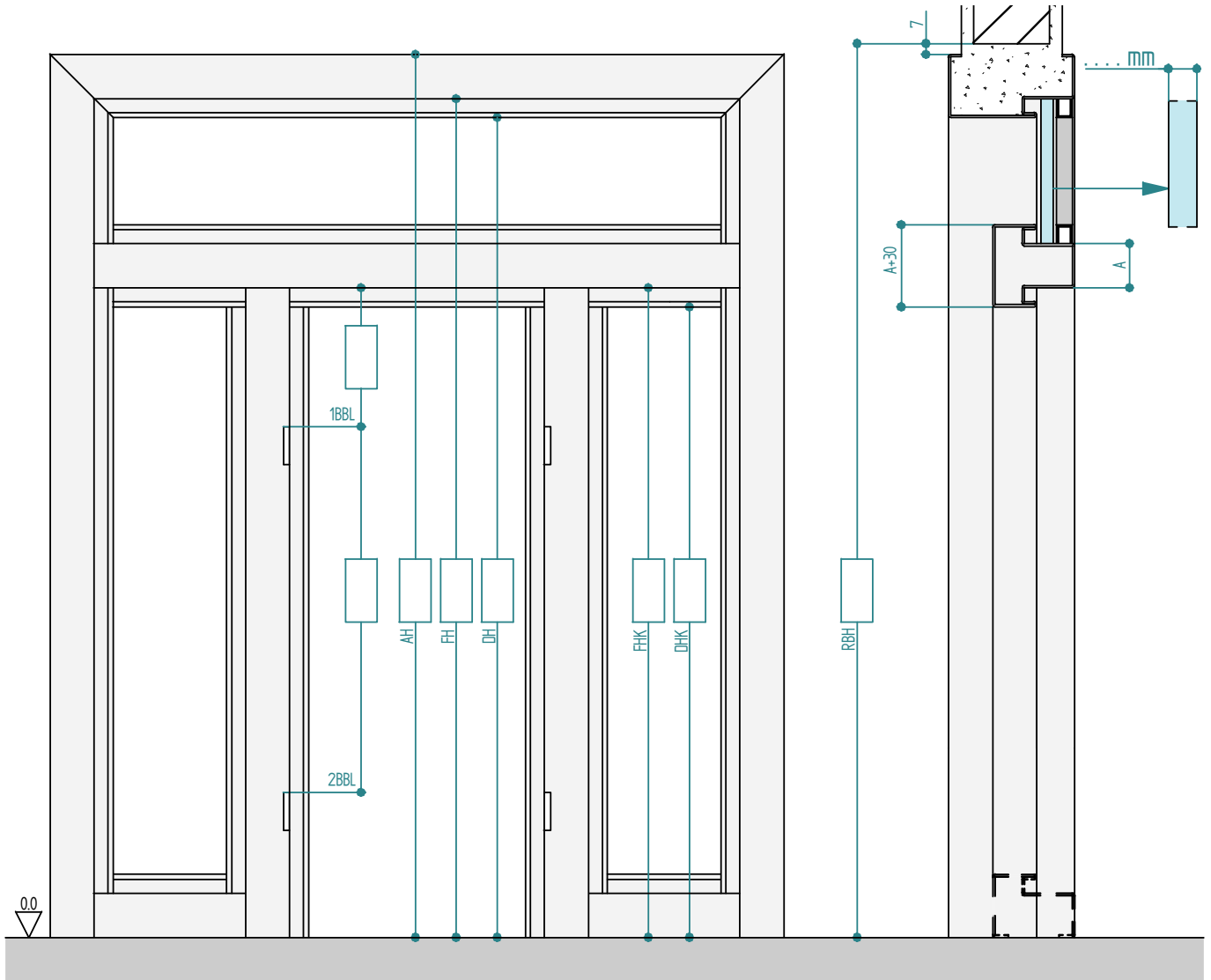


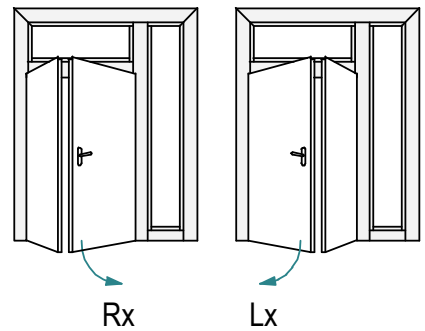
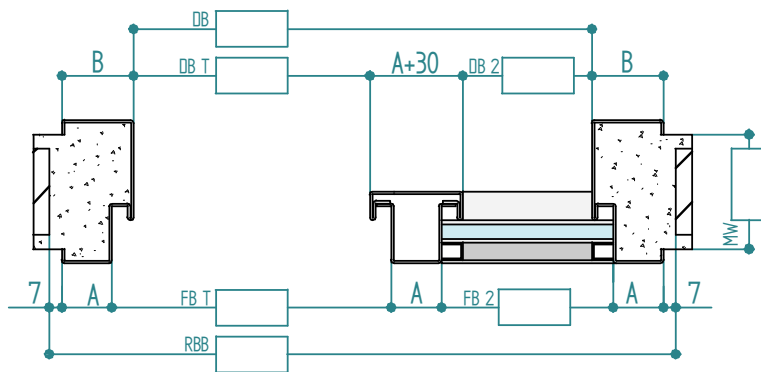
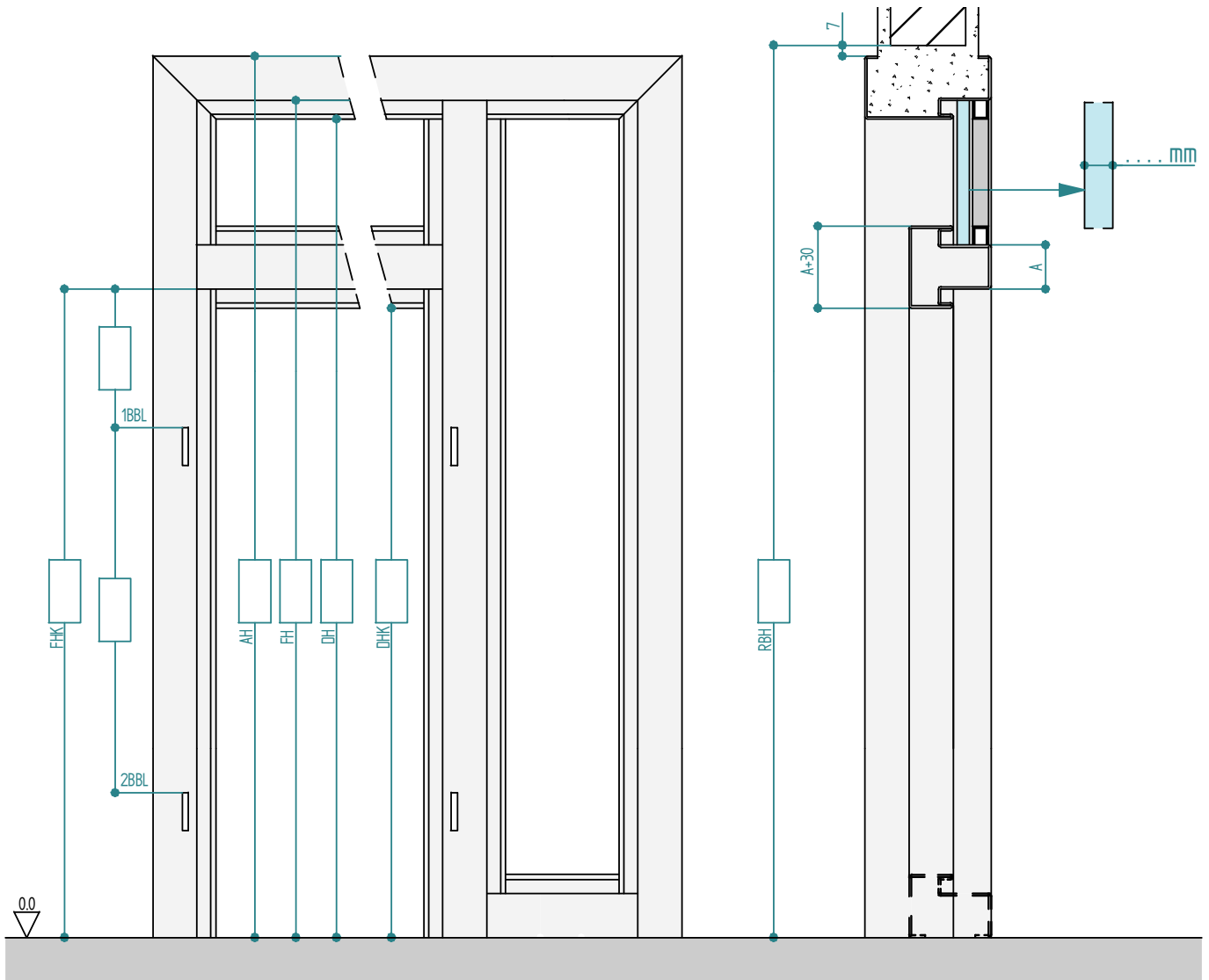


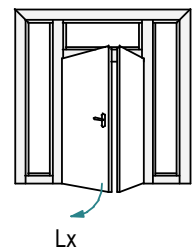
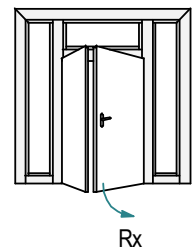
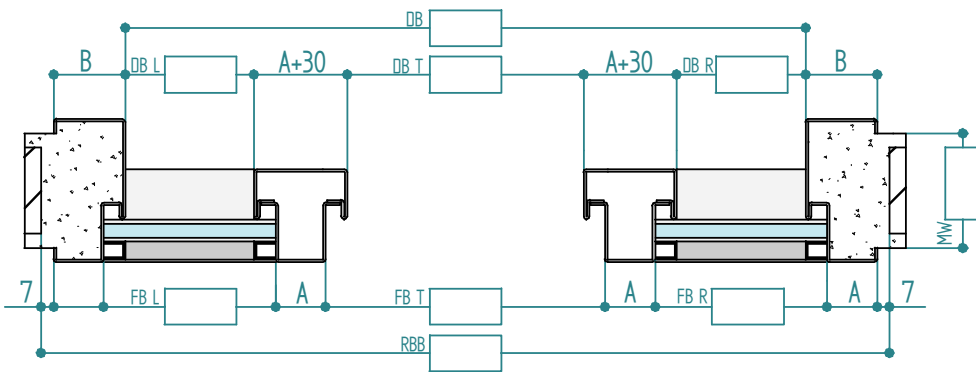
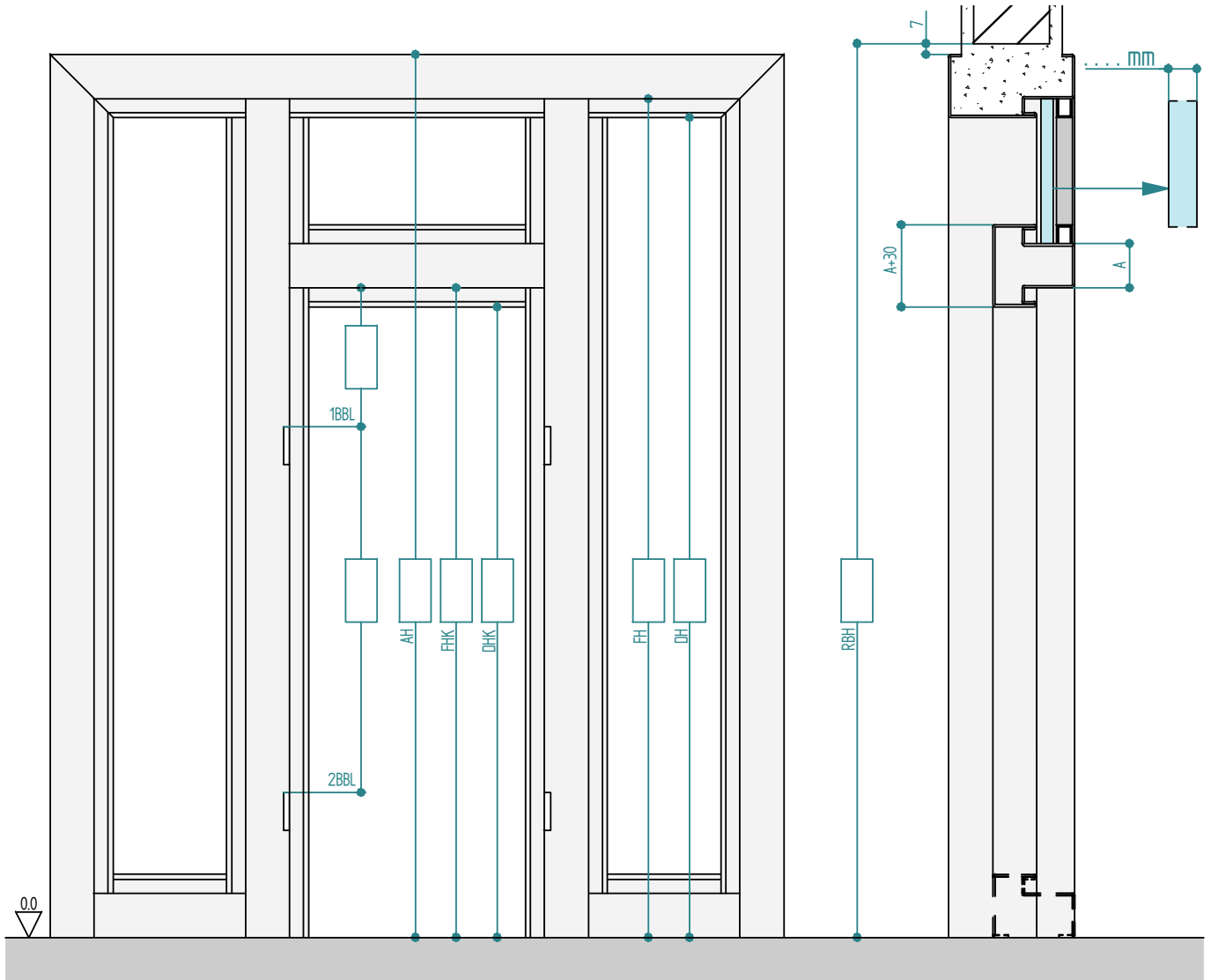
Rx

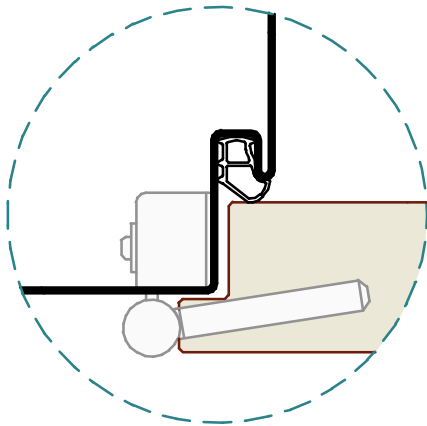


Lx

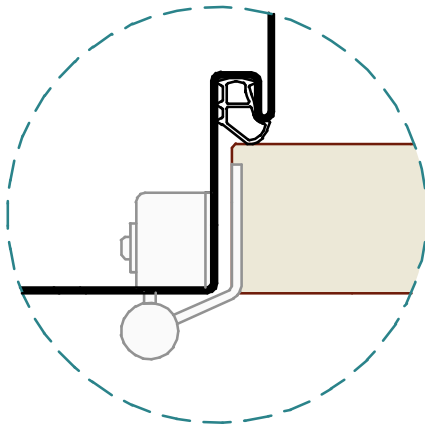




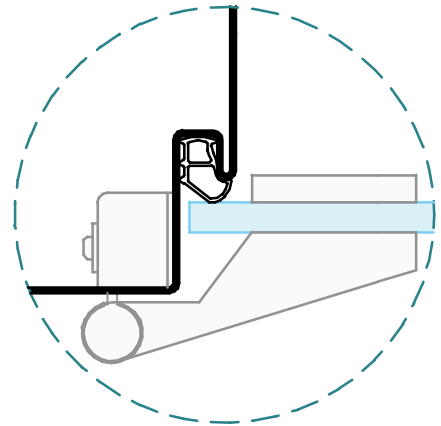




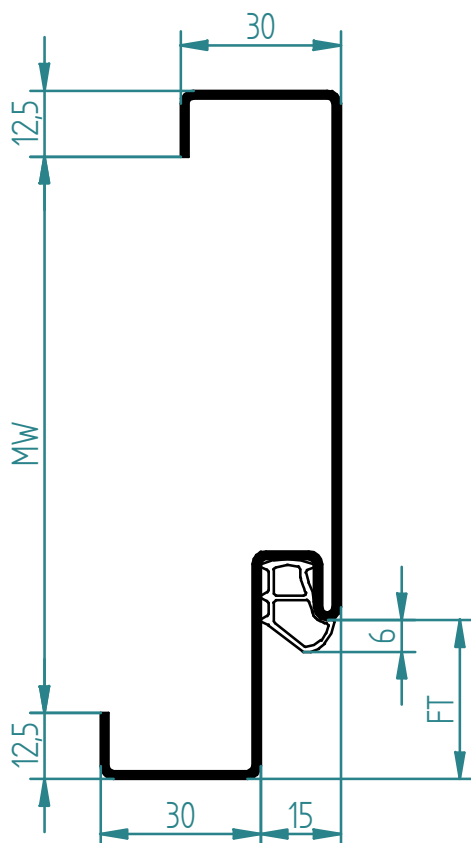
gefälztes Türblatt
 porta a battuta
 rebated door



stumpfes Türblatt
 porta a filo senza battuta
 flush door



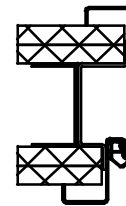
Ganzglastür
 porta in cristallo
 glass door



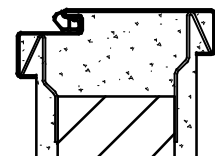
Montage zum Einmörteln im Mauerwerk
 montaggio da immerare
 fitting with concrete



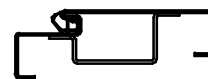
Montage auf Gipswand
 montaggio su parete
 in cartongesso
 fitting on stud/gypsum wall



Befestigung mit Nagelanker
 fissaggio da tassellare/immerare
 su muratura
 fitting with screw/fixing on
 concrete wall



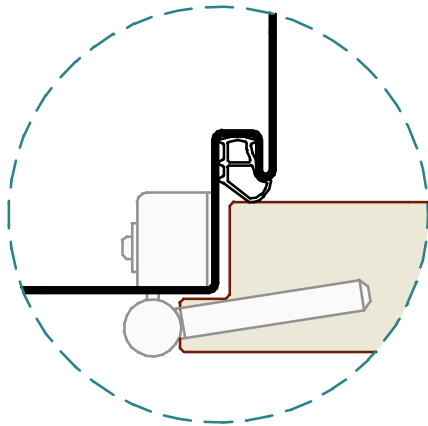
Befestigung mit Maueranker
 fissaggio con zanca a muro
 fitting with anchor for concrete



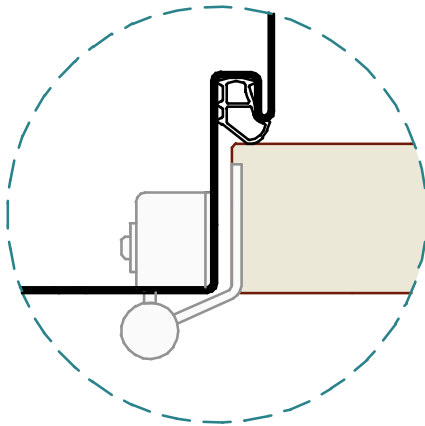
Befestigung mit Hutanker
 fissaggio con staffa ad "U"
 fitting with "U" bracket



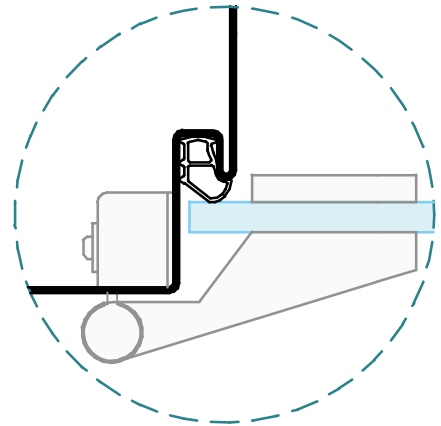
Befestigung mit Propelleranker
 fissaggio con staffa elica
 fitting with propeller bracket



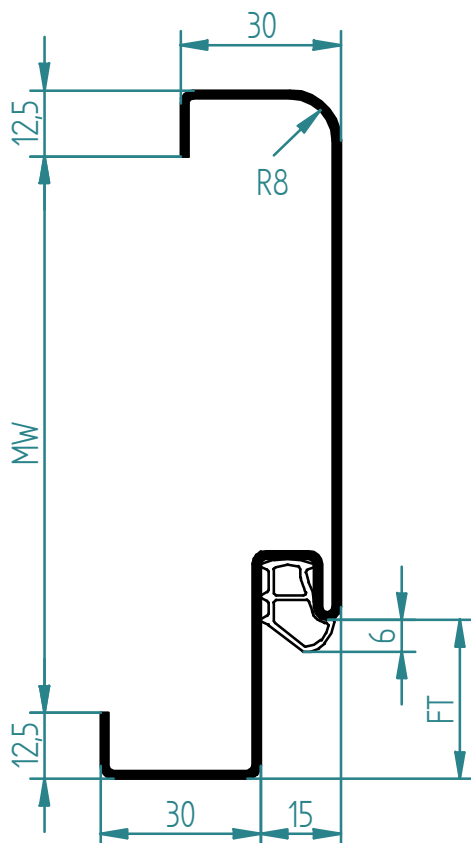
gefälztes Türblatt
 porta a battuta
 rebated door



stumpfes Türblatt
 porta a filo senza battuta
 flush door



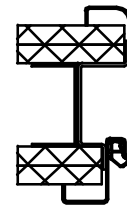
Ganzglastür
 porta in cristallo
 glass door



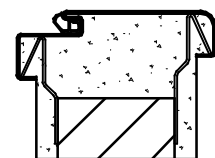
Montage zum Einmörteln im Mauerwerk
 montaggio da immerare
 fitting with concrete



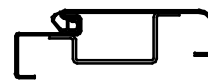
Montage auf Gipswand
 montaggio su parete
 in cartongesso
 fitting on stud/gypsum wall



Befestigung mit Nagelanker
 fissaggio da tassellare/immerare
 su muratura
 fitting with screw/fixing on
 concrete wall



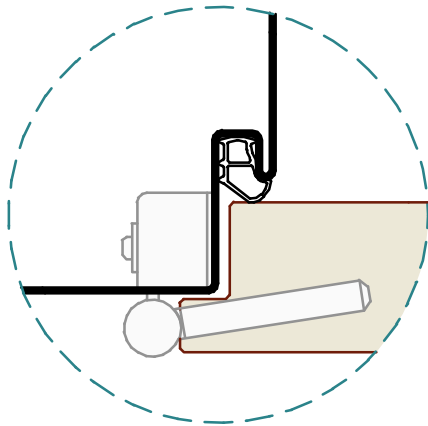
Befestigung mit Maueranker
 fissaggio con zanca a muro
 fitting with anchor for concrete



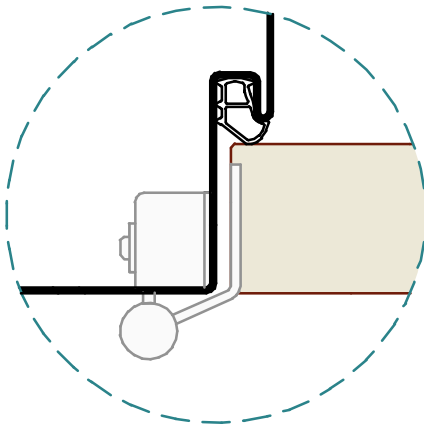
Befestigung mit Hutanker
 fissaggio con staffa ad "U"
 fitting with "U" bracket



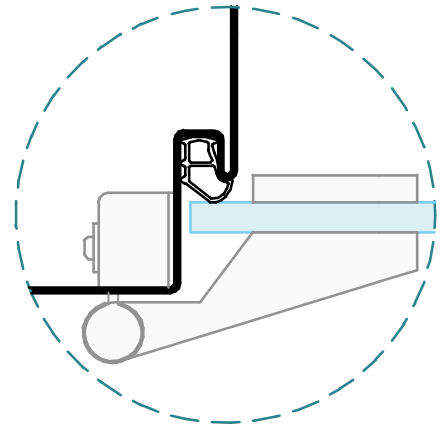
Befestigung mit Propelleranker
 fissaggio con staffa elica
 fitting with propeller bracket



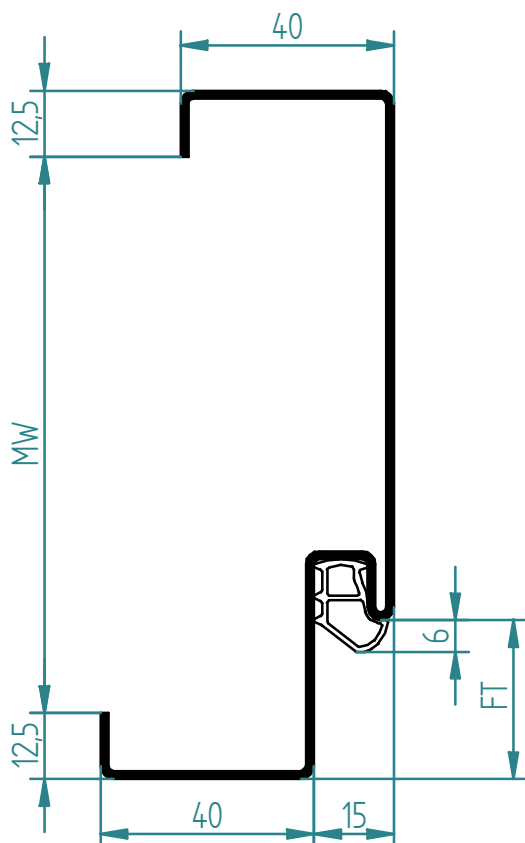
gefälztes Türblatt
 porta a battuta
 rebated door



stumpfes Türblatt
 porta a filo senza battuta
 flush door



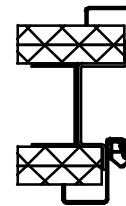
Ganzglastür
 porta in cristallo
 glass door



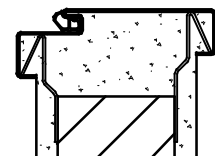
Montage zum Einmörteln im Mauerwerk
 montaggio da immerare
 fitting with concrete



Montage auf Gipswand
 montaggio su parete
 in cartongesso
 fitting on stud/gypsum wall



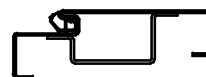
Befestigung mit Nagelanker
 fissaggio da tassellare/immerare
 su muratura
 fitting with screw/fixing on
 concrete wall



Befestigung mit Maueranker
 fissaggio con zanca a muro
 fitting with anchor for concrete

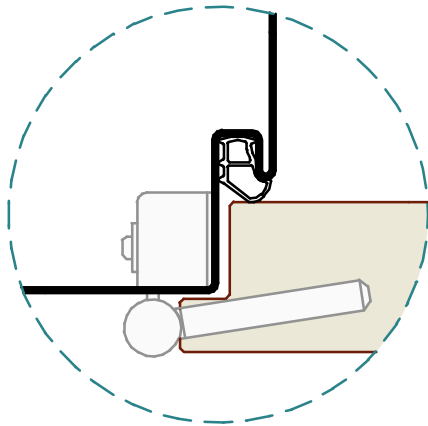


Befestigung mit Hutanker
 fissaggio con staffa ad "U"
 fitting with "U" bracket

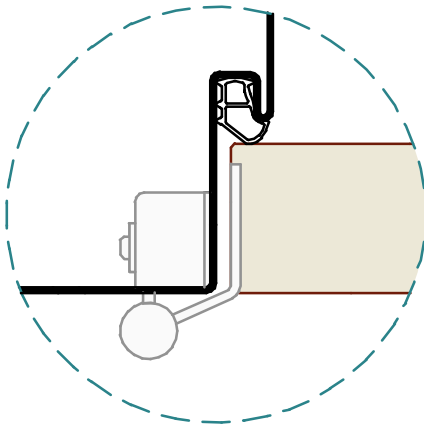


Befestigung mit Propelleranker
 fissaggio con staffa elica
 fitting with propeller bracket

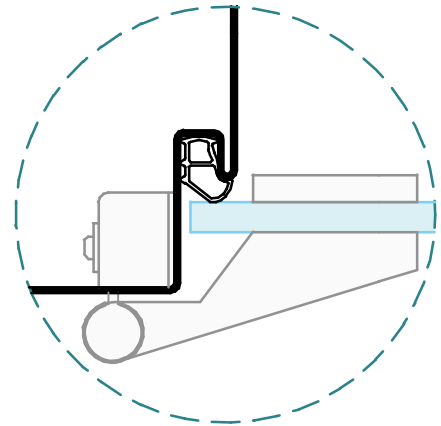




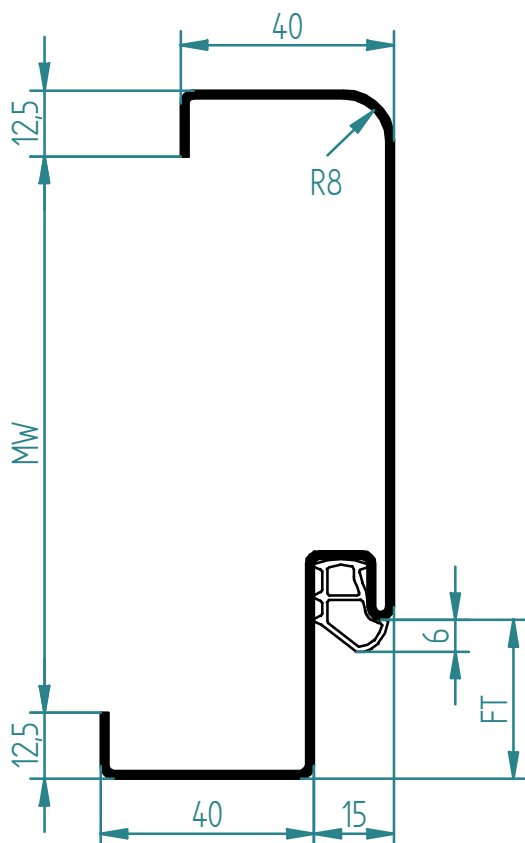
gefälztes Türblatt
 porta a battuta
 rebated door



stumpfes Türblatt
 porta a filo senza battuta
 flush door



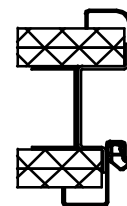
Ganzglastür
 porta in cristallo
 glass door



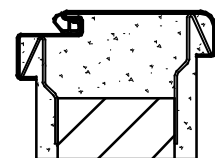
Montage zum Einmörteln im Mauerwerk
 montaggio da immerare
 fitting with concrete



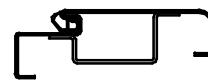
Montage auf Gipswand
 montaggio su parete
 in cartongesso
 fitting on stud/gypsum wall



Befestigung mit Nagelanker
 fissaggio da tassellare/immerare
 su muratura
 fitting with screw/fixing on
 concrete wall



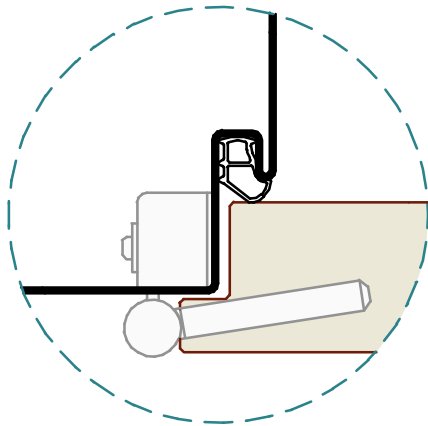
Befestigung mit Maueranker
 fissaggio con zanca a muro
 fitting with anchor for concrete



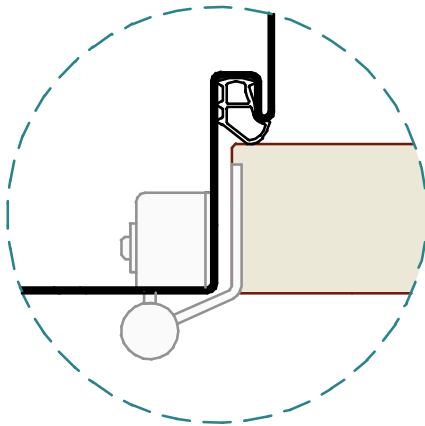
Befestigung mit Hutanker
 fissaggio con staffa ad "U"
 fitting with "U" bracket



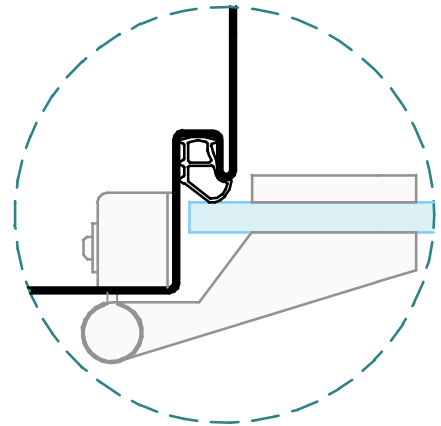
Befestigung mit Propelleranker
 fissaggio con staffa elica
 fitting with propeller bracket



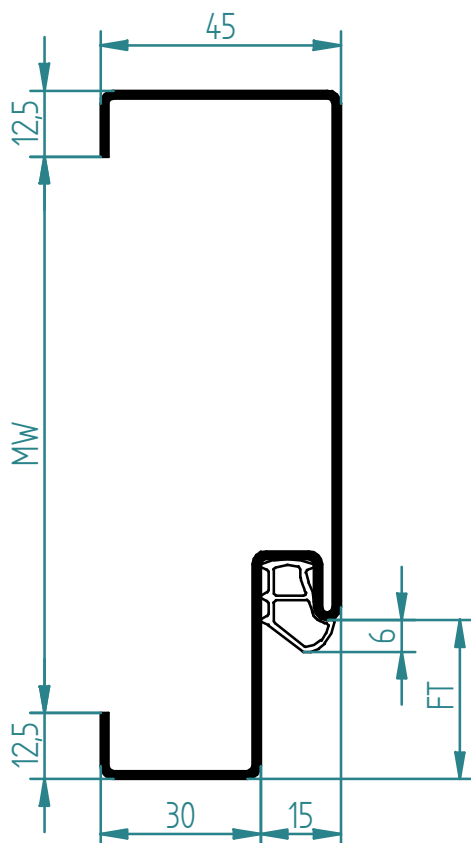
gefälztes Türblatt
 porta a battuta
 rebated door



stumpfes Türblatt
 porta a filo senza battuta
 flush door



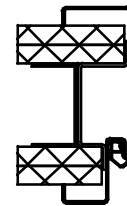
Ganzglastür
 porta in cristallo
 glass door



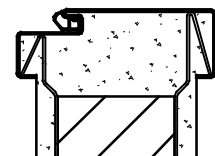
Montage zum Einmörteln im Mauerwerk
 montaggio da immurare
 fitting with concrete



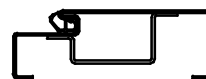
Montage auf Gipswand
 montaggio su parete
 in cartongesso
 fitting on stud/gypsum wall



Befestigung mit Nagelanker
 fissaggio da tassellare/immurare
 su muratura
 fitting with screw/fixing on
 concrete wall



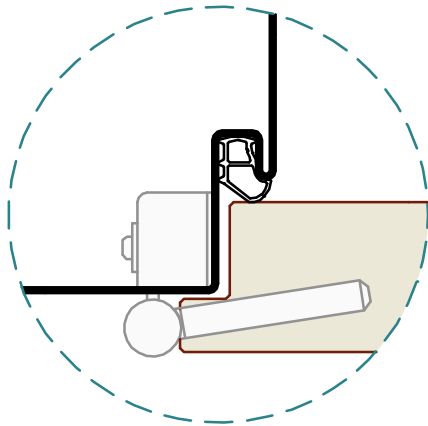
Befestigung mit Maueranker
 fissaggio con zanca a muro
 fitting with anchor for concrete



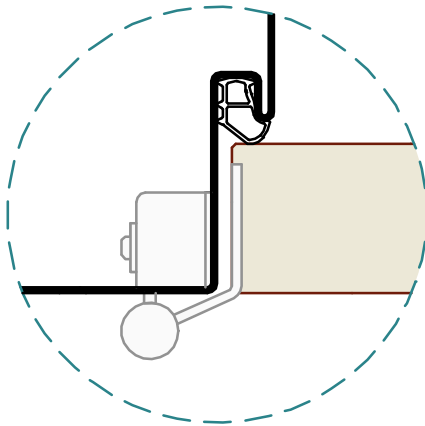
Befestigung mit Hutanker
 fissaggio con staffa ad "U"
 fitting with "U" bracket



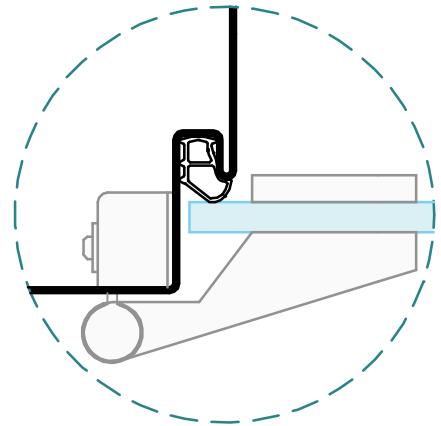
Befestigung mit Propelleranker
 fissaggio con staffa elica
 fitting with propeller bracket



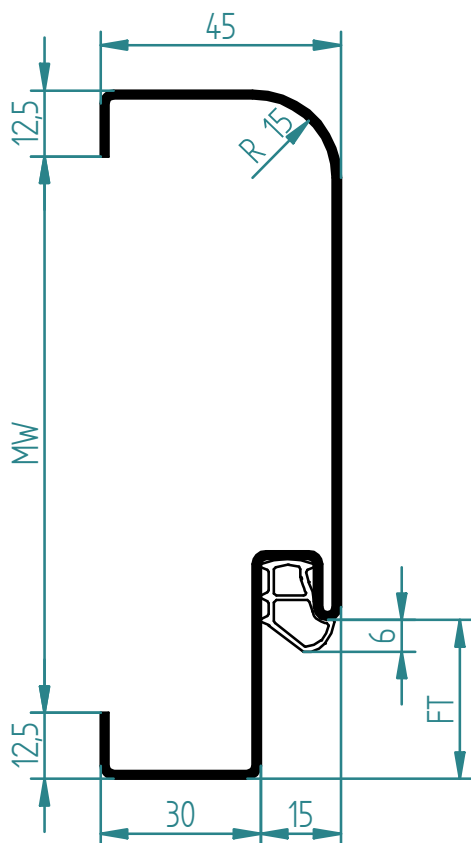
gefälztes Türblatt
 porta a battuta
 rebated door



stumpfes Türblatt
 porta a filo senza battuta
 flush door



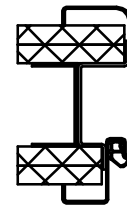
Ganzglastür
 porta in cristallo
 glass door



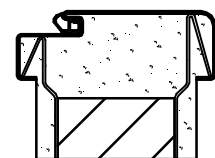
Montage zum Einmörteln im Mauerwerk
 montaggio da immerare
 fitting with concrete



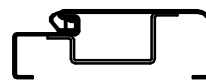
Montage auf Gipswand
 montaggio su parete
 in cartongesso
 fitting on stud/gypsum wall



Befestigung mit Nagelanker
 fissaggio da tassellare/immerare
 su muratura
 fitting with screw/fixing on
 concrete wall



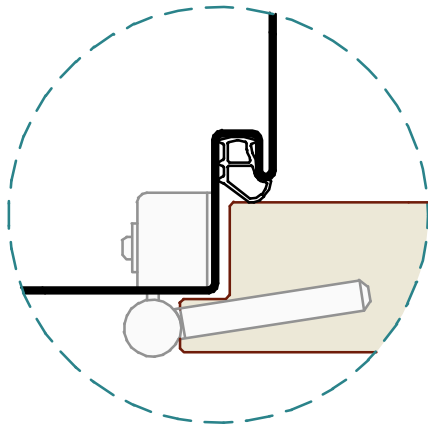
Befestigung mit Maueranker
 fissaggio con zanca a muro
 fitting with anchor for concrete



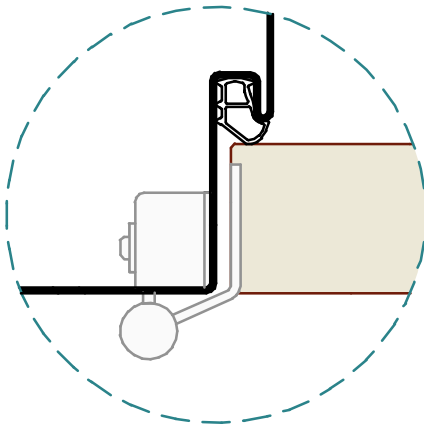
Befestigung mit Hutanker
 fissaggio con staffa ad "U"
 fitting with "U" bracket



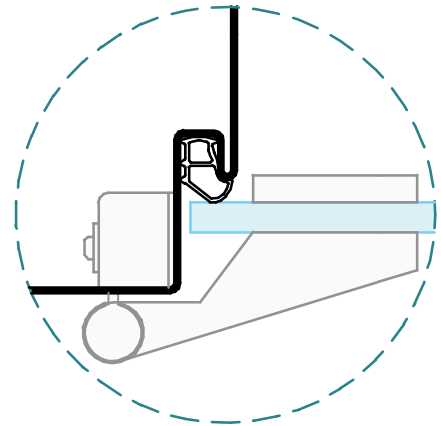
Befestigung mit Propelleranker
 fissaggio con staffa elica
 fitting with propeller bracket



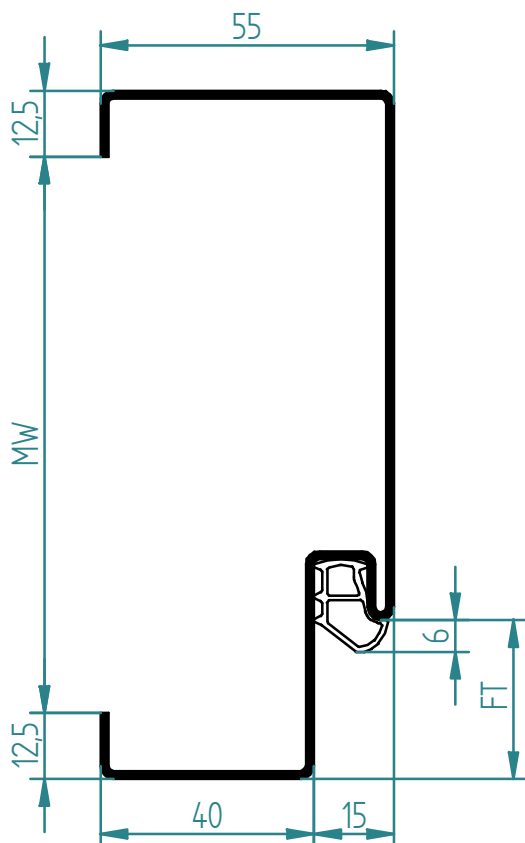
gefälztes Türblatt
 porta a battuta
 rebated door



stumpfes Türblatt
 porta a filo senza battuta
 flush door



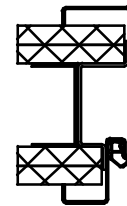
Ganzglastür
 porta in cristallo
 glass door



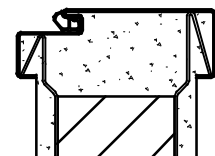
Montage zum Einmörteln im Mauerwerk
 montaggio da immerare
 fitting with concrete



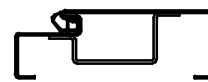
Montage auf Gipswand
 montaggio su parete
 in cartongesso
 fitting on stud/gypsum wall



Befestigung mit Nagelanker
 fissaggio da tassellare/immerare
 su muratura
 fitting with screw/fixing on
 concrete wall



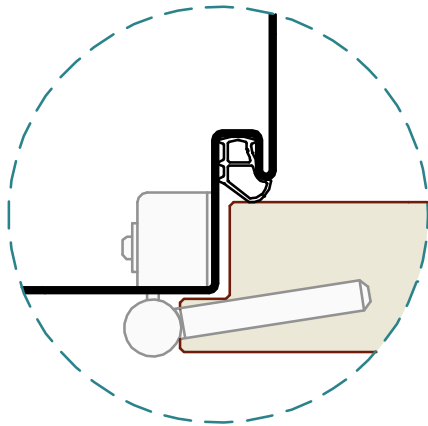
Befestigung mit Maueranker
 fissaggio con zanca a muro
 fitting with anchor for concrete



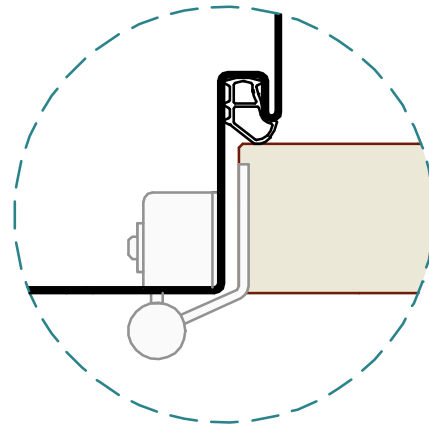
Befestigung mit Hutanker
 fissaggio con staffa ad "U"
 fitting with "U" bracket



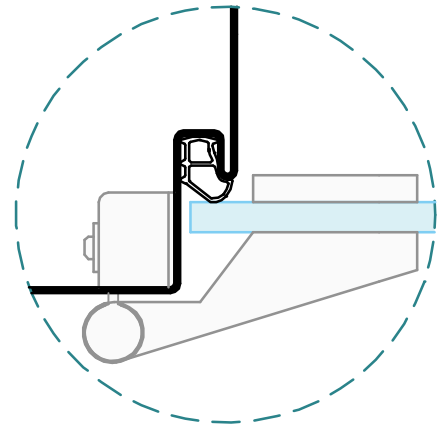
Befestigung mit Propelleranker
 fissaggio con staffa elica
 fitting with propeller bracket



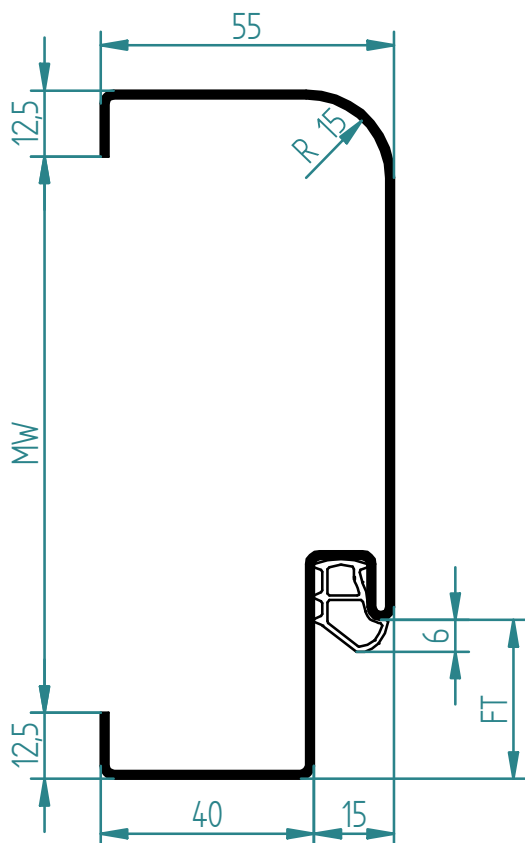
gefälztes Türblatt
 porta a battuta
 rebated door



stumpfes Türblatt
 porta a filo senza battuta
 flush door



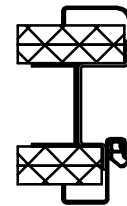
Ganzglastür
 porta in cristallo
 glass door



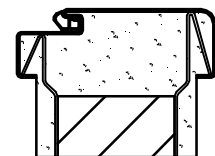
Montage zum Einmörteln im Mauerwerk
 montaggio da immerare
 fitting with concrete



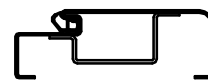
Montage auf Gipswand
 montaggio su parete
 in cartongesso
 fitting on stud/gypsum wall



Befestigung mit Nagelanker
 fissaggio da tassellare/immerare
 su muratura
 fitting with screw/fixing on
 concrete wall



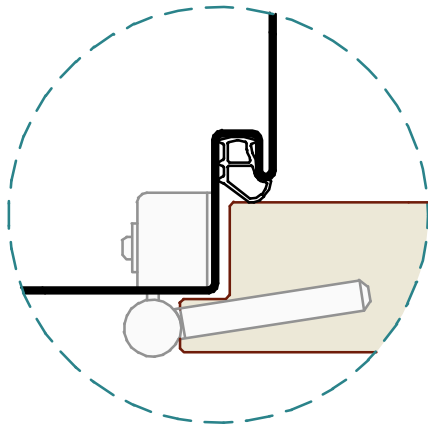
Befestigung mit Maueranker
 fissaggio con zanca a muro
 fitting with anchor for concrete



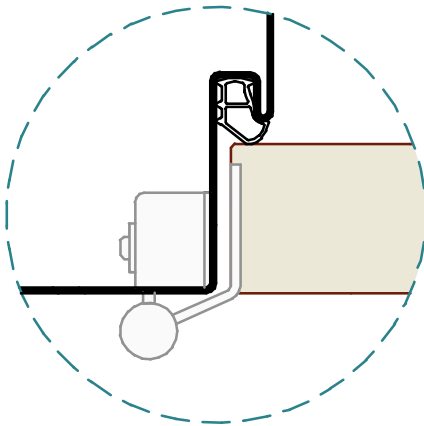
Befestigung mit Hutanker
 fissaggio con staffa ad "U"
 fitting with "U" bracket



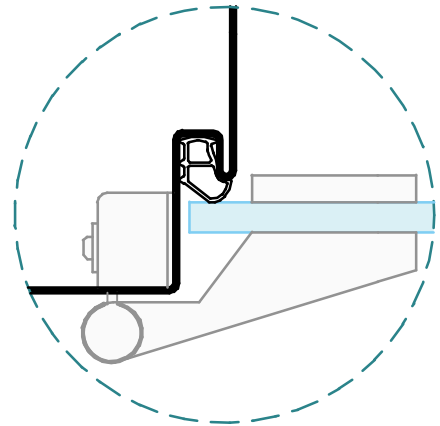
Befestigung mit Propelleranker
 fissaggio con staffa elica
 fitting with propeller bracket



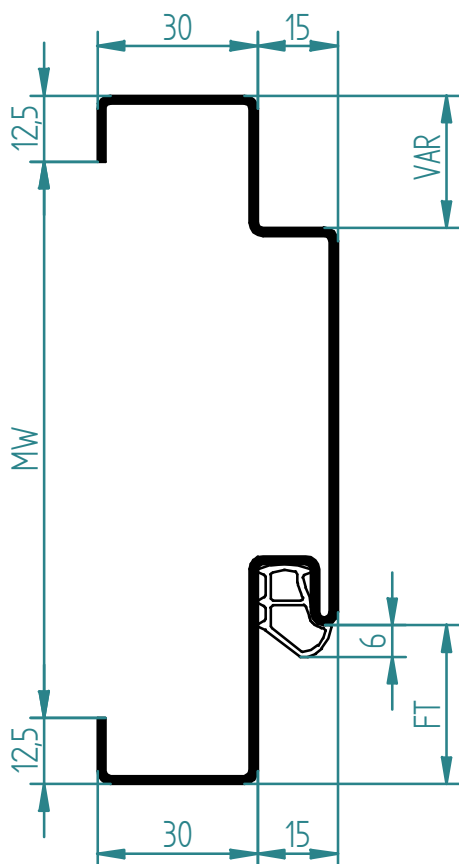
gefälztes Türblatt
 porta a battuta
 rebated door



stumpfes Türblatt
 porta a filo senza battuta
 flush door




Ganzglastür
 porta in cristallo
 glass door



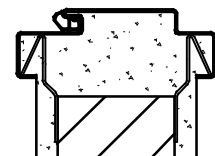
Montage zum Einmörteln im Mauerwerk
 montaggio da immurare
 fitting with concrete



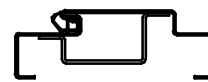
Montage auf Gipswand
 montaggio su parete
 in cartongesso
 fitting on stud/gypsum wall



Befestigung mit Nagelanker
 fissaggio da tassellare/immurare
 su muratura
 fitting with screw/fixing on
 concrete wall



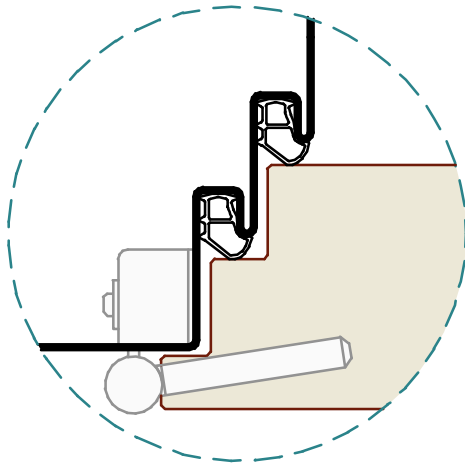
Befestigung mit Maueranker
 fissaggio con zanca a muro
 fitting with anchor for concrete



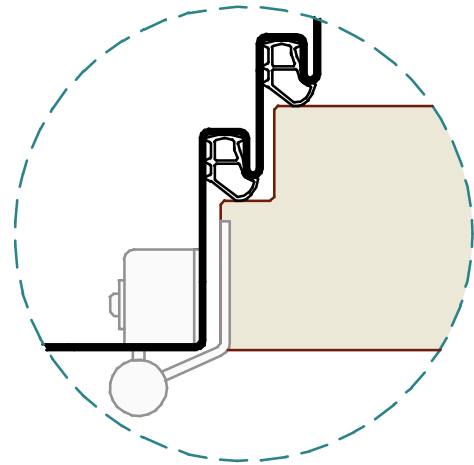
Befestigung mit Hutanker
 fissaggio con staffa ad "U"
 fitting with "U" bracket



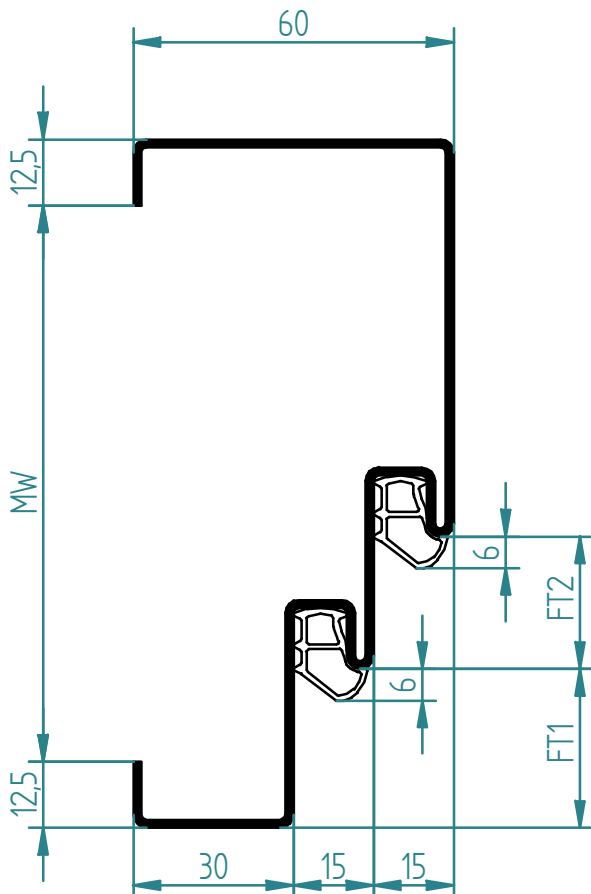
Befestigung mit Propelleranker
 fissaggio con staffa elica
 fitting with propeller bracket



doppelt gefälztes Türblatt
 porta a doppia battuta
 double rebated door



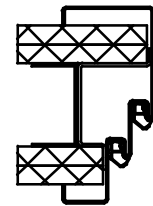
stumpf gefälztes Türblatt
 porta a filo con battuta
 flush rebated door



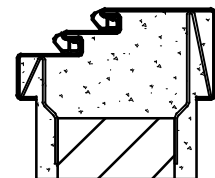
Montage zum Einmörteln im Mauerwerk
 montaggio da immurare
 fitting with concrete



Montage auf Gipswand
 montaggio su parete
 in cartongesso
 fitting on stud/gypsum wall



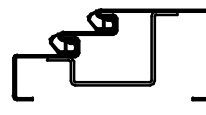
Befestigung mit Nagelanker
 fissaggio da tassellare/immurare
 su muratura
 fitting with screw/fixing on
 concrete wall



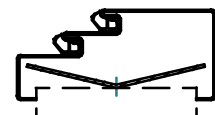
Befestigung mit Maueranker
 fissaggio con zanca a muro
 fitting with anchor for concrete

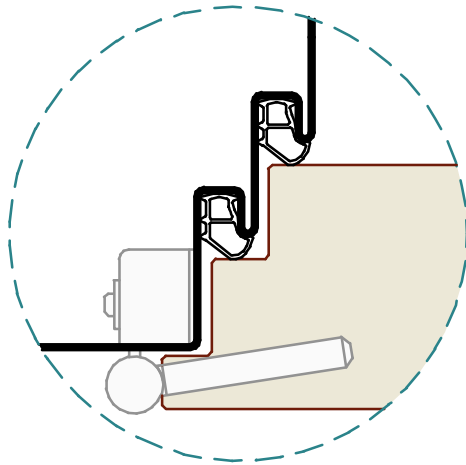


Befestigung mit Hutanker
 fissaggio con staffa ad "U"
 fitting with "U" bracket

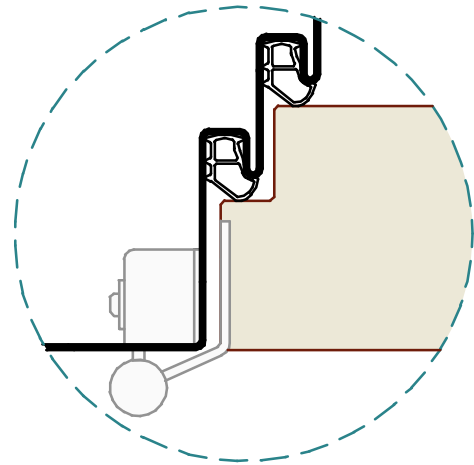


Befestigung mit Propelleranker
 fissaggio con staffa elica
 fitting with propeller bracket

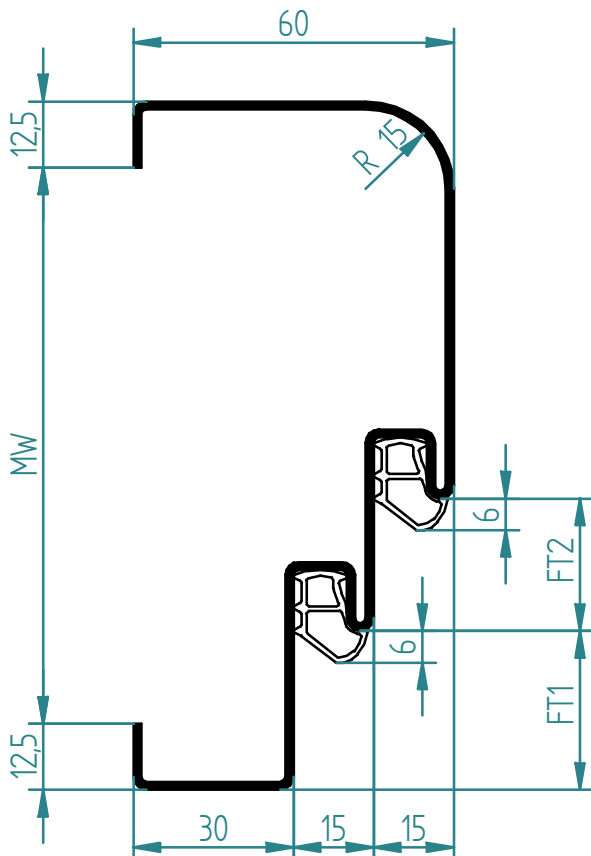




doppelt gefälztes Türblatt
 porta a doppia battuta
 double rebated door



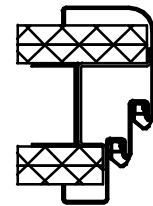
stumpf gefälztes Türblatt
 porta a filo con battuta
 flush rebated door



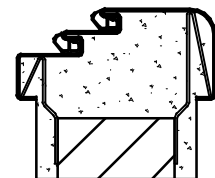
Montage zum Einmörteln im Mauerwerk
 montaggio da immurare
 fitting with concrete



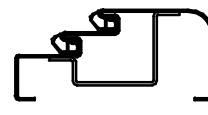
Montage auf Gipswand
 montaggio su parete
 in cartongesso
 fitting on stud/gypsum wall



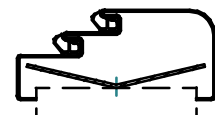
Befestigung mit Nagelanker
 fissaggio da tassellare/immurare
 su muratura
 fitting with screw/fixing on
 concrete wall



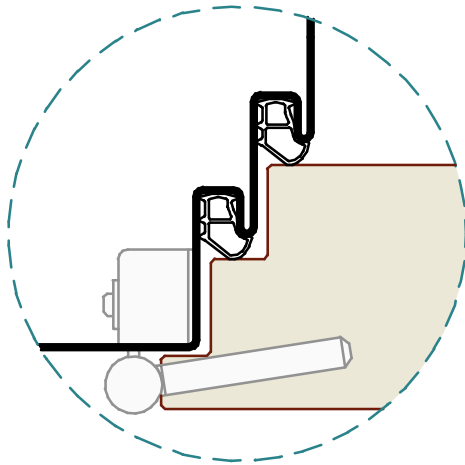
Befestigung mit Maueranker
 fissaggio con zanca a muro
 fitting with anchor for concrete



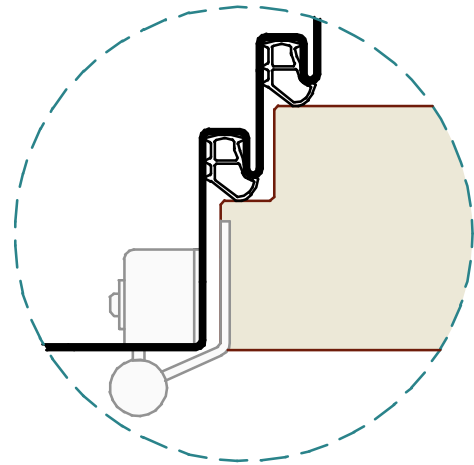
Befestigung mit Hutanker
 fissaggio con staffa ad "U"
 fitting with "U" bracket



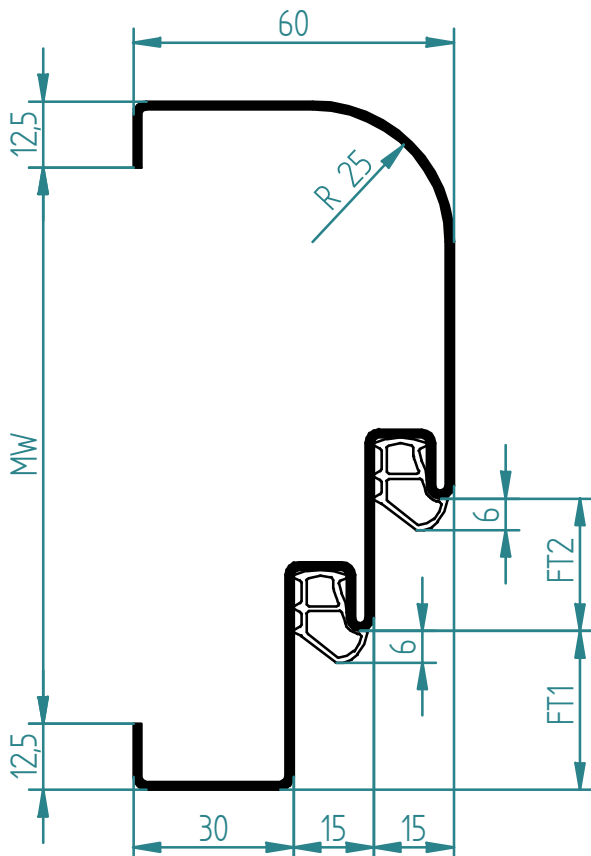
Befestigung mit Propelleranker
 fissaggio con staffa elica
 fitting with propeller bracket



doppelt gefälztes Türblatt
 porta a doppia battuta
 double rebated door



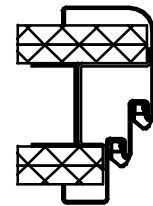
stumpf gefälztes Türblatt
 porta a filo con battuta
 flush rebated door



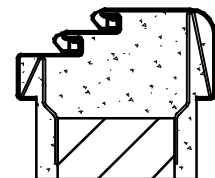
Montage zum Einmörteln im Mauerwerk
 montaggio da immurare
 fitting with concrete



Montage auf Gipswand
 montaggio su parete
 in cartongesso
 fitting on stud/gypsum wall



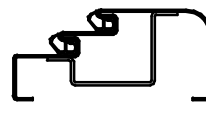
Befestigung mit Nagelanker
 fissaggio da tassellare/immurare
 su muratura
 fitting with screw/fixing on
 concrete wall



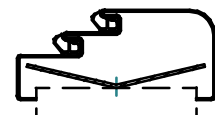
Befestigung mit Maueranker
 fissaggio con zanca a muro
 fitting with anchor for concrete

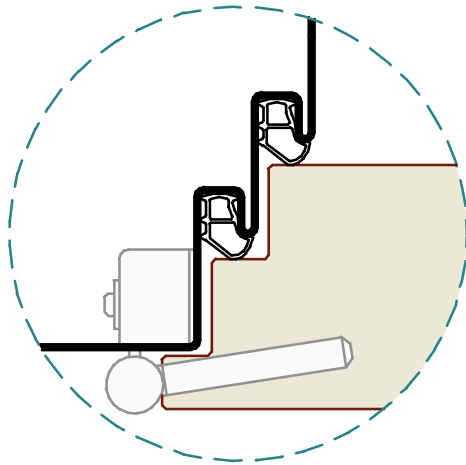


Befestigung mit Hutanker
 fissaggio con staffa ad "U"
 fitting with "U" bracket

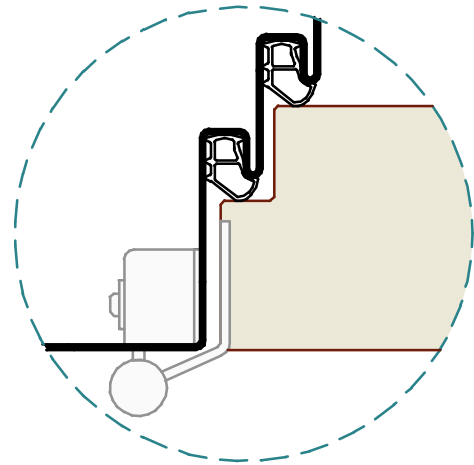


Befestigung mit Propelleranker
 fissaggio con staffa elica
 fitting with propeller bracket

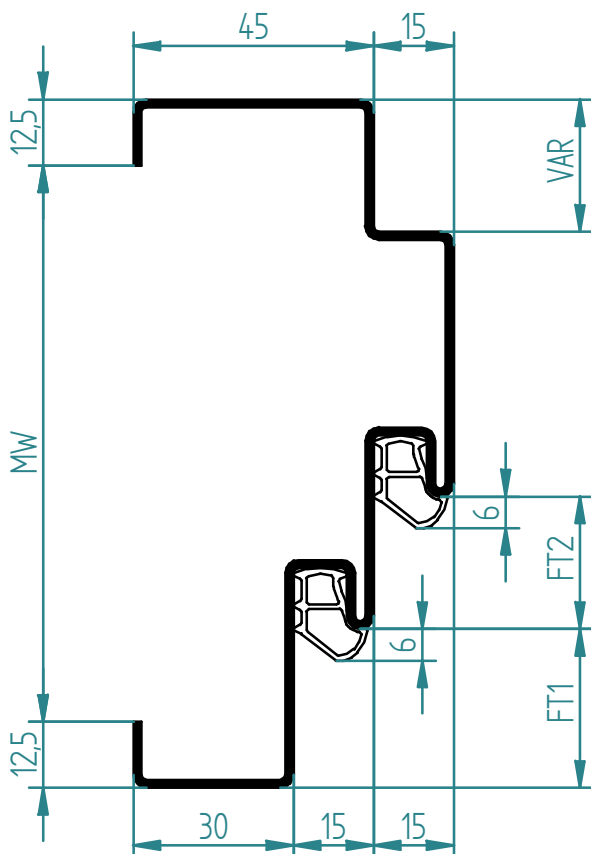




doppelt gefälztes Türblatt
 porta a doppia battuta
 double rebated door



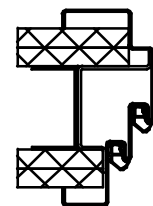
stumpf gefälztes Türblatt
 porta a filo con battuta
 flush rebated door



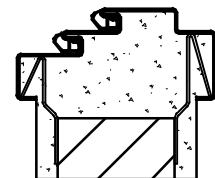
Montage zum Einmörteln im Mauerwerk
 montaggio da immurare
 fitting with concrete



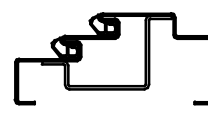
Montage auf Gipswand
 montaggio su parete
 in cartongesso
 fitting on stud/gypsum wall



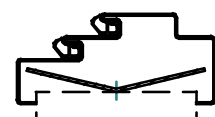
Befestigung mit Nagelanker
 fissaggio da tassellare/immurare
 su muratura
 fitting with screw/fixing on
 concrete wall



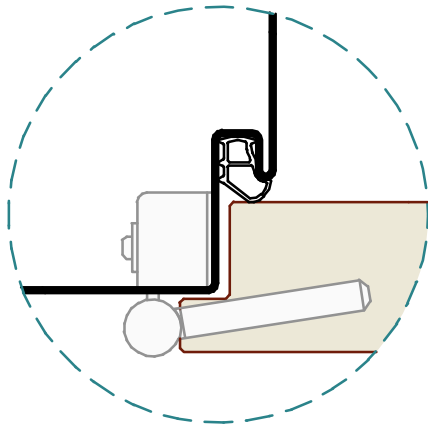
Befestigung mit Maueranker
 fissaggio con zanca a muro
 fitting with anchor for concrete



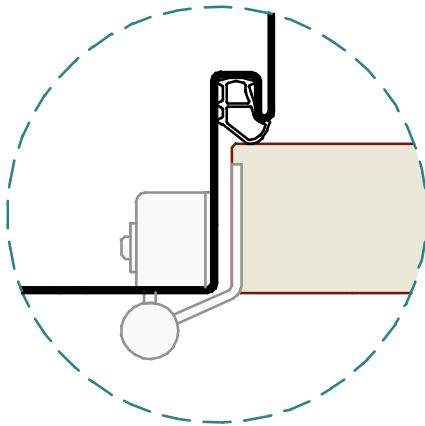
Befestigung mit Hutanker
 fissaggio con staffa ad "U"
 fitting with "U" bracket



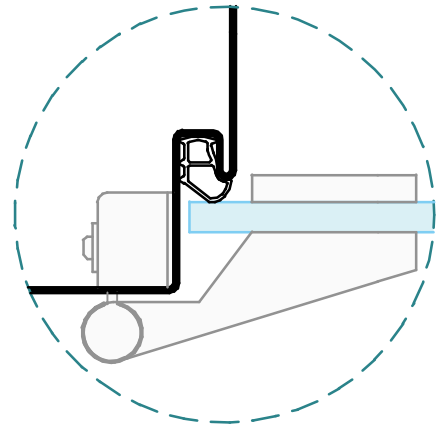
Befestigung mit Propelleranker
 fissaggio con staffa elica
 fitting with propeller bracket



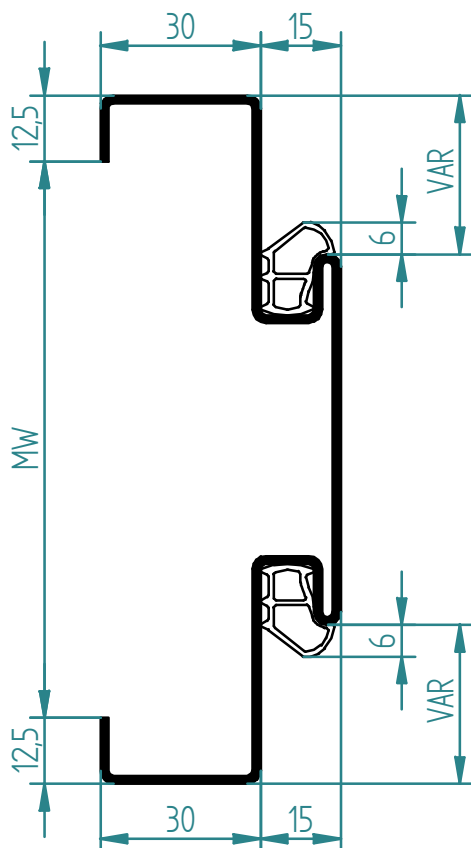
gefälztes Türblatt
 porta a battuta
 rebated door



stumpfes Türblatt
 porta a filo senza battuta
 flush door



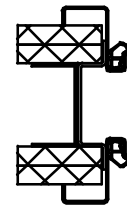
Ganzglastür
 porta in cristallo
 glass door



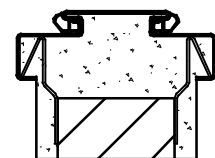
Montage zum Einmörteln im Mauerwerk
 montaggio da immerare
 fitting with concrete



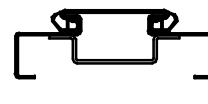
Montage auf Gipswand
 montaggio su parete
 in cartongesso
 fitting on stud/gypsum wall



Befestigung mit Nagelanker
 fissaggio da tassellare/immerare
 su muratura
 fitting with screw/fixing on
 concrete wall



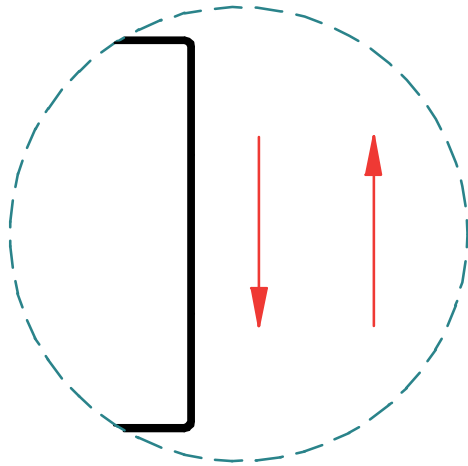
Befestigung mit Maueranker
 fissaggio con zanca a muro
 fitting with anchor for concrete



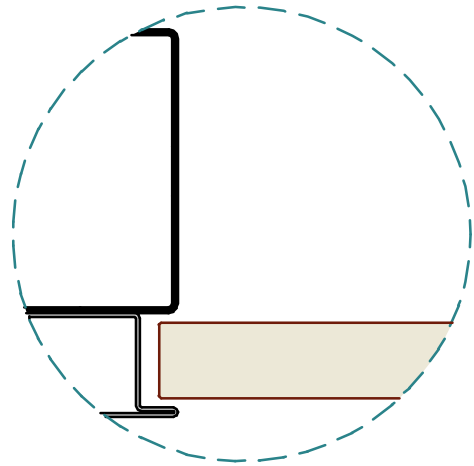
Befestigung mit Hutanker
 fissaggio con staffa ad "U"
 fitting with "U" bracket




Befestigung mit Propelleranker
 fissaggio con staffa elica
 fitting with propeller bracket



Durchgangszarge
 telai di passaggio
 trespassing frames



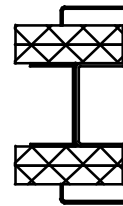
Stahlzarge für Schiebetür
 casseporte per porte scorrevoli
 steel frames for sliding doors



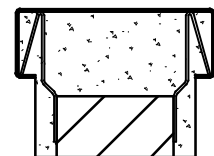
Montage zum Einmörteln im Mauerwerk
 montaggio da immurare
 fitting with concrete



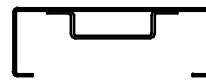
Montage auf Gipswand
 montaggio su parete
 in cartongesso
 fitting on stud/gypsum wall



Befestigung mit Nagelanker
 fissaggio da tassellare/immurare
 su muratura
 fitting with screw/fixing on
 concrete wall



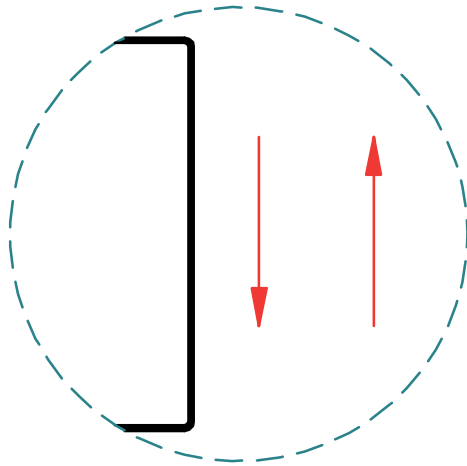
Befestigung mit Maueranker
 fissaggio con zanca a muro
 fitting with anchor for concrete



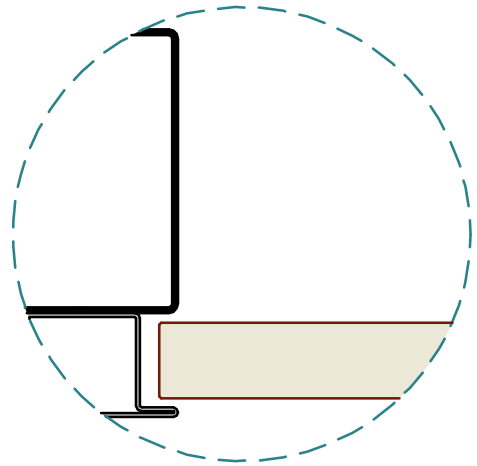
Befestigung mit Hutanker
 fissaggio con staffa ad "U"
 fitting with "U" bracket




Befestigung mit Propelleranker
 fissaggio con staffa elica
 fitting with propeller bracket



Durchgangszarge
 telai di passaggio
 trespassing frames



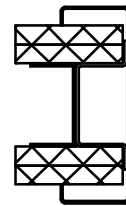
Stahlzarge für Schiebetür
 casseporte per porte scorrevoli
 steel frames for sliding doors



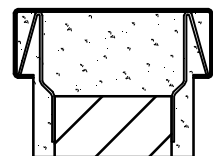
Montage zum Einmörteln im Mauerwerk
 montaggio da immurare
 fitting with concrete



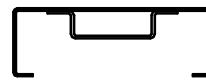
Montage auf Gipswand
 montaggio su parete
 in cartongesso
 fitting on stud/gypsum wall



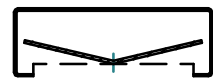
Befestigung mit Nagelanker
 fissaggio da tassellare/immurare
 su muratura
 fitting with screw/fixing on
 concrete wall



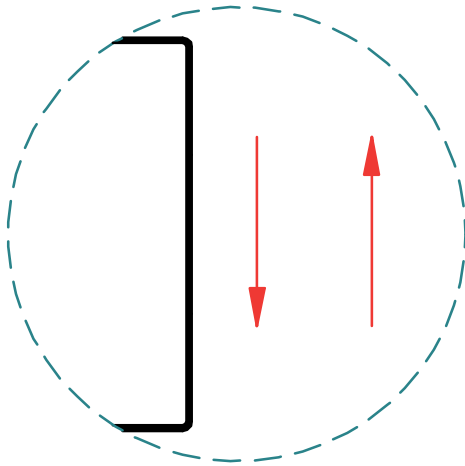
Befestigung mit Maueranker
 fissaggio con zanca a muro
 fitting with anchor for concrete



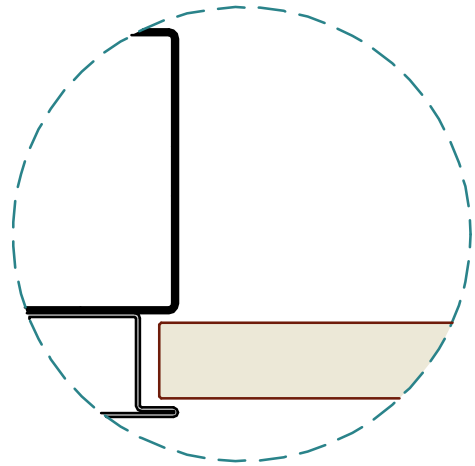
Befestigung mit Hutanker
 fissaggio con staffa ad "U"
 fitting with "U" bracket




Befestigung mit Propelleranker
 fissaggio con staffa elica
 fitting with propeller bracket



Durchgangszarge
 telai di passaggio
 trespassing frames



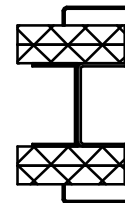
Stahlzarge für Schiebetür
 casseporte per porte scorrevoli
 steel frames for sliding doors



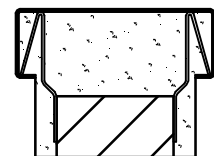
Montage zum Einmörteln im Mauerwerk
 montaggio da immurare
 fitting with concrete



Montage auf Gipswand
 montaggio su parete
 in cartongesso
 fitting on stud/gypsum wall



Befestigung mit Nagelanker
 fissaggio da tassellare/immurare
 su muratura
 fitting with screw/fixing on
 concrete wall



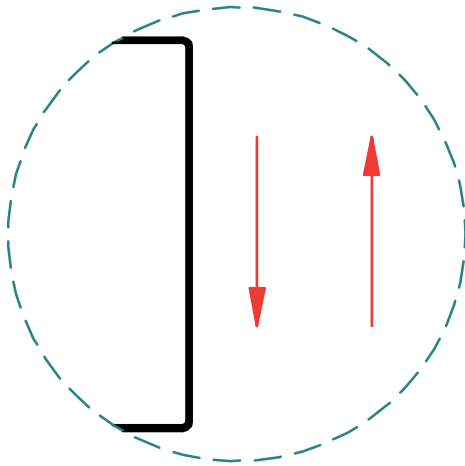
Befestigung mit Maueranker
 fissaggio con zanca a muro
 fitting with anchor for concrete



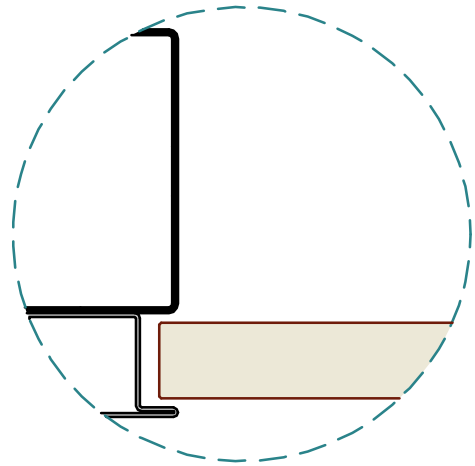
Befestigung mit Hutanker
 fissaggio con staffa ad "U"
 fitting with "U" bracket




Befestigung mit Propelleranker
 fissaggio con staffa elica
 fitting with propeller bracket



Durchgangszarge
 telai di passaggio
 trespassing frames



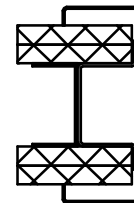
Stahlzarge für Schiebetür
 casseporte per porte scorrevoli
 steel frames for sliding doors



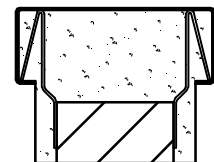
Montage zum Einmörteln im Mauerwerk
 montaggio da immurare
 fitting with concrete



Montage auf Gipswand
 montaggio su parete
 in cartongesso
 fitting on stud/gypsum wall



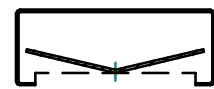
Befestigung mit Nagelanker
 fissaggio da tassellare/immurare
 su muratura
 fitting with screw/fixing on
 concrete wall



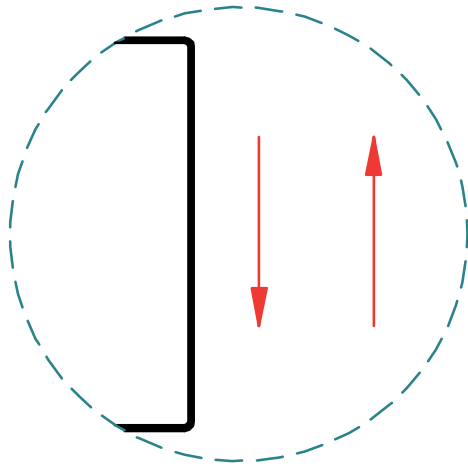
Befestigung mit Maueranker
 fissaggio con zanca a muro
 fitting with anchor for concrete



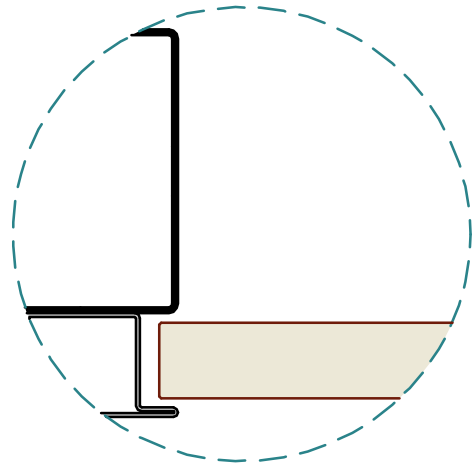
Befestigung mit Hutanker
 fissaggio con staffa ad "U"
 fitting with "U" bracket




Befestigung mit Propelleranker
 fissaggio con staffa elica
 fitting with propeller bracket



Durchgangszarge
 telai di passaggio
 trespassing frames



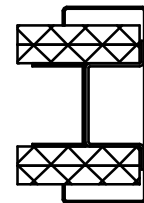
Stahlzarge für Schiebetür
 casseporte per porte scorrevoli
 steel frames for sliding doors



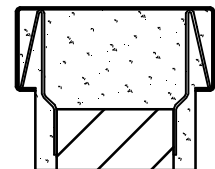
Montage zum Einmörteln im Mauerwerk
 montaggio da immurare
 fitting with concrete



Montage auf Gipswand
 montaggio su parete
 in cartongesso
 fitting on stud/gypsum wall



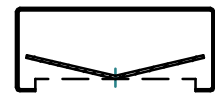
Befestigung mit Nagelanker
 fissaggio da tassellare/immurare
 su muratura
 fitting with screw/fixing on
 concrete wall



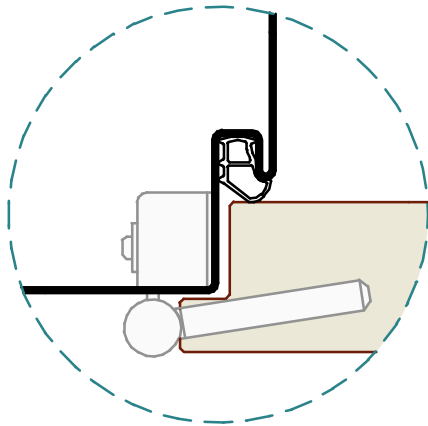
Befestigung mit Maueranker
 fissaggio con zanca a muro
 fitting with anchor for concrete



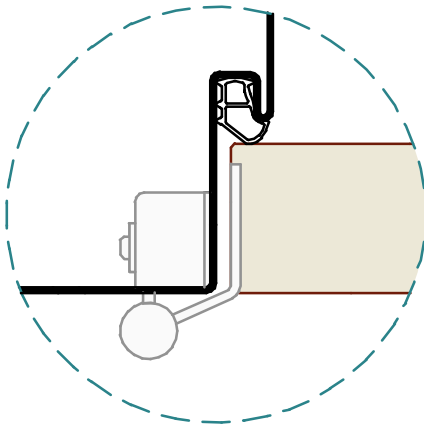
Befestigung mit Hutanker
 fissaggio con staffa ad "U"
 fitting with "U" bracket



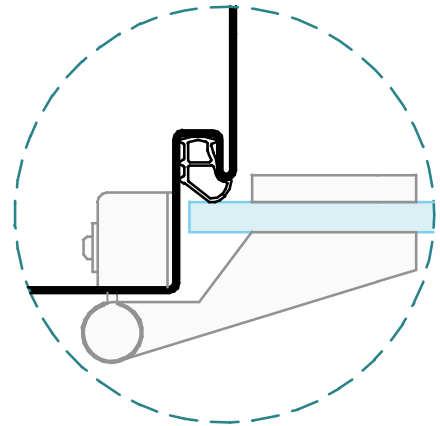
Befestigung mit Propelleranker
 fissaggio con staffa elica
 fitting with propeller bracket



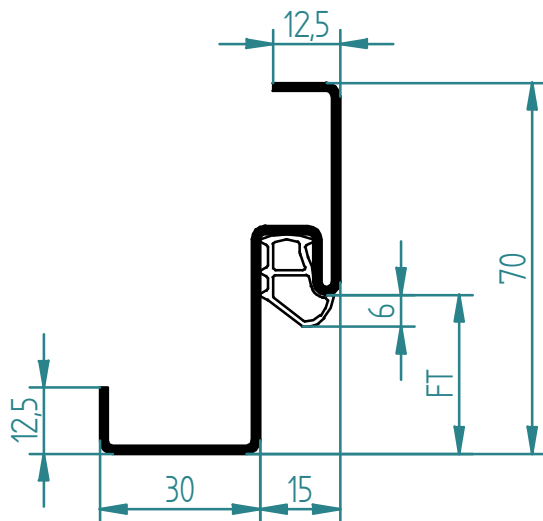
gefälztes Türblatt
 porta a battuta
 rebated door



stumpfes Türblatt
 porta a filo senza battuta
 flush door



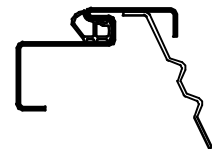
Ganzglastür
 porta in cristallo
 glass door

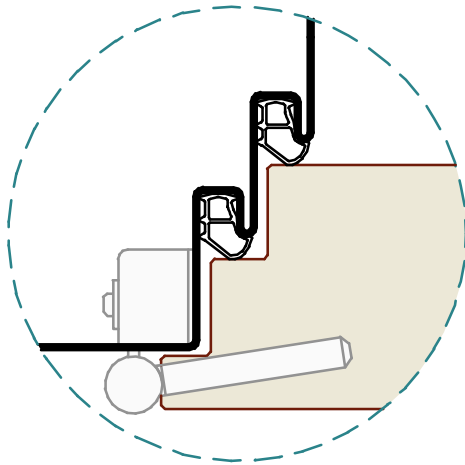


Montage zum Einmörteln im Mauerwerk
 montaggio da immerare
 fitting with concrete

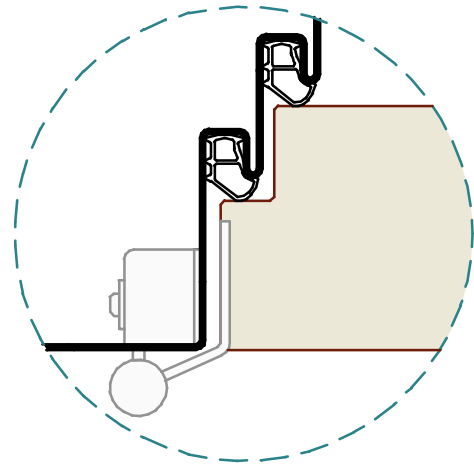


Befestigung mit Maueranker
 fissaggio con zanca a muro
 fitting with anchor for concrete

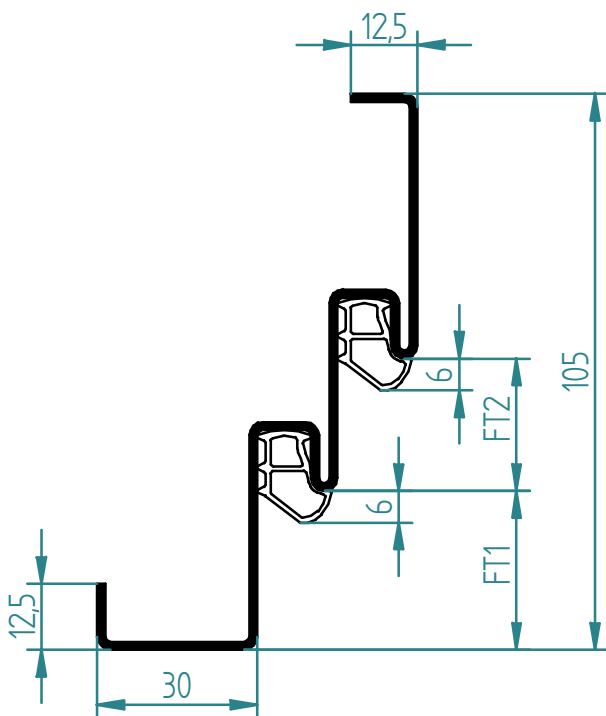




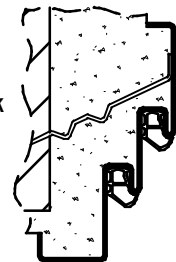
doppelt gefälztes Türblatt
 porta a doppia battuta
 double rebated door



stumpf gefälztes Türblatt
 porta a filo con battuta
 flush rebated door

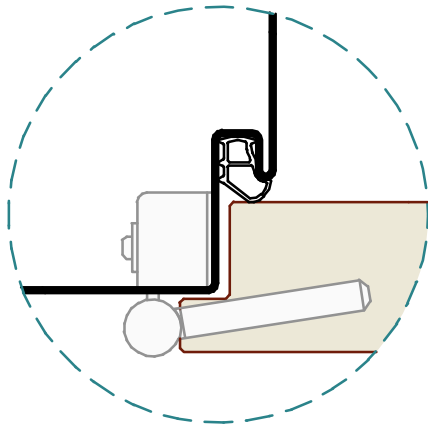


Montage zum Einmörteln im Mauerwerk
 montaggio da immurare
 fitting with concrete

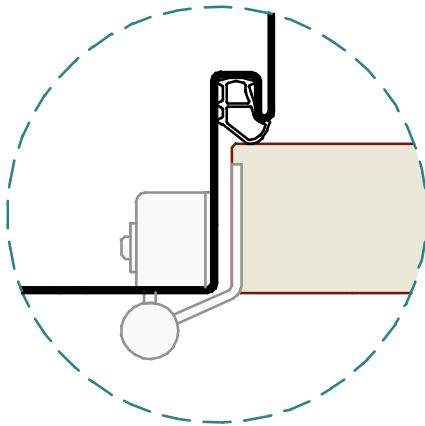


Befestigung mit Maueranker
 fissaggio con zanca a muro
 fitting with anchor for concrete

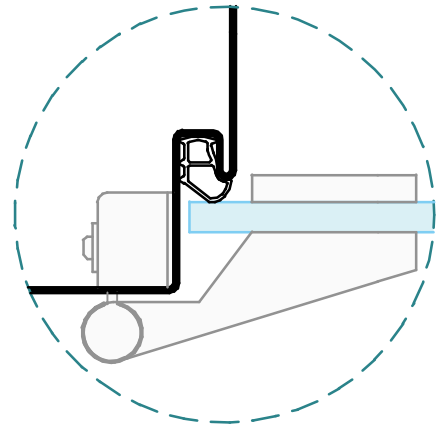




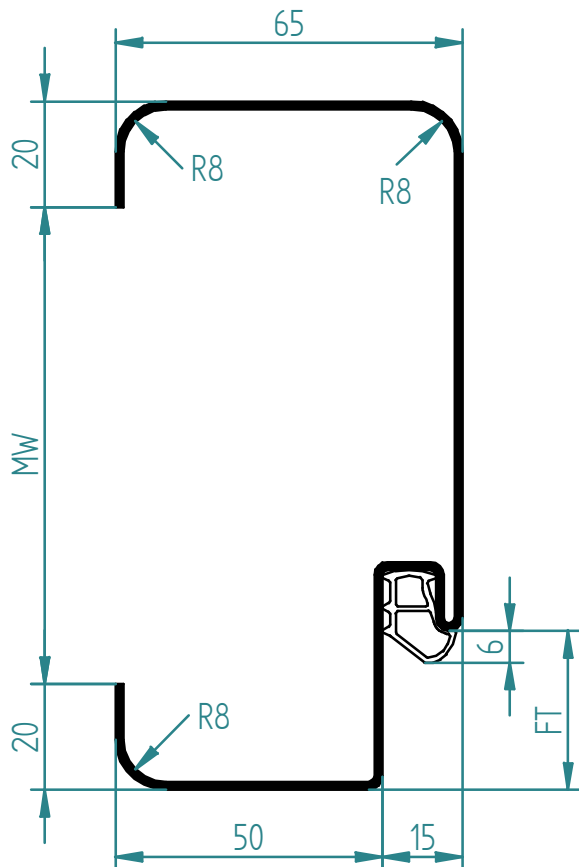
gefälztes Türblatt
 porta a battuta
 rebated door



stumpfes Türblatt
 porta a filo senza battuta
 flush door



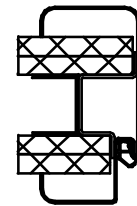
Ganzglastür
 porta in cristallo
 glass door



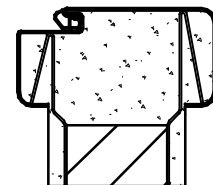
Montage zum Einmörteln im Mauerwerk
 montaggio da immerare
 fitting with concrete



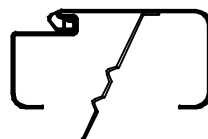
Montage auf Gipswand
 montaggio su parete
 in cartongesso
 fitting on stud/gypsum wall



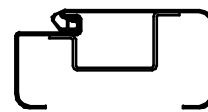
Befestigung mit Nagelanker
 fissaggio da tassellare/immerare
 su muratura
 fitting with screw/fixing on
 concrete wall



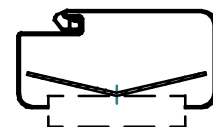
Befestigung mit Maueranker
 fissaggio con zanca a muro
 fitting with anchor for concrete

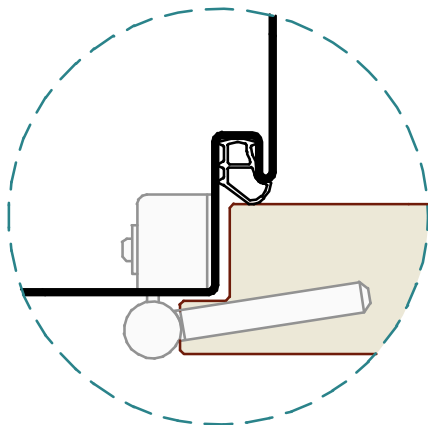


Befestigung mit Hutanker
 fissaggio con staffa ad "U"
 fitting with "U" bracket

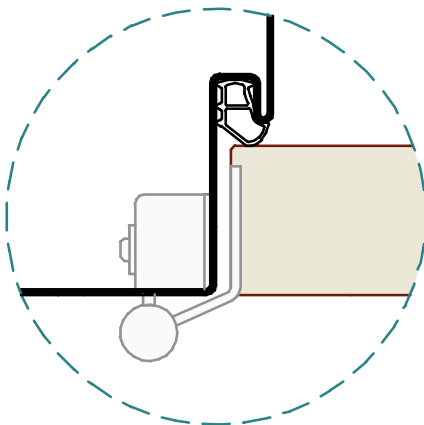


Befestigung mit Propelleranker
 fissaggio con staffa elica
 fitting with propeller bracket

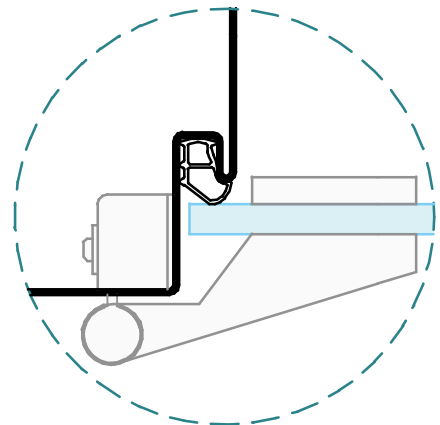




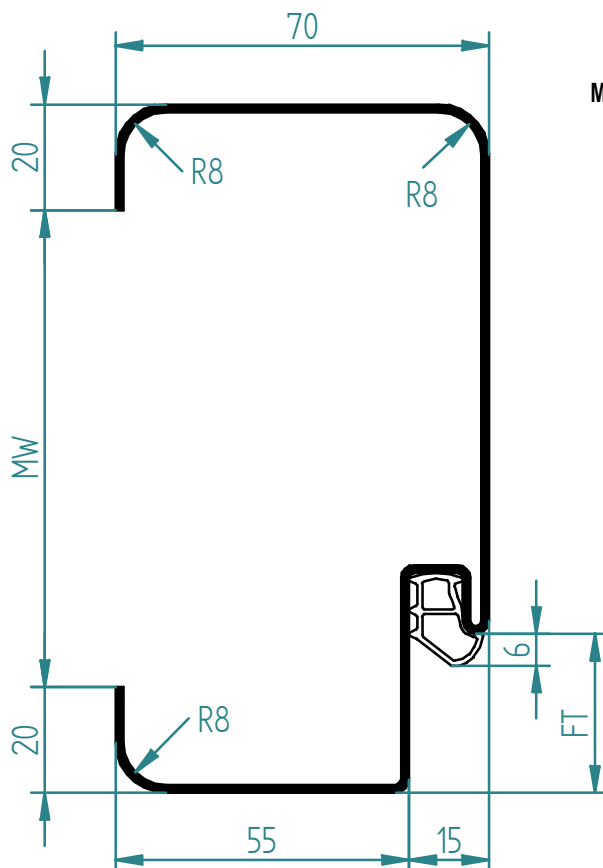
gefälztes Türblatt
 porta a battuta
 rebated door



stumpfes Türblatt
 porta a filo senza battuta
 flush door



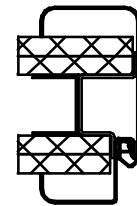
Ganzglastür
 porta in cristallo
 glass door



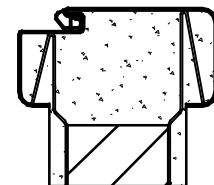
Montage zum Einmörteln im Mauerwerk
 montaggio da immerare
 fitting with concrete



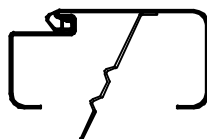
Montage auf Gipswand
 montaggio su parete
 in cartongesso
 fitting on stud/gypsum wall



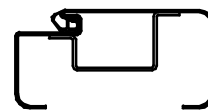
Befestigung mit Nagelanker
 fissaggio da tassellare/immerare
 su muratura
 fitting with screw/fixing on
 concrete wall



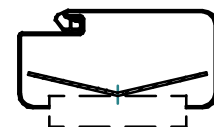
Befestigung mit Maueranker
 fissaggio con zanca a muro
 fitting with anchor for concrete

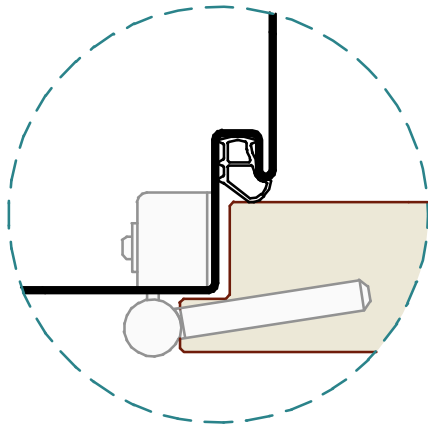


Befestigung mit Hutanker
 fissaggio con staffa ad "U"
 fitting with "U" bracket

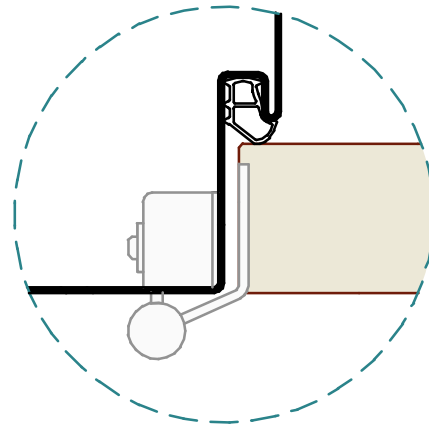


Befestigung mit Propelleranker
 fissaggio con staffa elica
 fitting with propeller bracket

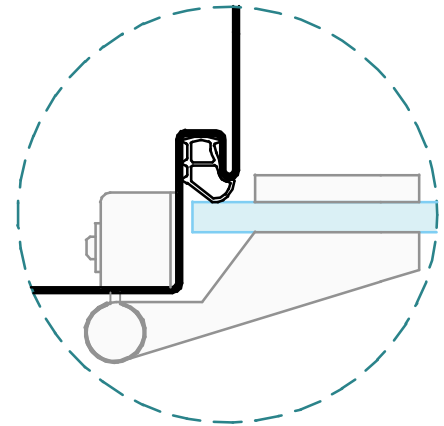




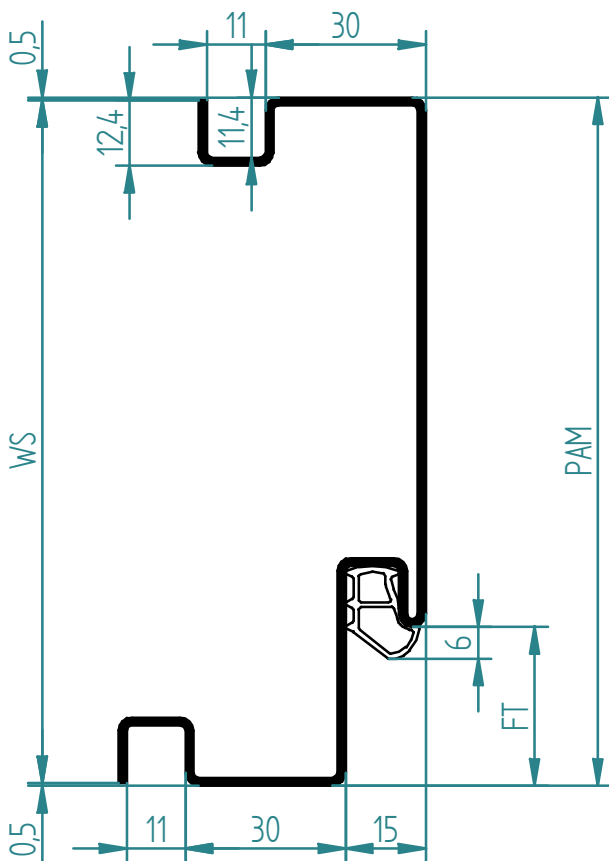
gefälztes Türblatt
 porta a battuta
 rebated door



stumpfes Türblatt
 porta a filo senza battuta
 flush door



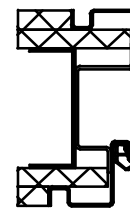
Ganzglastür
 porta in cristallo
 glass door



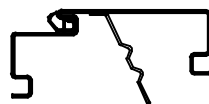
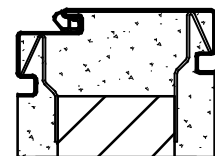
Montage zum Einmörteln im Mauerwerk
 montaggio da immerare
 fitting with concrete



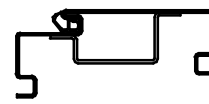
Montage auf Gipswand
 montaggio su parete
 in cartongesso
 fitting on stud/gypsum wall



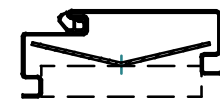
Befestigung mit Nagelanker
 fissaggio da tassellare/immerare
 su muratura
 fitting with screw/fixing on
 concrete wall



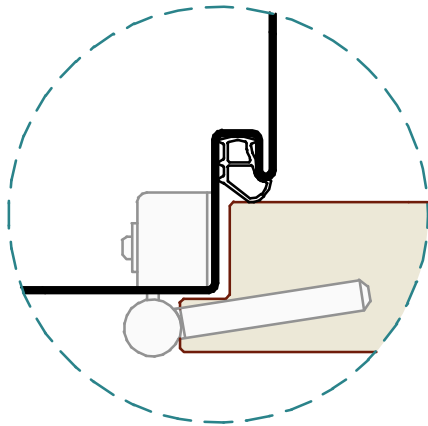
Befestigung mit Maueranker
 fissaggio con zanca a muro
 fitting with anchor for concrete



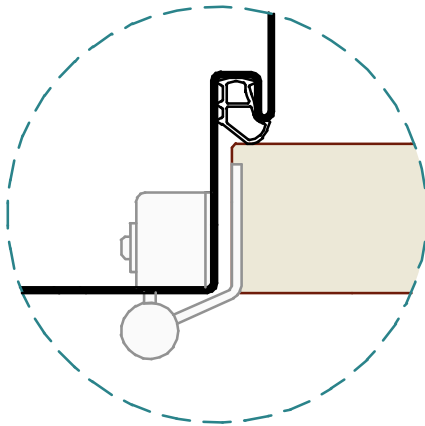
Befestigung mit Hutanker
 fissaggio con staffa ad "U"
 fitting with "U" bracket



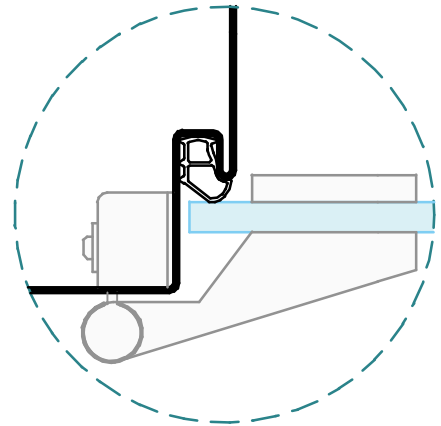
Befestigung mit Propelleranker
 fissaggio con staffa elica
 fitting with propeller bracket



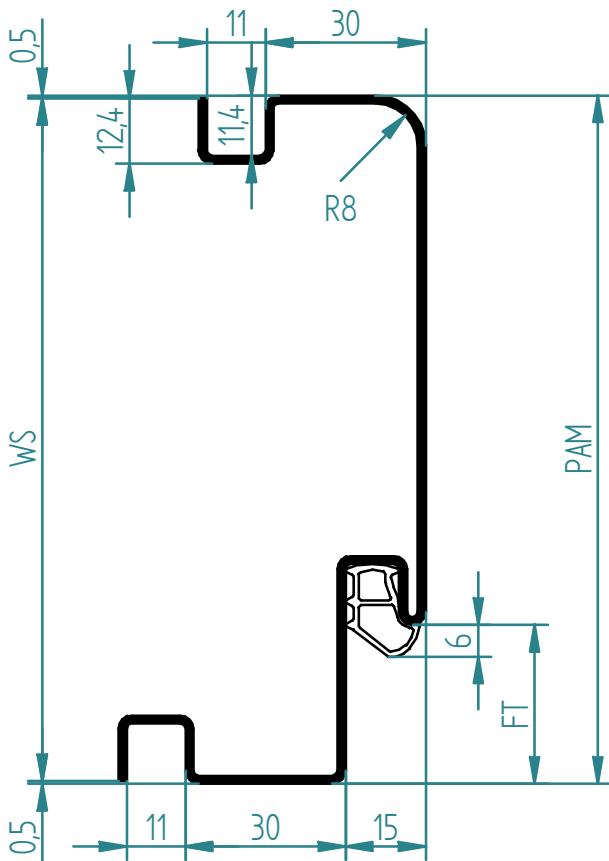
gefälztes Türblatt
 porta a battuta
 rebated door



stumpfes Türblatt
 porta a filo senza battuta
 flush door



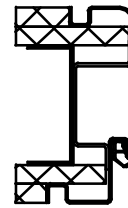
Ganzglastür
 porta in cristallo
 glass door



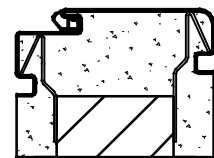
Montage zum Einmörteln im Mauerwerk
 montaggio da immerare
 fitting with concrete



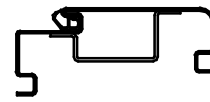
Montage auf Gipswand
 montaggio su parete
 in cartongesso
 fitting on stud/gypsum wall



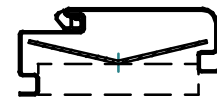
Befestigung mit Nagelanker
 fissaggio da tassellare/immerare
 su muratura
 fitting with screw/fixing on
 concrete wall



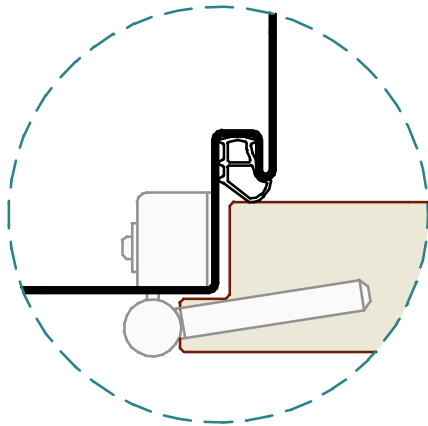
Befestigung mit Maueranker
 fissaggio con zanca a muro
 fitting with anchor for concrete



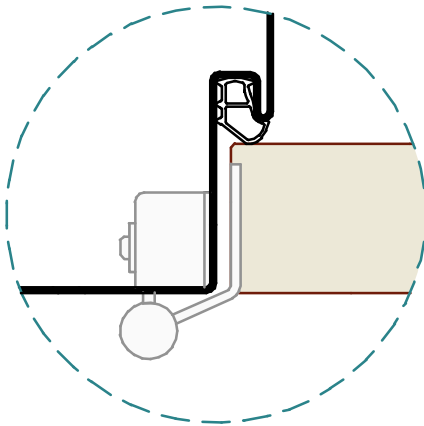
Befestigung mit Hutanker
 fissaggio con staffa ad "U"
 fitting with "U" bracket



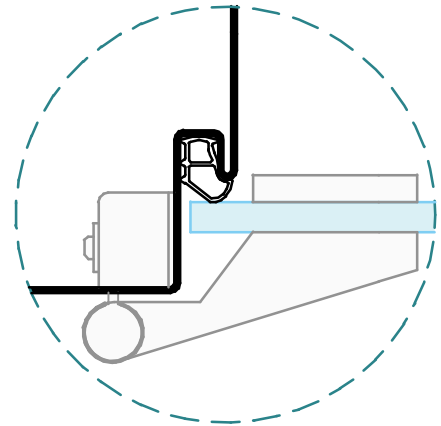
Befestigung mit Propelleranker
 fissaggio con staffa elica
 fitting with propeller bracket



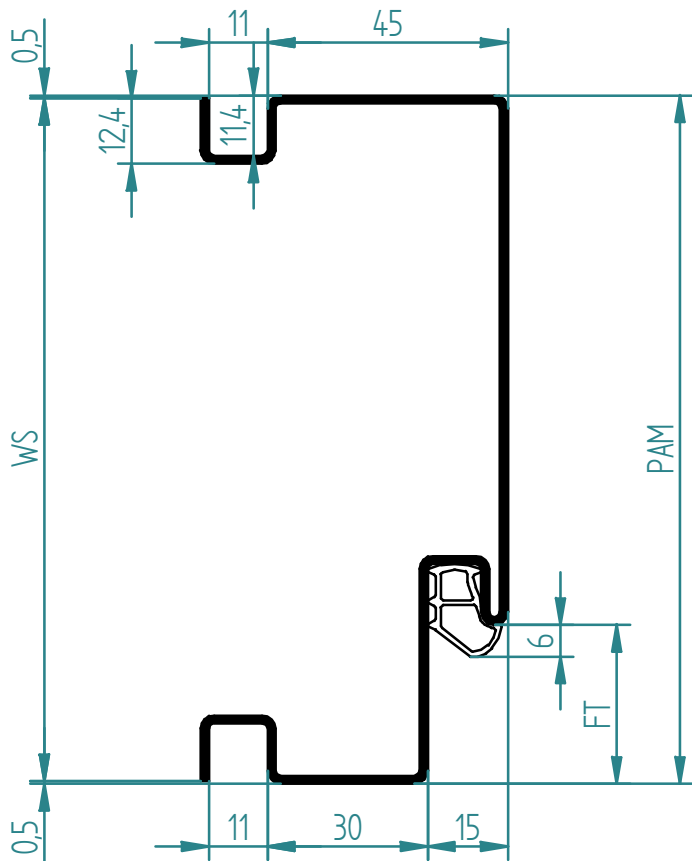
gefälztes Türblatt
 porta a battuta
 rebated door



stumpfes Türblatt
 porta a filo senza battuta
 flush door



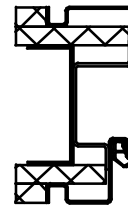
Ganzglastür
 porta in cristallo
 glass door



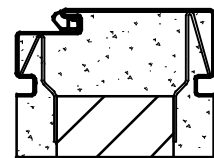
Montage zum Einmörteln im Mauerwerk
 montaggio da immerare
 fitting with concrete



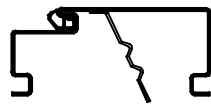
Montage auf Gipswand
 montaggio su parete
 in cartongesso
 fitting on stud/gypsum wall



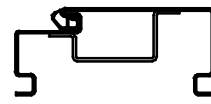
Befestigung mit Nagelanker
 fissaggio da tassellare/immerare
 su muratura
 fitting with screw/fixing on
 concrete wall



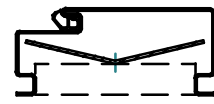
Befestigung mit Maueranker
 fissaggio con zanca a muro
 fitting with anchor for concrete

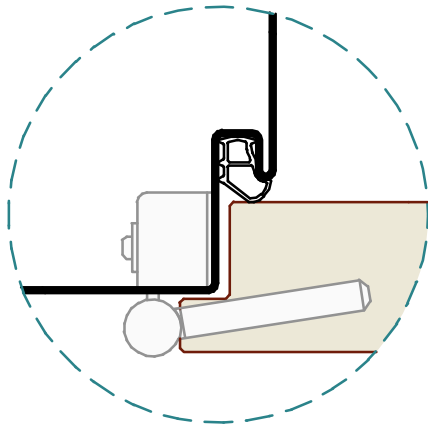


Befestigung mit Hutanker
 fissaggio con staffa ad "U"
 fitting with "U" bracket

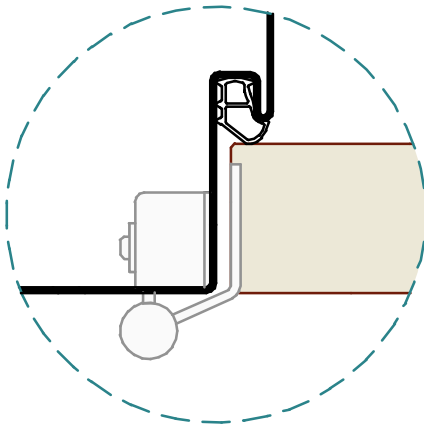


Befestigung mit Propelleranker
 fissaggio con staffa elica
 fitting with propeller bracket

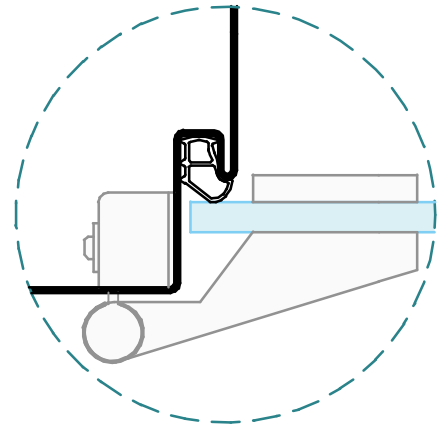




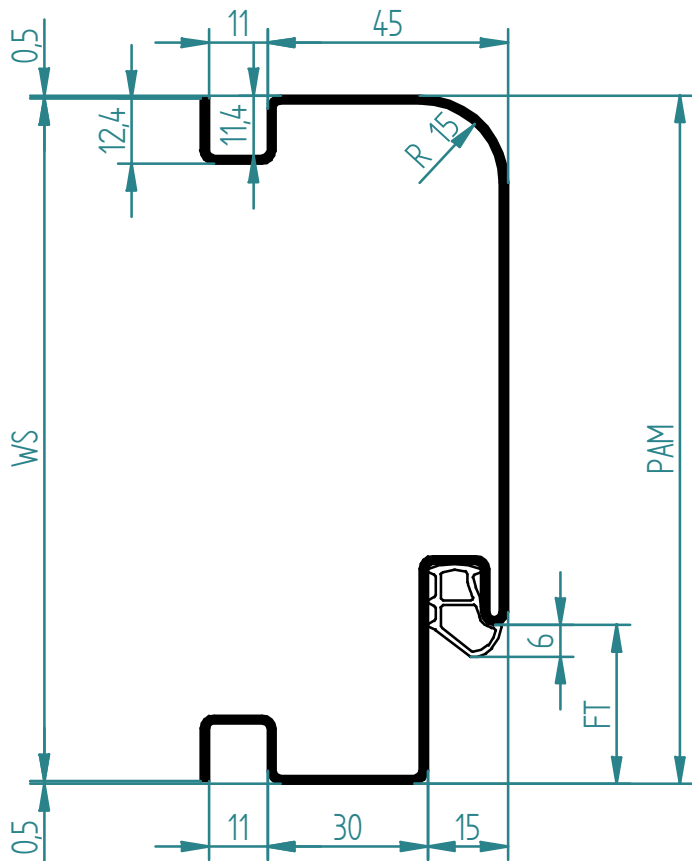
gefälztes Türblatt
 porta a battuta
 rebated door



stumpfes Türblatt
 porta a filo senza battuta
 flush door



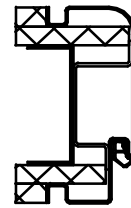
Ganzglastür
 porta in cristallo
 glass door



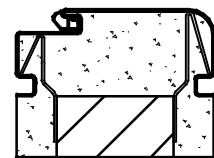
Montage zum Einmörteln im Mauerwerk
 montaggio da immerare
 fitting with concrete



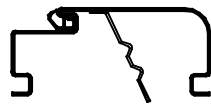
Montage auf Gipswand
 montaggio su parete
 in cartongesso
 fitting on stud/gypsum wall



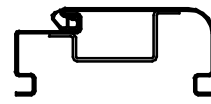
Befestigung mit Nagelanker
 fissaggio da tassellare/immerare
 su muratura
 fitting with screw/fixing on
 concrete wall



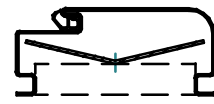
Befestigung mit Maueranker
 fissaggio con zanca a muro
 fitting with anchor for concrete

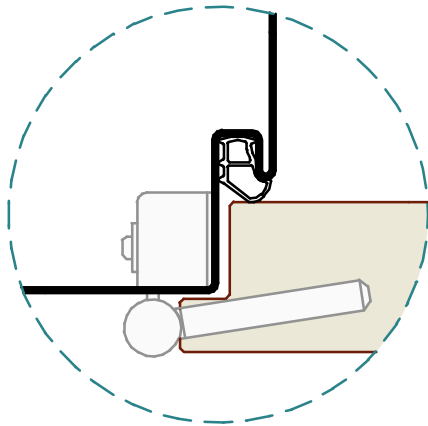


Befestigung mit Hutanker
 fissaggio con staffa ad "U"
 fitting with "U" bracket

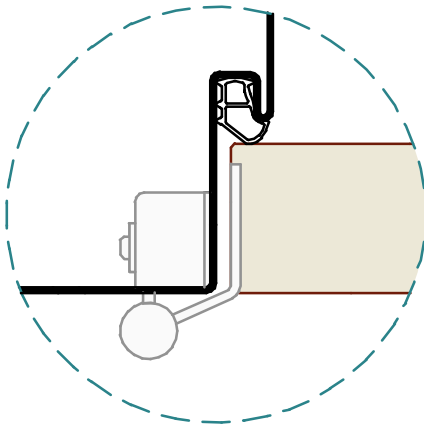


Befestigung mit Propelleranker
 fissaggio con staffa elica
 fitting with propeller bracket

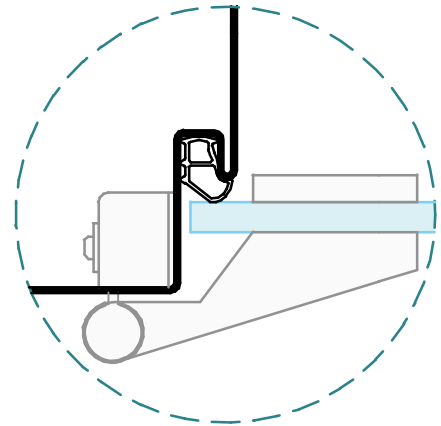




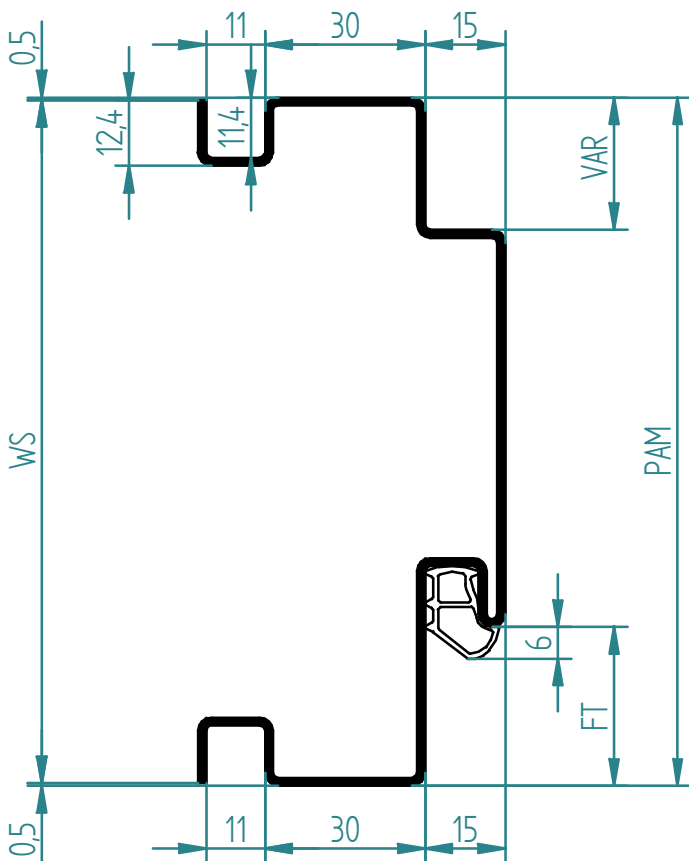
gefälztes Türblatt
 porta a battuta
 rebated door



stumpfes Türblatt
 porta a filo senza battuta
 flush door



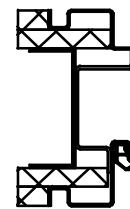
Ganzglastür
 porta in cristallo
 glass door



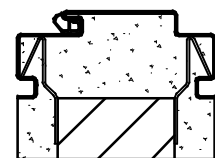
Montage zum Einmörteln im Mauerwerk
 montaggio da immerare
 fitting with concrete



Montage auf Gipswand
 montaggio su parete
 in cartongesso
 fitting on stud/gypsum wall



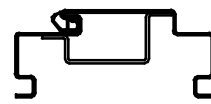
Befestigung mit Nagelanker
 fissaggio da tassellare/immerare
 su muratura
 fitting with screw/fixing on
 concrete wall



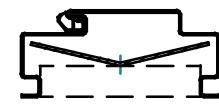
Befestigung mit Maueranker
 fissaggio con zanca a muro
 fitting with anchor for concrete

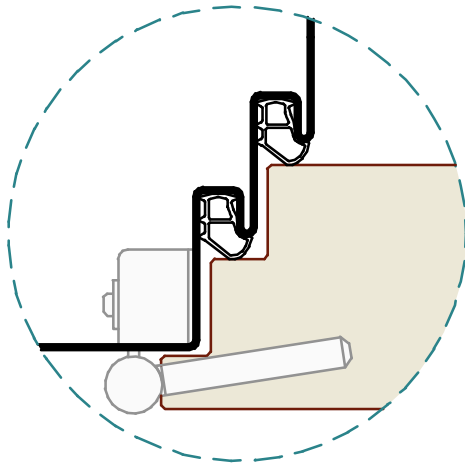


Befestigung mit Hutanker
 fissaggio con staffa ad "U"
 fitting with "U" bracket

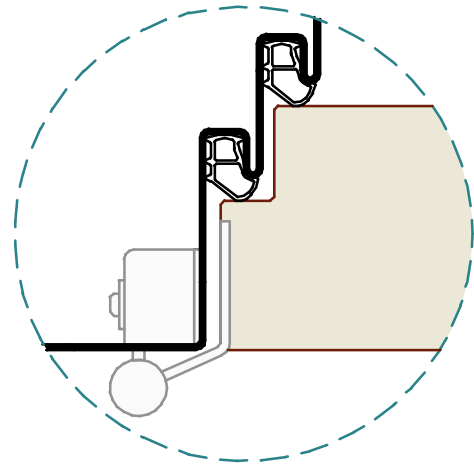


Befestigung mit Propelleranker
 fissaggio con staffa elica
 fitting with propeller bracket

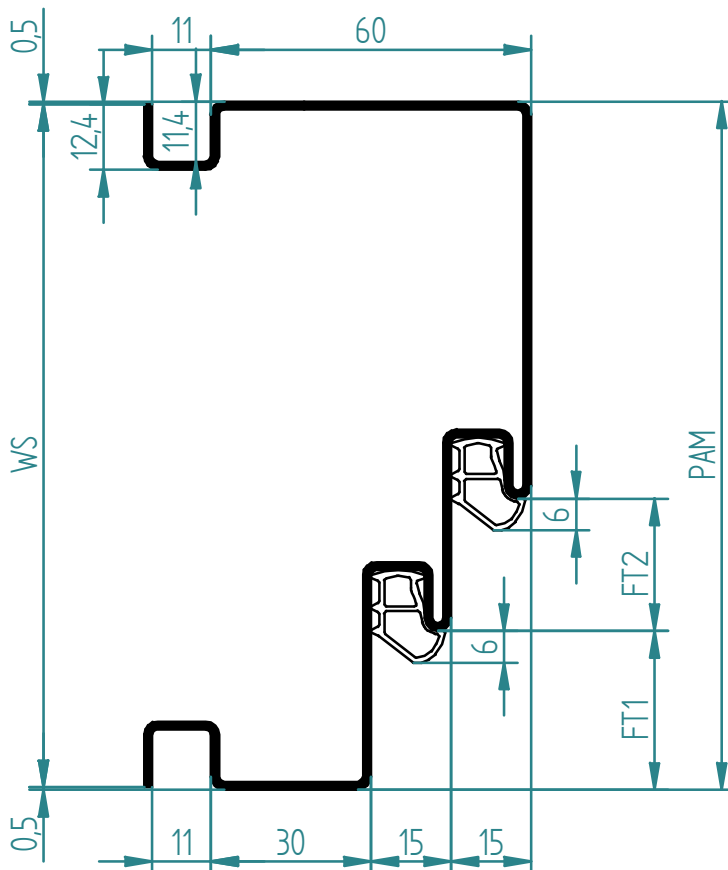




doppelt gefälztes Türblatt
 porta a doppia battuta
 double rebated door



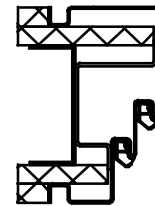
stumpf gefälztes Türblatt
 porta a filo con battuta
 flush rebated door



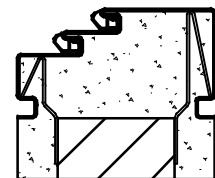
Montage zum Einmörteln im Mauerwerk
 montaggio da immurare
 fitting with concrete



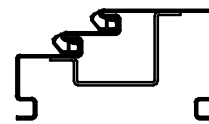
Montage auf Gipswand
 montaggio su parete
 in cartongesso
 fitting on stud/gypsum wall



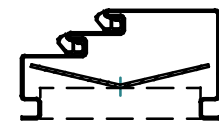
Befestigung mit Nagelanker
 fissaggio da tassellare/immurare
 su muratura
 fitting with screw/fixing on
 concrete wall



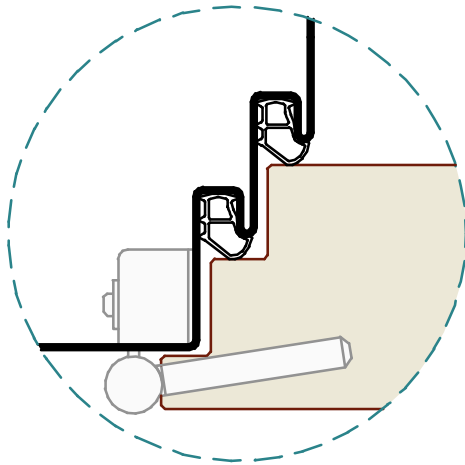
Befestigung mit Maueranker
 fissaggio con zanca a muro
 fitting with anchor for concrete



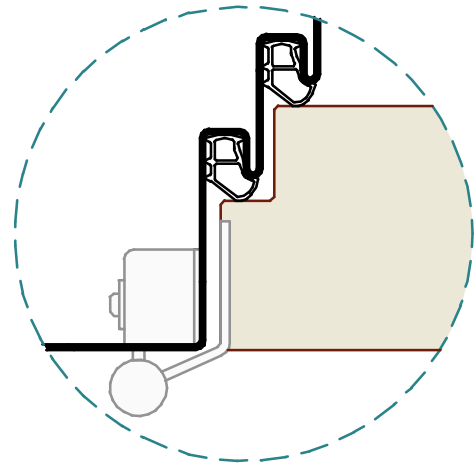
Befestigung mit Hutanker
 fissaggio con staffa ad "U"
 fitting with "U" bracket



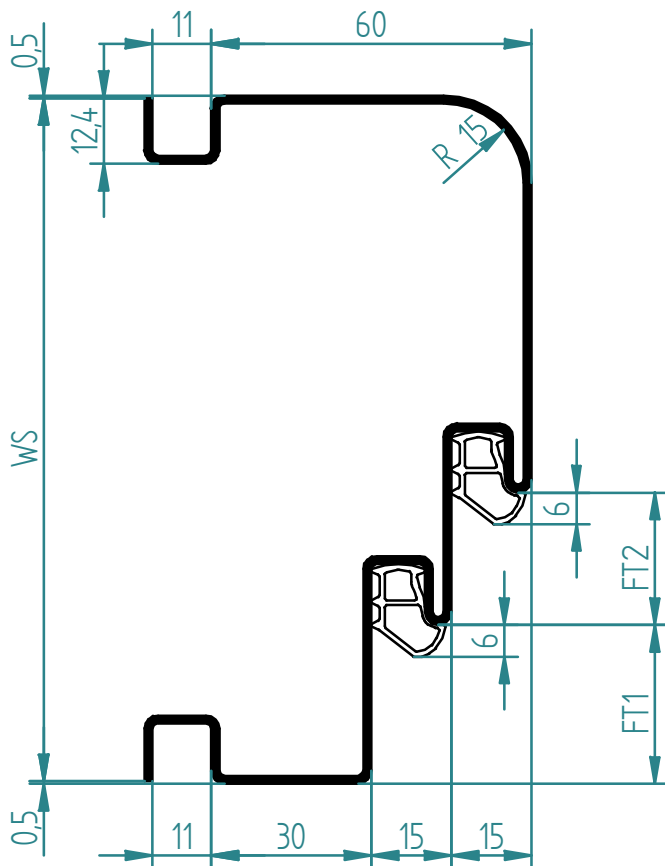
Befestigung mit Propelleranker
 fissaggio con staffa elica
 fitting with propeller bracket



doppelt gefälztes Türblatt
 porta a doppia battuta
 double rebated door



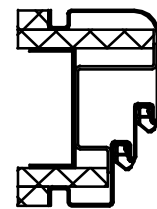
stumpf gefälztes Türblatt
 porta a filo con battuta
 flush rebated door



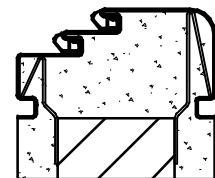
Montage zum Einmörteln im Mauerwerk
 montaggio da immurare
 fitting with concrete



Montage auf Gipswand
 montaggio su parete
 in cartongesso
 fitting on stud/gypsum wall



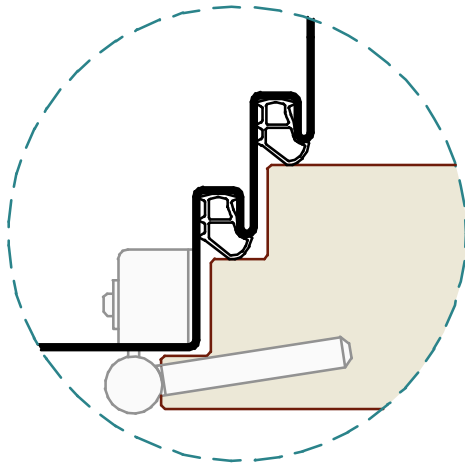
Befestigung mit Nagelanker
 fissaggio da tassellare/immurare
 su muratura
 fitting with screw/fixing on
 concrete wall



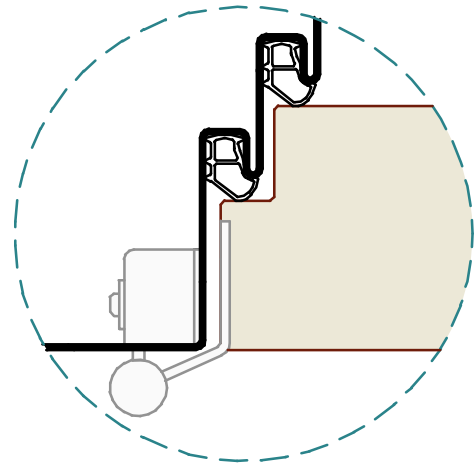
Befestigung mit Maueranker
 fissaggio con zanca a muro
 fitting with anchor for concrete

Befestigung mit Hutanker
 fissaggio con staffa ad "U"
 fitting with "U" bracket

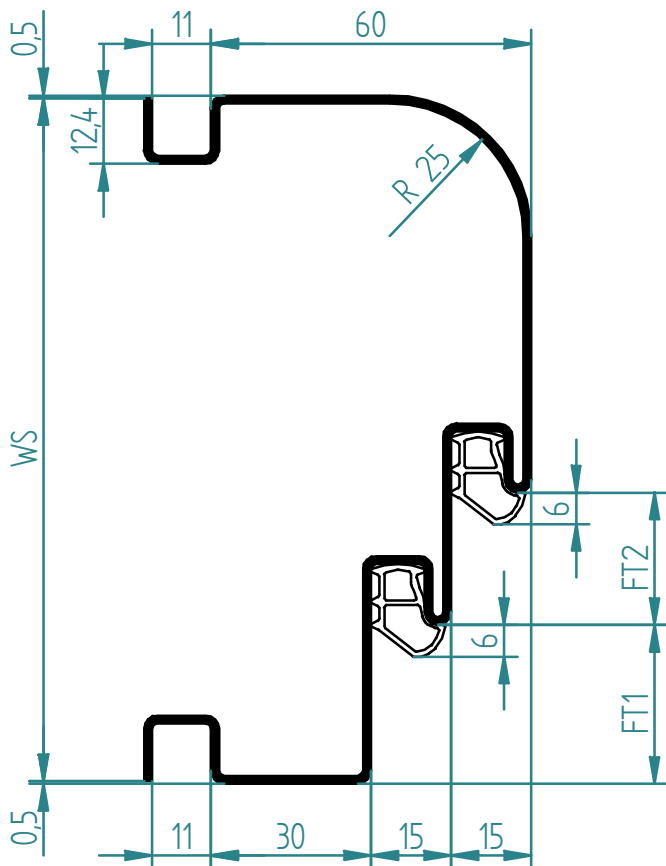
Befestigung mit Propelleranker
 fissaggio con staffa elica
 fitting with propeller bracket



doppelt gefälztes Türblatt
 porta a doppia battuta
 double rebated door



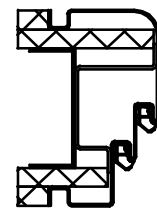
stumpf gefälztes Türblatt
 porta a filo con battuta
 flush rebated door



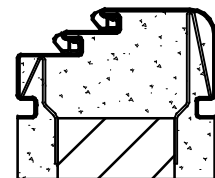
Montage zum Einmörteln im Mauerwerk
 montaggio da immurare
 fitting with concrete



Montage auf Gipswand
 montaggio su parete
 in cartongesso
 fitting on stud/gypsum wall



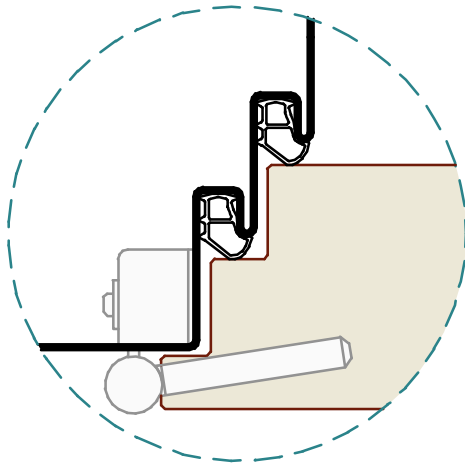
Befestigung mit Nagelanker
 fissaggio da tassellare/immurare
 su muratura
 fitting with screw/fixing on
 concrete wall



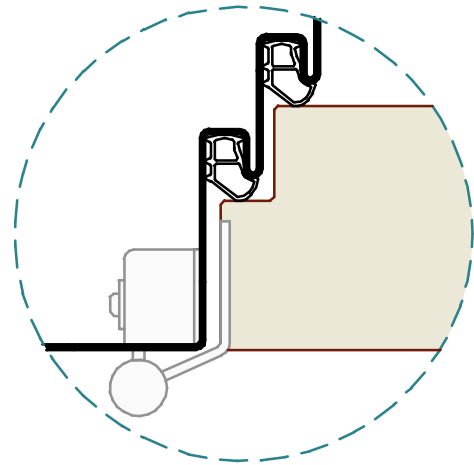
Befestigung mit Maueranker
 fissaggio con zanca a muro
 fitting with anchor for concrete

Befestigung mit Hutanker
 fissaggio con staffa ad "U"
 fitting with "U" bracket

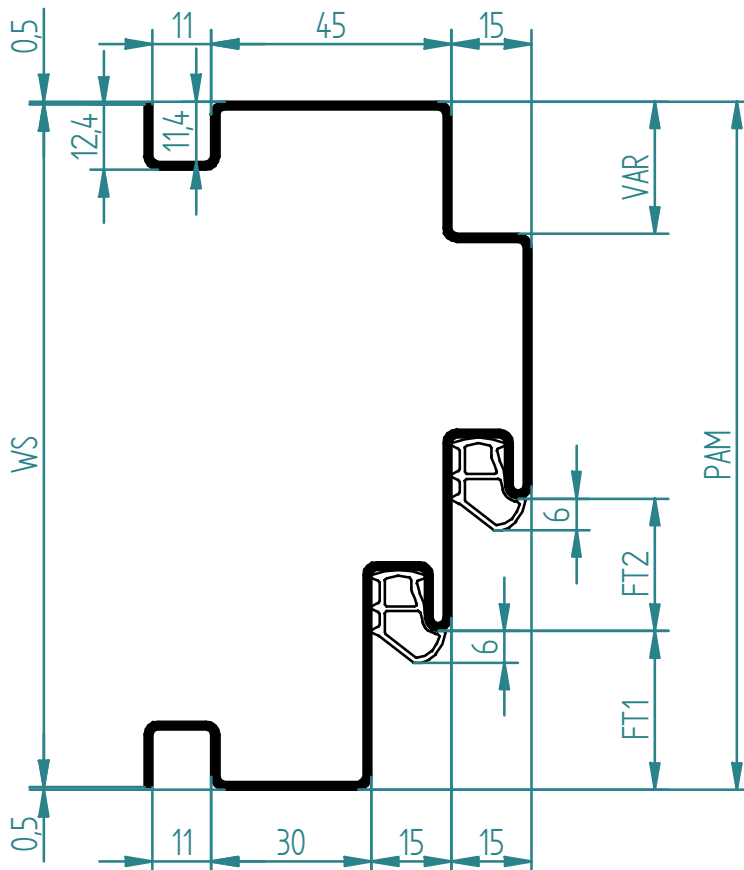
Befestigung mit Propelleranker
 fissaggio con staffa elica
 fitting with propeller bracket



doppelt gefälztes Türblatt
 porta a doppia battuta
 double rebated door



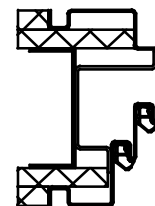
stumpf gefälztes Türblatt
 porta a filo con battuta
 flush rebated door



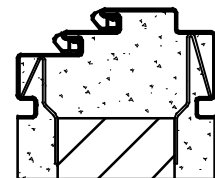
Montage zum Einmörteln im Mauerwerk
 montaggio da immerare
 fitting with concrete



Montage auf Gipswand
 montaggio su parete
 in cartongesso
 fitting on stud/gypsum wall



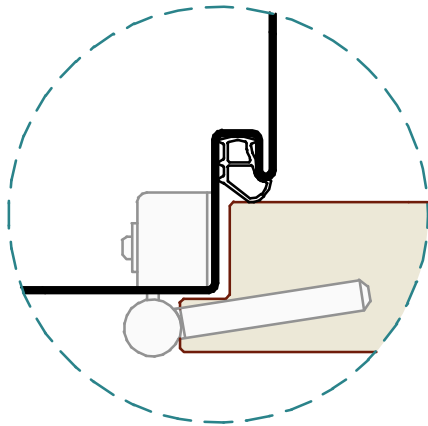
Befestigung mit Nagelanker
 fissaggio da tassellare/immerare
 su muratura
 fitting with screw/fixing on
 concrete wall



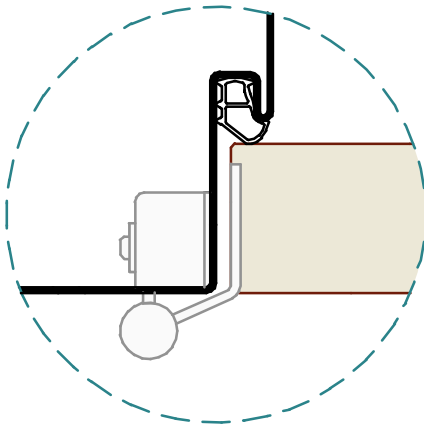
Befestigung mit Maueranker
 fissaggio con zanca a muro
 fitting with anchor for concrete

Befestigung mit Hutanker
 fissaggio con staffa ad "U"
 fitting with "U" bracket

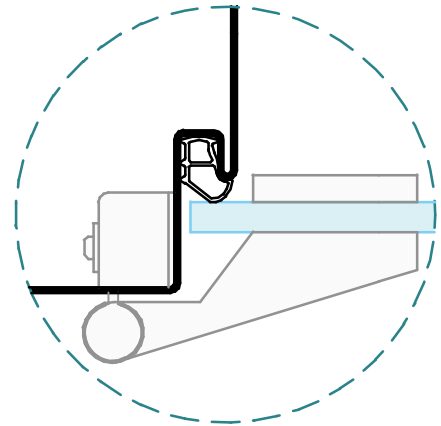
Befestigung mit Propelleranker
 fissaggio con staffa elica
 fitting with propeller bracket



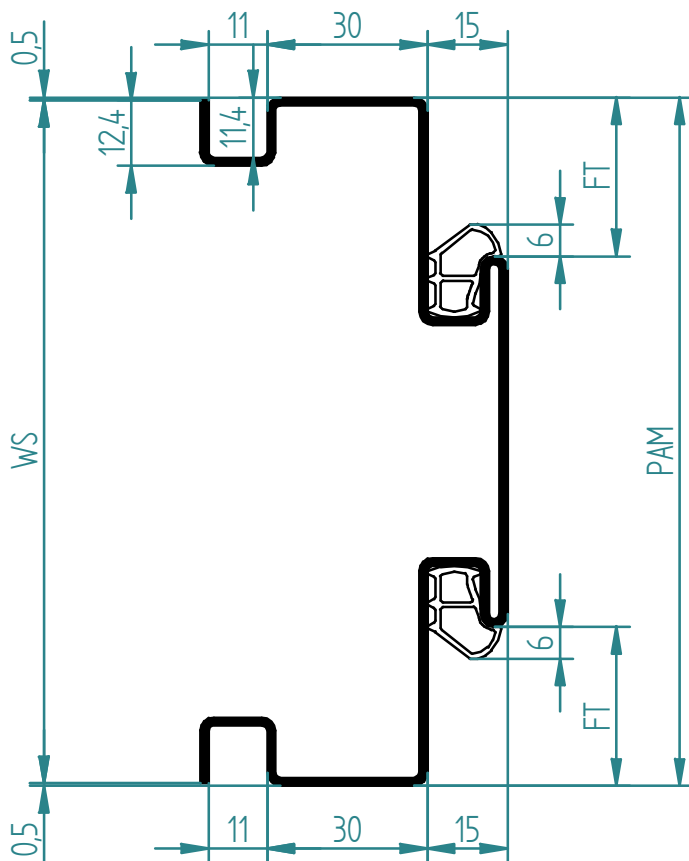
gefälztes Türblatt
 porta a battuta
 rebated door



stumpfes Türblatt
 porta a filo senza battuta
 flush door



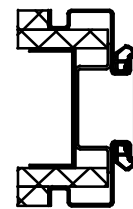
Ganzglastür
 porta in cristallo
 glass door



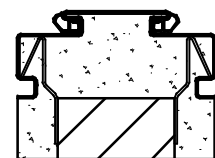
Montage zum Einmörteln im Mauerwerk
 montaggio da immerare
 fitting with concrete



Montage auf Gipswand
 montaggio su parete
 in cartongesso
 fitting on stud/gypsum wall



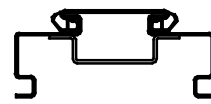
Befestigung mit Nagelanker
 fissaggio da tassellare/immerare
 su muratura
 fitting with screw/fixing on
 concrete wall



Befestigung mit Maueranker
 fissaggio con zanca a muro
 fitting with anchor for concrete

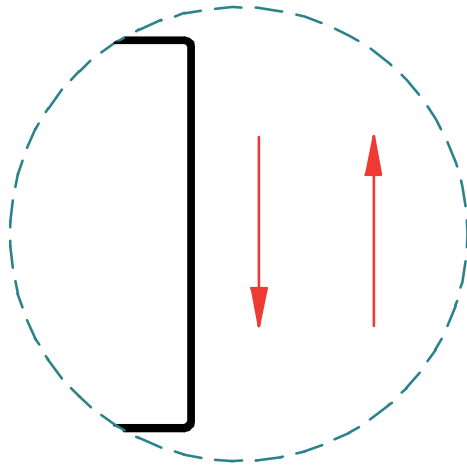


Befestigung mit Hutanker
 fissaggio con staffa ad "U"
 fitting with "U" bracket

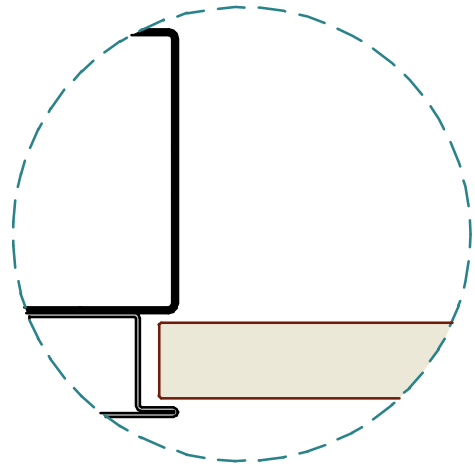


Befestigung mit Propelleranker
 fissaggio con staffa elica
 fitting with propeller bracket

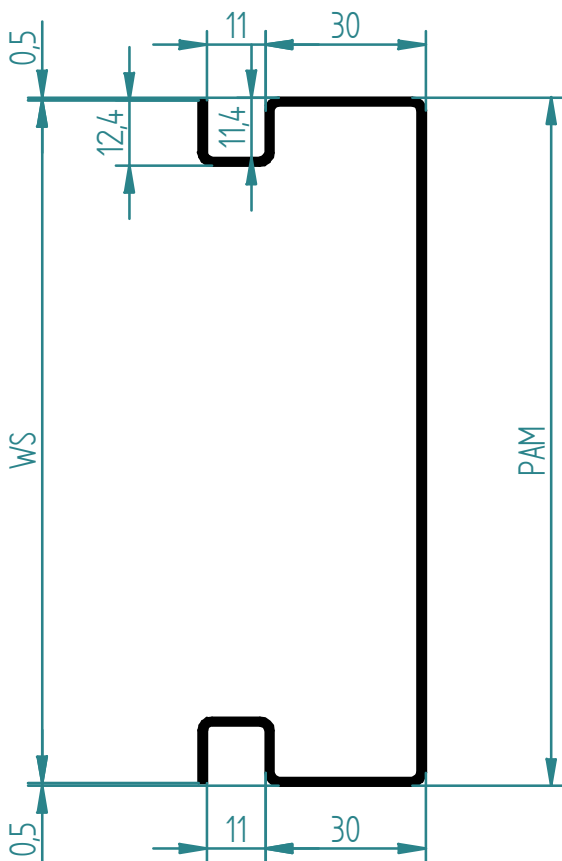




Durchgangszarge
 telai di passaggio
 trespassing frames



Stahlzarge für Schiebetür
 casseporte per porte scorrevoli
 steel frames for sliding doors



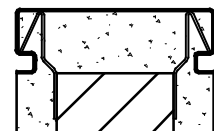
Montage zum Einmörteln im Mauerwerk
 montaggio da immurare
 fitting with concrete



Montage auf Gipswand
 montaggio su parete
 in cartongesso
 fitting on stud/gypsum wall



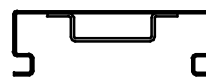
Befestigung mit Nagelanker
 fissaggio da tassellare/immurare
 su muratura
 fitting with screw/fixing on
 concrete wall



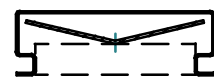
Befestigung mit Mutteranker
 fissaggio con zanca a muro
 fitting with anchor for concrete

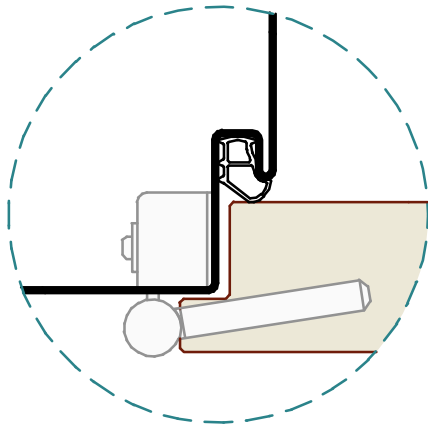


Befestigung mit Hutanker
 fissaggio con staffa ad "U"
 fitting with "U" bracket

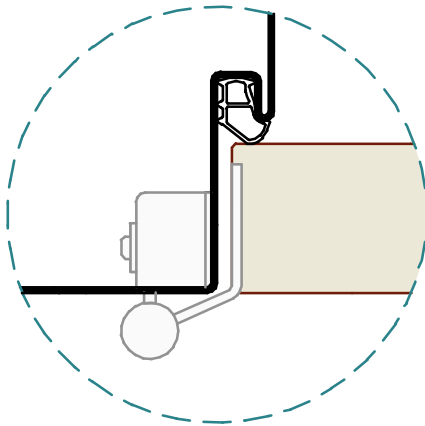


Befestigung mit Propelleranker
 fissaggio con staffa elica
 fitting with propeller bracket

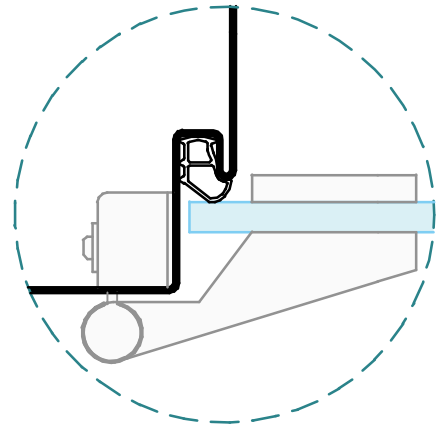




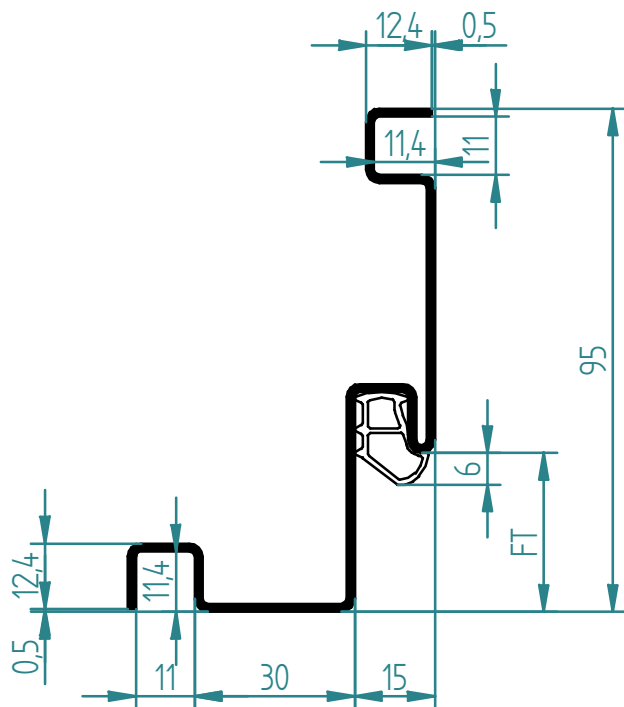
gefälztes Türblatt
 porta a battuta
 rebated door



stumpfes Türblatt
 porta a filo senza battuta
 flush door



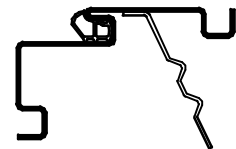
Ganzglastür
 porta in cristallo
 glass door

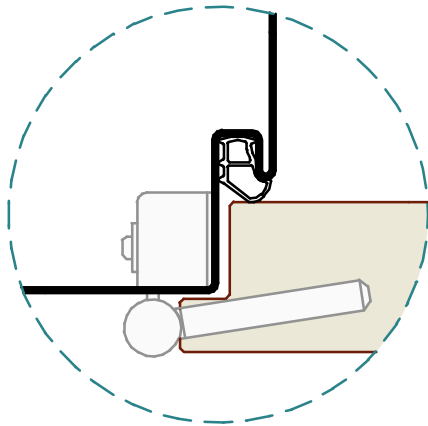


Montage zum Einmörteln im Mauerwerk
 montaggio da immerare
 fitting with concrete

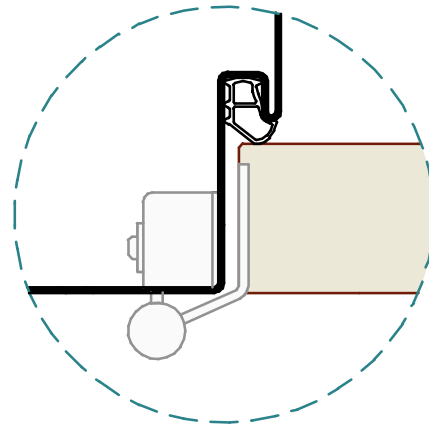


Befestigung mit Maueranker
 fissaggio con zanca a muro
 fitting with anchor for concrete

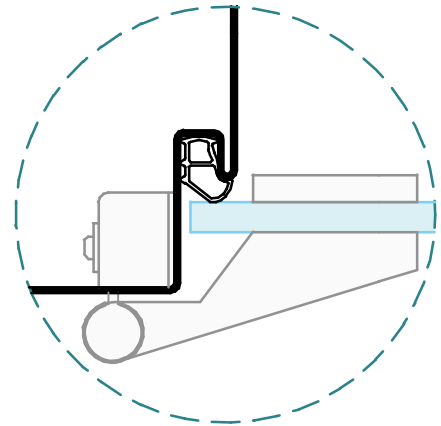




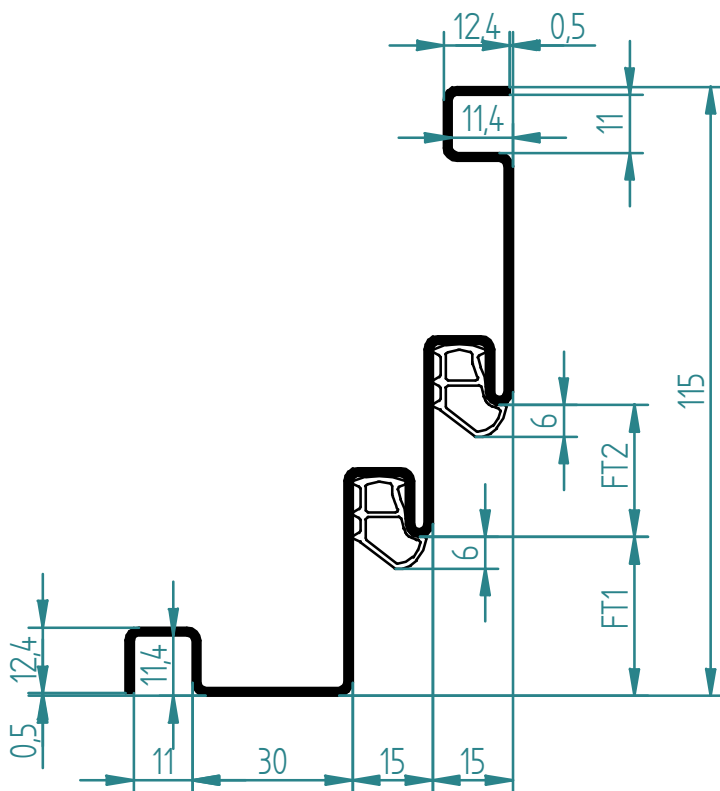
gefälztes Türblatt
 porta a battuta
 rebated door



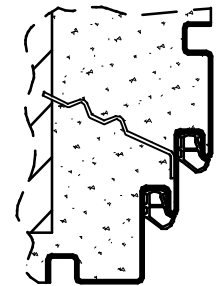
stumpfes Türblatt
 porta a filo senza battuta
 flush door



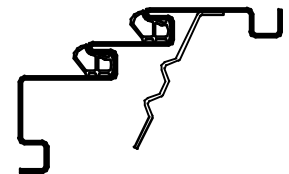
Ganzglastür
 porta in cristallo
 glass door



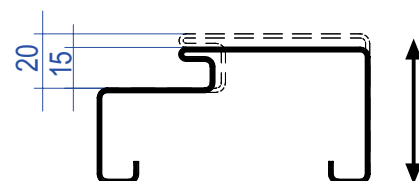
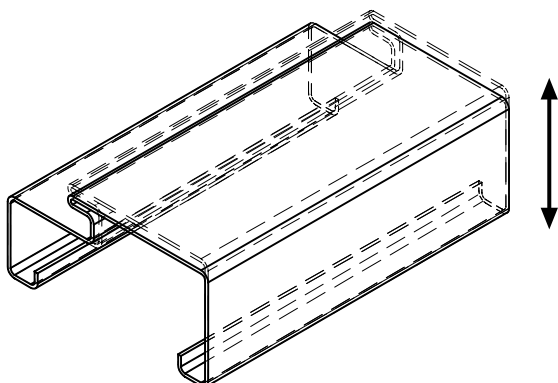
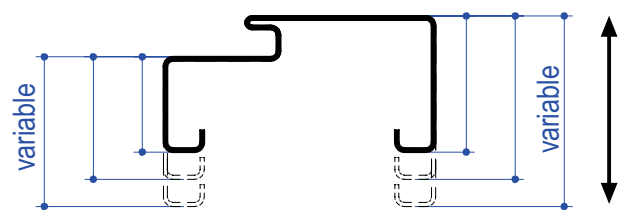
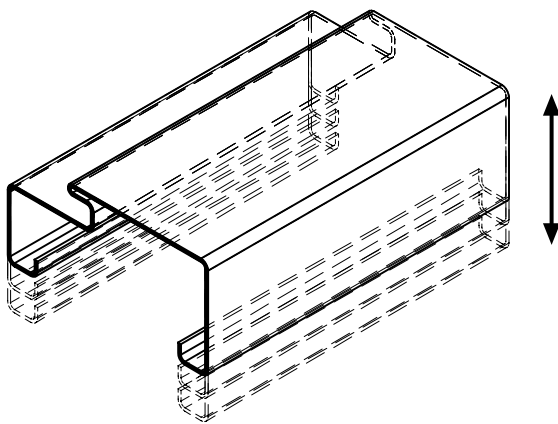
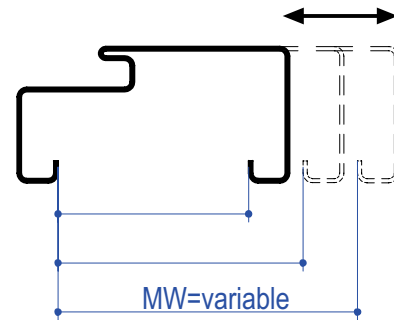
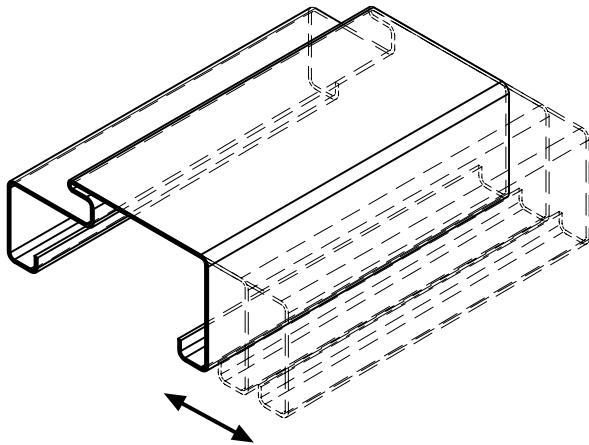
**Montage zum Einmörteln
 im Mauerwerk**
 montaggio da immurare
 fitting with concrete



Befestigung mit Maueranker
 fissaggio con zanca a muro
 fitting with anchor for concrete

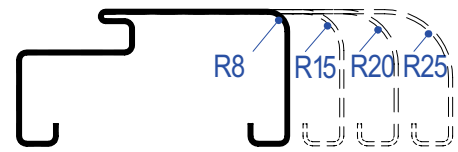
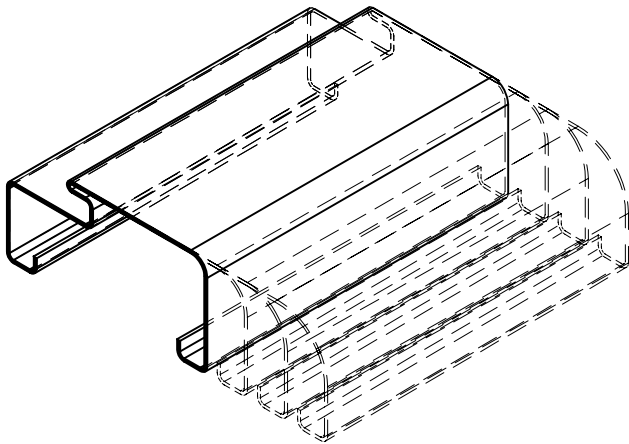


Sonderprofile auf Anfrage
 produciamo anche profili su richiesta
 special profile on request

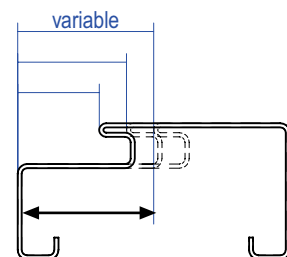
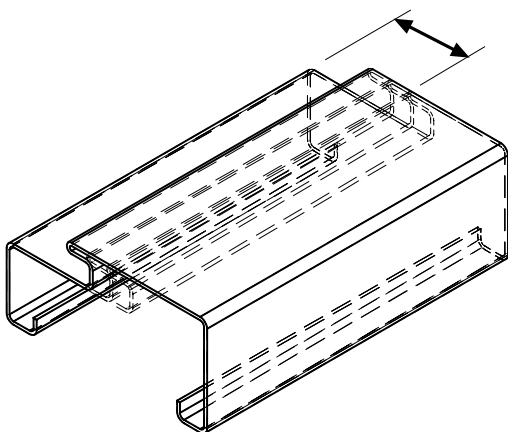
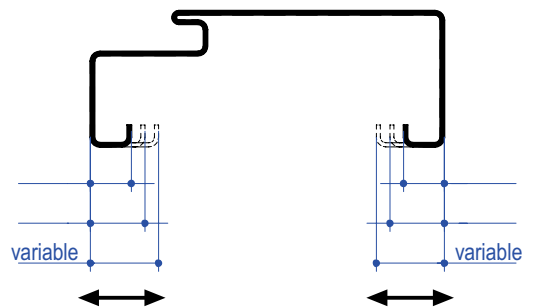
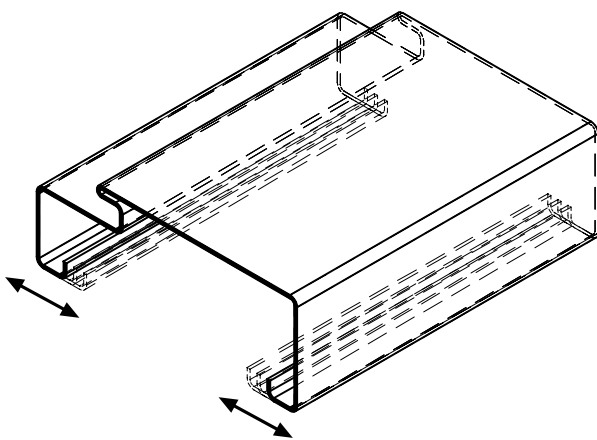


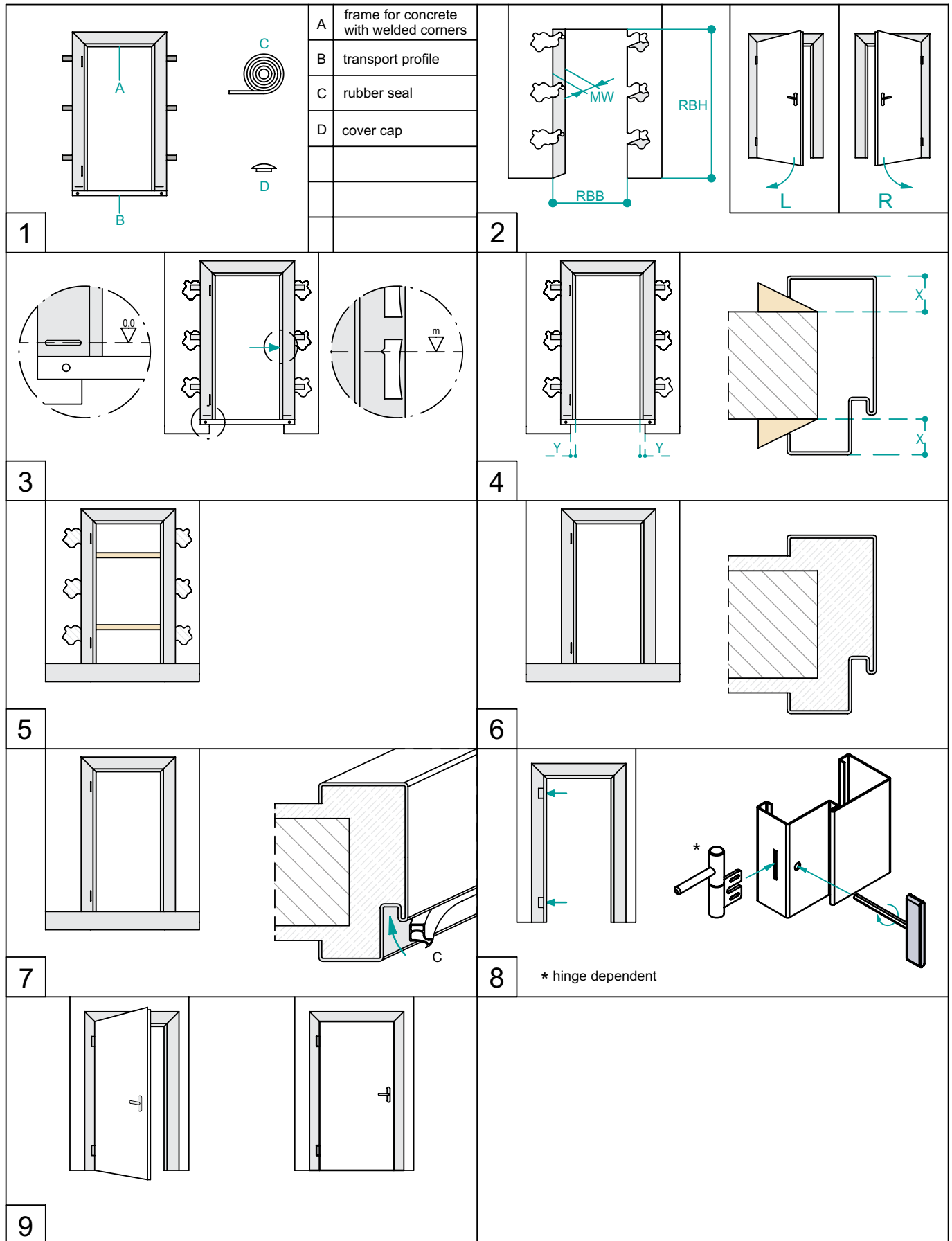
Sonderprofile auf Anfrage
 produciamo anche profili su richiesta
 special profile on request

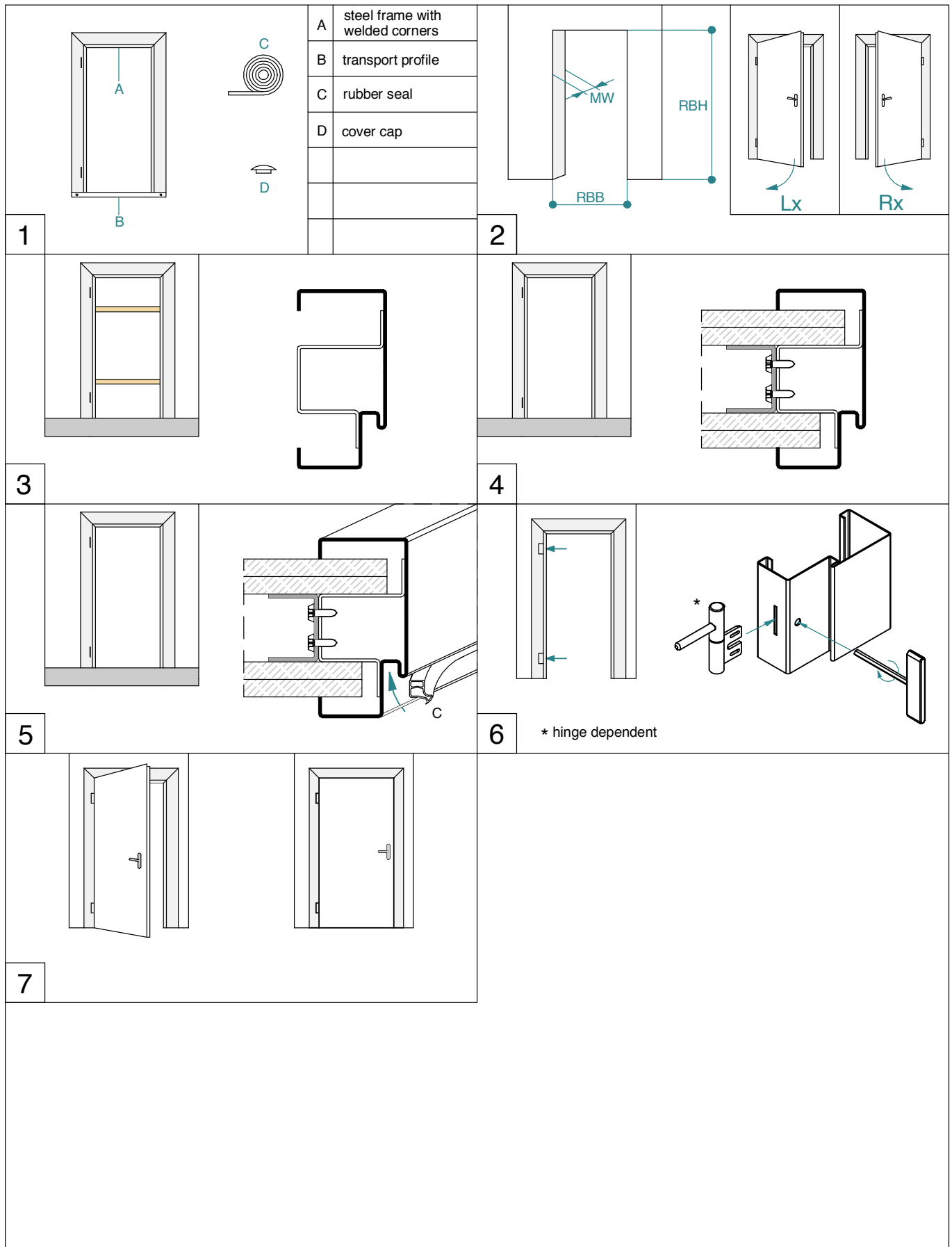
R = Radius
 R = raggio
 R = radius



gerundet
 raggiato
 rounded



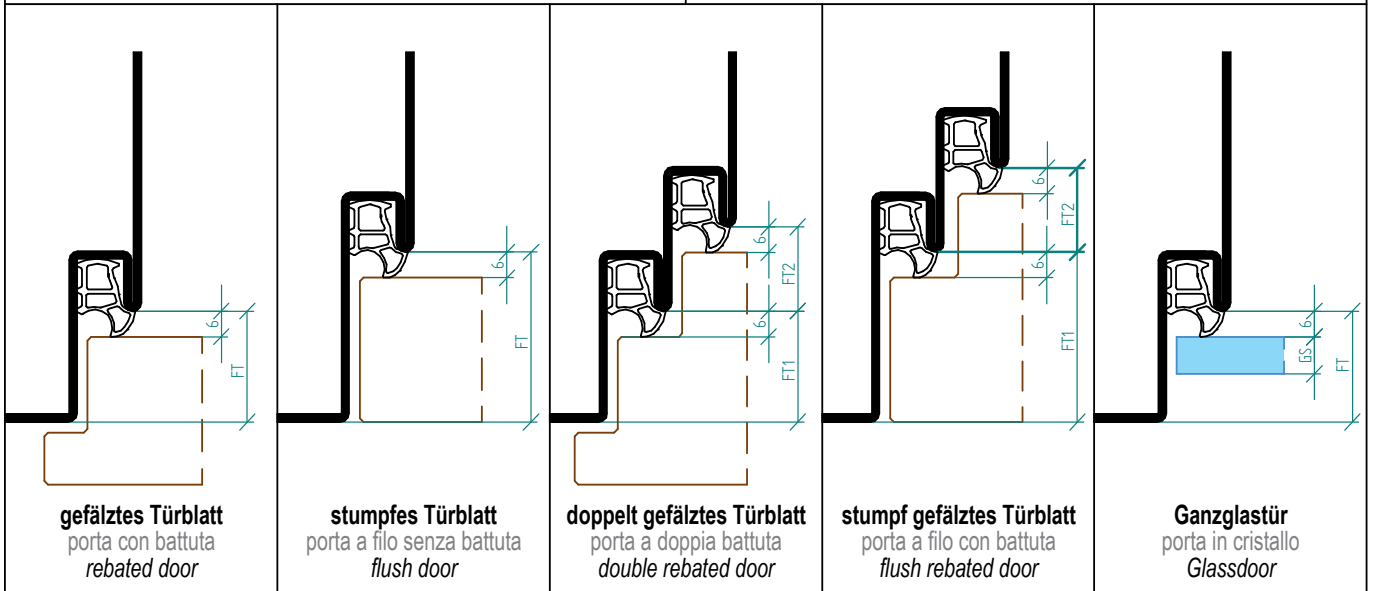
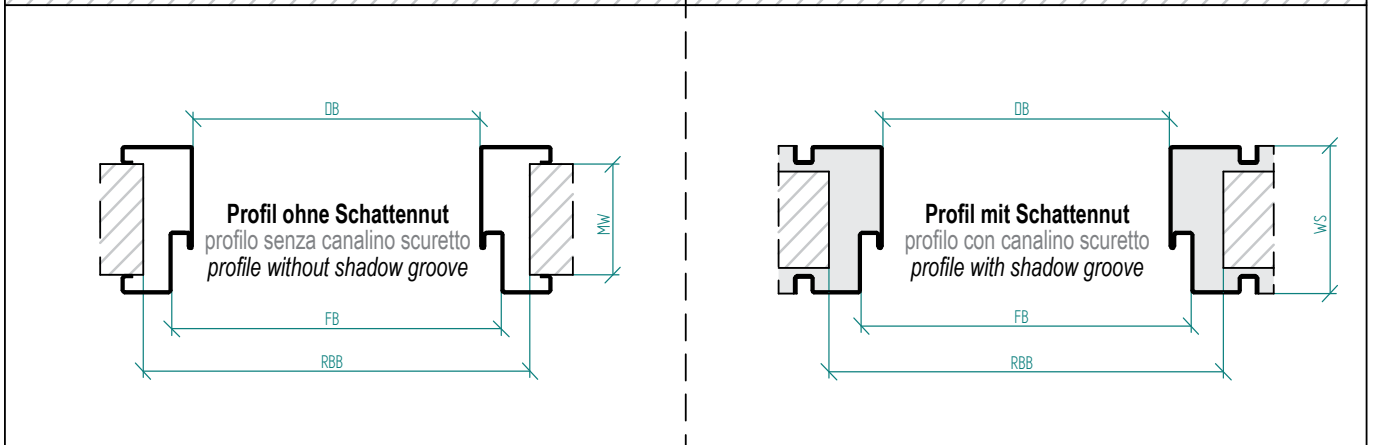
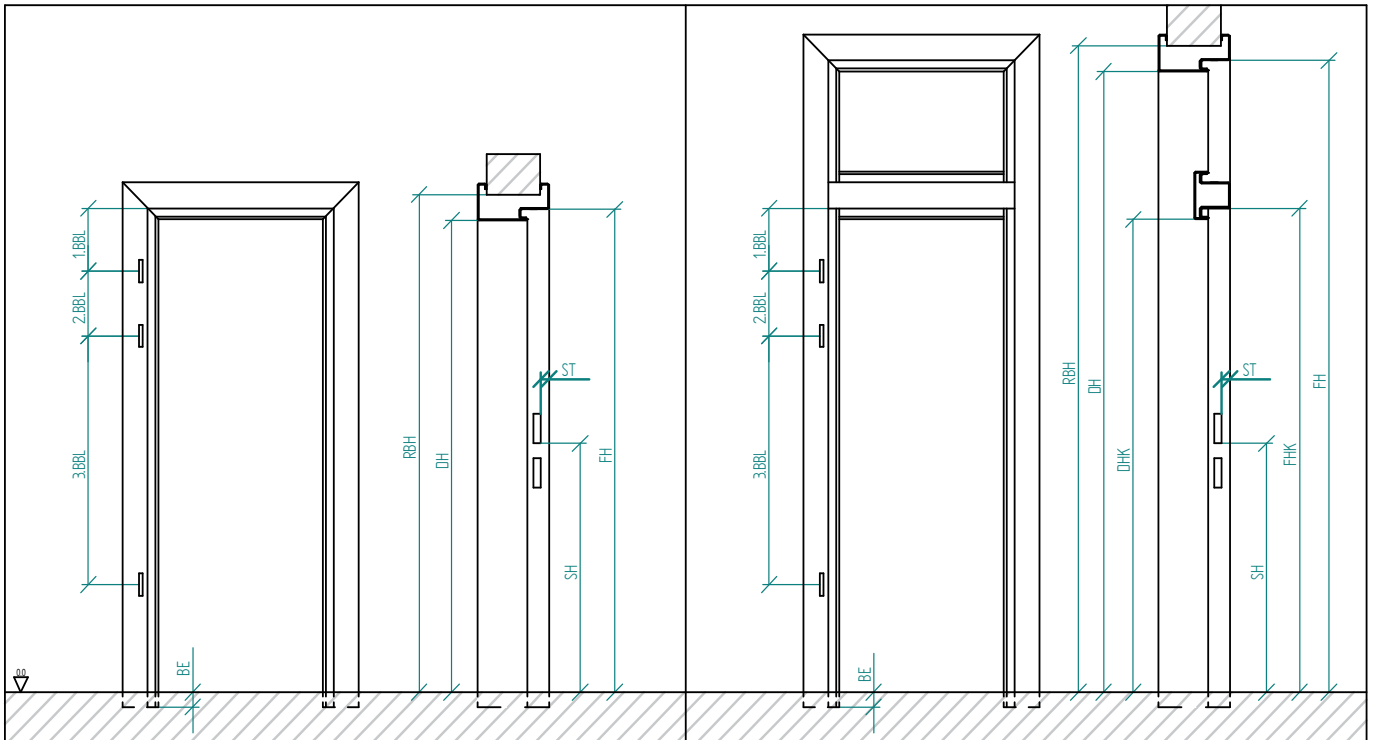






Via stazione 22/A, I-39035 Mongueifo (BZ)
 Tel. +39 0474 947 200, Fax 947 299
 www.rema-online.it E-mail info@rema-online.it

SOLID





Via stazione 22/A, I-39035 Mongueifo (BZ)
 Tel. +39 0474 947 200, Fax 947 299
 www.rema-online.it E-mail info@rema-online.it

SOLID

Kunde:	Lieferung:
Anschrift:	Kunde bzw. Baustelle:
UID.Nr.	
Tel.:	Fax.:
e-mail	
Kontaktperson:	e-mail
Projekt:	Tel.:
Gewünschter Liefertermin KW: _____	Fax.:
	Kontaktperson:
	Mobil:

<p>1.) Material <input type="checkbox"/> 1,5 mm verzinktes Stahlblech <input type="checkbox"/> 2,0 mm verzinktes Stahlblech <input type="checkbox"/> Edelstahl V2A 1,5 mm SB <input type="checkbox"/> Edelstahl V4A 1,5 mm SB <input type="checkbox"/> andere _____</p> <p>2.) Oberfläche <input type="checkbox"/> roh <input type="checkbox"/> pulvergrundiert (RAL 9010) <input type="checkbox"/> pulverbeschichtet RAL _____ <input type="checkbox"/> glatt-glänzend <input type="checkbox"/> glatt-matt <input type="checkbox"/> Feinstruktur-seidenglänzend <input type="checkbox"/> Feinstruktur-matt <input type="checkbox"/> andere _____</p> <p>3.) Falzausführung Türblatt <input type="checkbox"/> gefälzt 25,5 mm oder _____ <input type="checkbox"/> stumpf 40 mm oder _____ <input type="checkbox"/> Doppelfalz überfälzt FT1 _____ FT2 _____ <input type="checkbox"/> Doppelfalz stumpf FT1 _____ FT2 _____ <input type="checkbox"/> Glastürblatt _____ (8-10)</p> <p>4.) Bandaufnahme <input type="checkbox"/> V8600 <input type="checkbox"/> VX 7511 3D <input type="checkbox"/> VN 7608 120 3D <input type="checkbox"/> VN 7608 160 3D <input type="checkbox"/> andere _____</p>	<p>5.) Bandbezugslinien <input type="checkbox"/> 1.BBL 241 mm 2.BBL 1435 mm <input type="checkbox"/> 1.BBL 241 mm 2.BBL 1560 mm <input type="checkbox"/> 1.BBL _____ mm 2.BBL _____ mm <input type="checkbox"/> 3.BBL _____ mm 3.BBL 250 mm <input type="checkbox"/> 3.BBL mittig _____ 4.BBL _____ mm</p> <p>6.) Schlosstanzung <input type="checkbox"/> 62-23-62 mit verstellbarem Schliessblech <input type="checkbox"/> andere _____</p> <p>7.) Schlosstiefe (ST) <input type="checkbox"/> gefälzt ST=4 mm oder _____ mm <input type="checkbox"/> stumpf ST=15,5 mm oder _____ mm</p> <p>8.) Schloshöhe (SH) <input type="checkbox"/> 1050 mm <input type="checkbox"/> andere _____</p> <p>9.) Befestigung <input type="checkbox"/> Maueranker für Beton / Mauerwerk <input type="checkbox"/> Hutanker für Gipskartonmontage <input type="checkbox"/> Klemmbügel und Rapid Block für SPEED <input type="checkbox"/> verstellbare Universallasche für TELESCOP / S2 <input type="checkbox"/> andere _____</p> <p>10.) Kämpferprofil für Oberlichte <input type="checkbox"/> ja <input type="checkbox"/> nein <input type="checkbox"/> Kämpferprofil ALUMINIUM 45-75 <input type="checkbox"/> Kämpferprofil STAHL gekantet: Profiltyp _____</p>	<p>11.) Glasleistenprofil für Oberlichte <input type="checkbox"/> Aluminiumglasleiste 15x15mm zum Aufklipsen <input type="checkbox"/> Profilrohrglasleiste _____x15mm zum Aufschrauben <input type="checkbox"/> andere _____</p> <p>12.) Glasstärke für Oberlichte _____ mm</p> <p>13.) Dichtungstyp C 1397 <input type="checkbox"/> grau <input type="checkbox"/> schwarz <input type="checkbox"/> weiss <input type="checkbox"/> braun</p> <p>14.) Bodeneinstand (BE) <input type="checkbox"/> ohne <input type="checkbox"/> mit: _____ mm</p> <p>15.) Extras <input type="checkbox"/> ohne <input type="checkbox"/> mit: _____</p> <p>16.) Bandlieferung <input type="checkbox"/> ja <input type="checkbox"/> nein Bandtyp _____</p> <p>17.) Zeichnungen <input type="checkbox"/> ja <input type="checkbox"/> nein Zeichnungsnr.: _____</p>
----------------------------------------------------------------------------------------------------------------------------------------------------------------------------------------------------------------------------------------------------------------------------------------------------------------------------------------------------------------------------------------------------------------------------------------------------------------------------------------------------------------------------------------------------------------------------------------------------------------------------------------------------------------------------------------------------------------------------------------------------------------------------------------------------------------------------------------------------------------------------------------------------------------------------------------------------------------------------------------------------------------------------------------------------------------------------------------------------------------------------------------------------------------------------------------------------------------------------------------------------------------------------------------------------------------------------------------------------	----------------------------------------------------------------------------------------------------------------------------------------------------------------------------------------------------------------------------------------------------------------------------------------------------------------------------------------------------------------------------------------------------------------------------------------------------------------------------------------------------------------------------------------------------------------------------------------------------------------------------------------------------------------------------------------------------------------------------------------------------------------------------------------------------------------------------------------------------------------------------------------------------------------------------------------------------------------------------------------------------------------------------------------------------------------------------------------------------------------------------------------------------------------------------------------------------------------------------------------------------------------------------------------------------------------------------------------------------------------------------------------------------------------------------------------	---------------------------------------------------------------------------------------------------------------------------------------------------------------------------------------------------------------------------------------------------------------------------------------------------------------------------------------------------------------------------------------------------------------------------------------------------------------------------------------------------------------------------------------------------------------------------------------------------------------------------------------------------------------------------------------------------------------------------------------------------------------------------------------------------------------------------------------------------------------------------------------------------------------------------------------------------------------------------------------------------------------------

pos.	Profiltyp	MW	Wandöffnungsmass :		Kämpferhöhe für Oberlichte	Öffnungsrichtung DIN		2 flg.	ges. Stückz.	EXTRAS	Preis
			Breite	Höhe		DHK	L				

Auftragsnr. _____ Datum: _____ Unterschrift: _____



Via stazione 22/A, I-39035 Monguefio (BZ)
 Tel. +39 0474 947 200, Fax 947 299
 www.rema-online.it E-mail info@rema-online.it

SOLID

cliente:	spedizione:	
indirizzo:	cliente opp. cantiere:	
P. IVA:		
Tel.:	Fax.:	
e-mail		
Persona di contatto:	e-mail	
Progetto:	Tel.:	Fax.:
Consegna richiesta: _____	Persona di contatto:	cellulare:

<p>1.) materiale ___ lamiera zincata 1,5 mm ___ lamiera zincata 2,0 mm ___ acciaio INOX AISI 304 1,5 mm ___ acciaio INOX AISI 316 1,5 mm ___ altri _____</p> <p>2.) superficie ___ zincata ___ con mano di fondo (RAL 9010) ___ verniciato a polveri RAL _____ ___ liscio - lucido ___ liscio - opaco ___ raggrinz. - semilucido ___ raggrinz. - opaco ___ altri _____</p> <p>3.) esecuzione battuta ___ porta con battuta 25,5 mm o _____ ___ porta senza battuta 40 mm o _____ ___ porta a doppia battuta FT1 _____ FT2 _____ ___ porta a filo con battuta FT1 _____ FT2 _____ ___ porta in cristallo _____ (8-10)</p> <p>4.) predisposizione per cerniere ___ V8600 ___ VX 7511 3D ___ VN 7608 120 3D ___ VN 7608 160 3D ___ altri _____</p>	<p>5.) posizionamento cerniere ___ 1.BBL 241 mm 2.BBL 1435 mm ___ 1.BBL 241 mm 2.BBL 1560 mm ___ 1.BBL _____ mm 2.BBL _____ mm ___ 3.BBL _____ mm 3.BBL 250 mm ___ 3.BBL centrale _____ ___ 4.BBL _____ mm</p> <p>6.) foro serratura ___ 62-23-62 con incontro serratura regolabile ___ altri _____</p> <p>7.) profondità serratura (ST) ___ per porta con battuta ST=4 mm o _____ mm ___ per porta senza battuta ST=15,5 mm o _____ mm</p> <p>8.) altezza serratura (SH) ___ 1050 mm ___ altri _____</p> <p>9.) sistema di ancoraggio ___ zanche da murare per cemento ___ staffe per fissaggio per parete in cartongesso ___ morsetto e Rapid Block per SPEED ___ staffa universale regolabile per TELESCOP / S2 ___ altri _____</p> <p>10.) profilo traverso per sopra-luce ___ sì _____ no ___ profilo traverso in alluminio 45-75 ___ profilo traverso piegato in acciaio: tipo _____</p>	<p>11.) fermavetro per sopra-luce ___ fermavetro-clip 15x15mm in alluminio ___ fermavetro tubolare ___x15mm per avvitare ___ altri _____</p> <p>12.) spessore vetro per sopra-luce _____ mm</p> <p>13.) tipo di guarnizione C 1397 ___ grigio ___ nero ___ bianco ___ marrone</p> <p>14.) incasso nel pavimento (BE) ___ senza ___ con: _____ mm</p> <p>15.) Extras ___ senza ___ con: _____</p> <p>16.) fornitura cerniere ___ sì _____ no tipo cerniera _____</p> <p>17.) disegni ___ sì _____ no disegno nr.: _____</p>
--------------------------------------------------------------------------------------------------------------------------------------------------------------------------------------------------------------------------------------------------------------------------------------------------------------------------------------------------------------------------------------------------------------------------------------------------------------------------------------------------------------------------------------------------------------------------------------------------------------------------------------------------------------------------------------------------------------------------------------------------------------------------------------------------------------------------------------------------------------------------------------------------------------------------------------------------------------------------------------------------------------------------------------------------------------------------------------------------------------------------------------------------------------------------------------------------------------------------------------------------------------------------------	----------------------------------------------------------------------------------------------------------------------------------------------------------------------------------------------------------------------------------------------------------------------------------------------------------------------------------------------------------------------------------------------------------------------------------------------------------------------------------------------------------------------------------------------------------------------------------------------------------------------------------------------------------------------------------------------------------------------------------------------------------------------------------------------------------------------------------------------------------------------------------------------------------------------------------------------------------------------------------------------------------------------------------------------------------------------------------------------------------------------------------------------------------------------------------------------------------------------------------------------------------------------------------------------------------------------------------------------------------------------------------	-----------------------------------------------------------------------------------------------------------------------------------------------------------------------------------------------------------------------------------------------------------------------------------------------------------------------------------------------------------------------------------------------------------------------------------------------------------------------------------------------------------------------------------------------------------------------------------------------------------------------------------------------------------------------------------------------------------------------------------------------------------------------------------------------------------------------------------------------------------------------------------------------------------------------------

pos.	tipo del profilo	MW	foro parete :		RBB / RBH FB / FH DB / DH	altezza profilo traverso per sopra-luce	senso di apertura DIN		2 ante	quantità totale	EXTRAS	prezzo
			misura battuta :	luce netta :			L	R				

ordine nr. _____ data: _____ firma del cliente: _____



Via stazione 22/A, I-39035 Mongueifo (BZ)
 Tel. +39 0474 947 200, Fax 947 299
 www.rema-online.it E-mail info@rema-online.it

SOLID

Client:	Destination:	
Adress:	site or client adress:	
VAT No.:		
Tel.:	Fax. :	
e-mail		
Contact:	e-mail	
Project:	Tel.:	Fax. :
Requested delivery date: _____	Contact:	Mobile:

<p>1.) Material <input type="checkbox"/> galvanized steel 1,5 mm <input type="checkbox"/> galvanized steel 2,0 mm <input type="checkbox"/> stainless steel AISI 304 1,5 mm <input type="checkbox"/> stainless steel AISI 316 1,5 mm <input type="checkbox"/> others _____</p> <p>2.) Surface <input type="checkbox"/> raw <input type="checkbox"/> primed (RAL 9010) <input type="checkbox"/> powder coated RAL _____ <input type="checkbox"/> smooth-glossy <input type="checkbox"/> smooth-matte <input type="checkbox"/> finetexture-semigloss <input type="checkbox"/> finetexture-matte <input type="checkbox"/> others _____</p> <p>3.) Doortype <input type="checkbox"/> rebated 25,5 mm or _____ <input type="checkbox"/> flush door 40 mm or _____ <input type="checkbox"/> double rabated FT1 _____ FT2 _____ <input type="checkbox"/> double rebated flush door FT1 _____ FT2 _____ <input type="checkbox"/> glass door _____ (8-10)</p> <p>4.) Hinge preparing <input type="checkbox"/> V8600 <input type="checkbox"/> VX 7511 3D <input type="checkbox"/> VN 7608 120 3D <input type="checkbox"/> VN 7608 160 3D <input type="checkbox"/> others _____</p>	<p>5.) Hinge positions <input type="checkbox"/> 1.BBL 241 mm 2.BBL 1435 mm <input type="checkbox"/> 1.BBL 241 mm 2.BBL 1560 mm <input type="checkbox"/> 1.BBL _____ mm 2.BBL _____ mm <input type="checkbox"/> 3.BBL _____ mm 3.BBL 250 mm <input type="checkbox"/> 3.BBL central _____ 4.BBL _____ mm</p> <p>6.) Lock preparing <input type="checkbox"/> 62-23-62 con with registrable strike plate <input type="checkbox"/> others _____</p> <p>7.) Depth of lock preparing (ST) <input type="checkbox"/> for rebated door ST=4 mm or _____mm <input type="checkbox"/> fur flush door ST=15,5 mm or _____mm</p> <p>8.) Hight of lock preparing (SH) <input type="checkbox"/> 1050 mm <input type="checkbox"/> others _____</p> <p>9.) Fixing systems <input type="checkbox"/> special brackets for concrete walls <input type="checkbox"/> special anchors for stud walls <input type="checkbox"/> clamb and Rapid Block for SPEED <input type="checkbox"/> regolable anchor for TELESCOP / S2 <input type="checkbox"/> others _____</p> <p>10.) Transom-bar for overlight frame <input type="checkbox"/> yes _____ no _____ <input type="checkbox"/> transom in aluminium 45-75 <input type="checkbox"/> bended transom in steel : type _____</p>	<p>11.) Glazing bead for fanlight <input type="checkbox"/> clip bead 15x15mm in aluminium <input type="checkbox"/> steel tube bead _____x15mm to screw <input type="checkbox"/> others _____</p> <p>12.) Glass thickness for fanlight _____mm</p> <p>13.) Color of rubber seal C 1397 <input type="checkbox"/> grey <input type="checkbox"/> black <input type="checkbox"/> white <input type="checkbox"/> brown</p> <p>14.) Floor height (BE) <input type="checkbox"/> no <input type="checkbox"/> yes: _____mm</p> <p>15.) Extras <input type="checkbox"/> no <input type="checkbox"/> yes: _____</p> <p>16.) Hinge supply <input type="checkbox"/> yes _____ no _____ hinge type _____</p> <p>17.) Drawings <input type="checkbox"/> yes _____ no _____ drawing nr.: _____</p>
----------------------------------------------------------------------------------------------------------------------------------------------------------------------------------------------------------------------------------------------------------------------------------------------------------------------------------------------------------------------------------------------------------------------------------------------------------------------------------------------------------------------------------------------------------------------------------------------------------------------------------------------------------------------------------------------------------------------------------------------------------------------------------------------------------------------------------------------------------------------------------------------------------------------------------------------------------------------------------------------------------------------------------------------------------------------------------------------------------------------------------------------------------------------------------------------------------------------------------------------------------------------------------------------------------------------------	--------------------------------------------------------------------------------------------------------------------------------------------------------------------------------------------------------------------------------------------------------------------------------------------------------------------------------------------------------------------------------------------------------------------------------------------------------------------------------------------------------------------------------------------------------------------------------------------------------------------------------------------------------------------------------------------------------------------------------------------------------------------------------------------------------------------------------------------------------------------------------------------------------------------------------------------------------------------------------------------------------------------------------------------------------------------------------------------------------------------------------------------------------------------------------------------------------------------------------------------------------------------------------------------------------------------------------------------------------------------------------------------------------------------------------------	----------------------------------------------------------------------------------------------------------------------------------------------------------------------------------------------------------------------------------------------------------------------------------------------------------------------------------------------------------------------------------------------------------------------------------------------------------------------------------------------------------------------------------------------------------------------------------------------------------------------------------------------------------------------------------------------------------------------------------------------------------------------------------------------------------------------------------------------------------------------------------------------------------------------------------------------

pos.	profile type	MW	wall opening :		height of transom for fanlight	handing DIN		2 doors	quantity total	EXTRA	price
			width	height		DHK	L R				


order nr. _____ date: _____ signature : _____

Ideen?

idee?

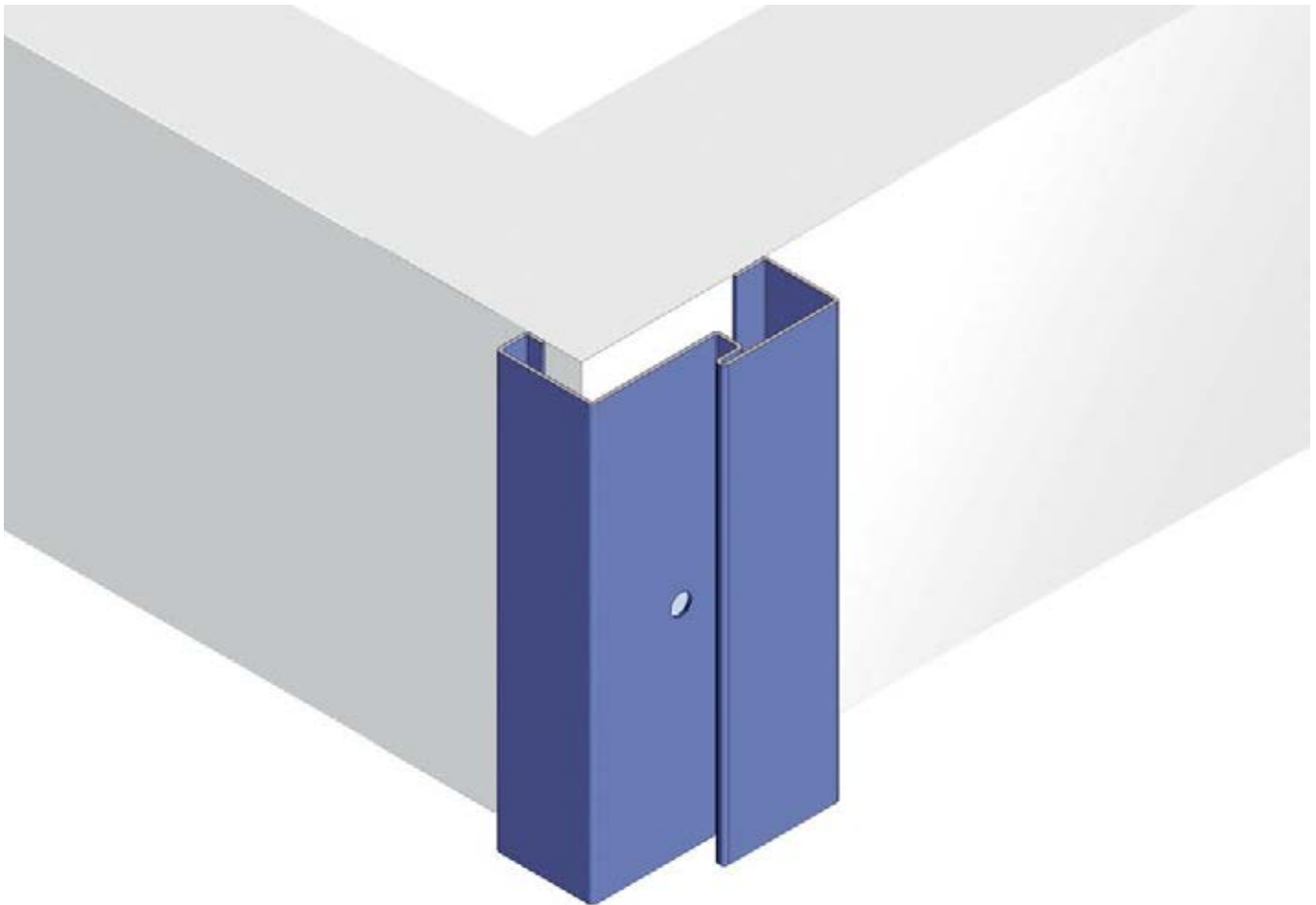
ideas?

SOLID





1. Wir über uns/ Referenzen	1. l'azienda / Referenze	1. the company/References
2. Typenübersicht	2. tipologia di casseporte	2. typical frame elevations
3. SPEED 3-teilige Schnellbauzarge	3. SPEED cassaporta in 3-pezzi per montaggio rapido	3. SPEED 3-part frame easy installation
4. S-2 2-teilige Zarge, nicht verstellbar	4. S-2 cassaporta in due pezzi, non regolabile	4. S-2 2-part frame, not adjustable
5. TELESCOP 2-teilige verstellbare Zarge	5. TELESCOP cassaporta regolabile	5. TELESCOP adjustable steel frame
6. SOLID 1-teilige Zarge MW/Mauerwerk 1-teilige Zarge GK/Trockenbauzarge	6. SOLID cassaporta in un pezzo MW/muratura cassaporta in un pezzo GK/parete in cartongesso	6. SOLID 1-part frame MW/concrete wall 1-part frame GK/stud wall
7. CORNER Eckzarge	7. CORNER cassaporta ad angolo	7. CORNER corner frame
8. BLOCK Blockzarge	8. BLOCK cassaporta per montaggio in luce	8. BLOCK frame for fixing flat in the wall
9. THZ Turnhallenzarge	9. THZ telaio speciale per palestra	9. THZ special frame for sport halls
10. DESIGN G-LINE M-LINE	10. DESIGN G-LINE M-LINE	10. DESIGN G-LINE M-LINE
11. F-LINE Fingerschutzzarge	11. F-LINE cassaporta antiinfortunistica	11. F-LINE frame with safety solution
12. DOUBLE ACTING Pendeltürzarge	12. DOUBLE ACTING cassaporta per porta a Ventola	12. DOUBLE ACTING double acting frame
13. SLIDE Schiebetürzarge v.d.W. Schiebetürzarge i.d.N. Schiebetürzarge i.d.W.	13. SLIDE scorrevole esterno parete scorrevole interno nicchia scorrevole interno parete	13. SLIDE sliding door external wall sliding door - in wall niche sliding door - internal wall
14. E-MOTION Drehschiebetür	14. E-MOTION porta rototraslante	14. E-MOTION rototraslation door system
15. Verglasungsrahmen/ Ganzglastür	15. telai per vetrate/ casseporte per porte in cristallo	15. steel frames for glazing/ steel frame for glass doors
16. Sonderelemente	16. elementi speciali	16. special frame elevations
17. Kämpferprofile/ Glashalteleisten	17. profili trasversi/ listelli fermavetro	17. transom bars/ glazing beads
18. Anwendungen/Optionals	18. applicazioni/optionals	18. applications/optionals
19. Bandsysteme	19. sistemi di cerniere	19. hinge systems
20. Schlosssysteme und Verriegelungen	20. sistemi di serrature e chiusure speciali	20. lock and access systems
21. OTS / ITS	21. OTS / ITS	21. OTS / ITS
22. Oberfläche und Materialien	22. Materiali e superfici	22. materials and surfaces
23. Allgemeine Informationen	23. informazioni tecniche generali	23. general technical informations



rema Eckzargen sind in folgenden

Ausführungen lieferbar:

- 1 teilig als Eingießzarge
- 1 teilig für Montage auf fertige Wand

Auch als 3-teilige Zarge mit schraubbaren Ecken lieferbar.

Die Art der Montage wurde den bereits bewährten rema Montagesystemen angepaßt.

Zargenansichten, Band- und Schloßsysteme Sonderausführungen laut rema Stahlzargensystem lieferbar.

Auch in Edelstahl erhältlich.

rema casseporte ad angolo sono disponibili nelle seguenti versioni:

- telaio in un pezzo unico da inghisare
- telaio in un pezzo unico per montaggio su parete finita

disponibile anche nella versione con angoli da avvitare.

I sistemi di montaggio sono quelli già in uso per le casseporte rema tradizionali.

Tipologie di casseporte, sistemi di cerniere e serrature, lavorazioni speciali disponibili secondo il sistema casseporte rema.

Disponibile anche in acciaio inox.

rema steel doorframes for corner installation are available as follow:

- 1 part frames for concrete or masonry
- 1 part frames for installation on existing wall construction

available also as knock down frame system.

Corner frame fixing device is made in the same system as in use for traditional rema frames.

Frame elevation, hinge and lock systems, optionals and special preparings available according to rema steel frame system.

Available also in stainless steel.

Via stazione 22/A, I-39035 Monguefio (BZ)
Tel. +39 0474 947 200, Fax 947 299
www.rema-online.it E-mail info@rema-online.it

CORNER

rema Stahlzarge Modell CORNER, Eckzarge zur Montage auf einer Wandecke Zarge durchgehend verschweißt bzw. 3-teilig verschraubt

Profil (Auswahl aus rema Profilvariante)

- für gefälztes Türblatt; Falztiefe (FT)...mm
- für stumpfes Türblatt; Türblattstärke (TS)...mm
- für doppelt gefälztes Türblatt (FT1) ...mm (FT2)...mm
- für Ganzglastür 8mm oder 10mm

Material: verzinktes Stahlblech 1,5mm oder 2,0mm bzw. Edelstahl V2A oder V4A 1,5mm oder 2,0mm

Oberfläche: pulverbeschichtet RAL... oder bei Edelstahl geschliffen K220 bzw. gebürstet Scotch Brite

Hohlkammerdichtung C1397 grau oder schwarz

2 oder mehr Bandunterkonstruktionen Modell ... verstellbares rema Edelstahlschliessblech mit Mauerschutzkasten

Wandbefestigung mittels L-Anker zum Dübeln, bzw. Mauerankern zum Einmauern

telaio rema modello CORNER, telaio ad angolo per montaggio su un angolo della parete telaio con angoli saldati oppure avvitati in 3 pezzi

profilo (scelta della gamma di profili rema)

- per porta a battuta; profondità battuta (FT)...mm
- per porta a filo; spessore pannello (TS)...mm
- per porta a doppia battuta (FT1) ...mm (FT2)...mm
- per anta in vetro spessore 8mm oppure 10mm

materiale: Lamiera zincata 1,5mm oppure 2,0mm oppure lamiera INOX AISI304 oppure AISI316 spessore 1,5mm oppure 2,0mm

superficie: verniciato a polveri RAL... Per telaio Inox satinato Scotch Brite oppure K220

guarnizione C1397 grigio oppure nero

2 oppure più predisposizioni per cerniera modello...

incontro serratura regolabile rema in acciaio Inox fissaggio con staffa ad L, oppure con zanche da murare

rema steel frame model CORNER, corner frame for installation on a corner of the wall frame with welded corners or screwed in 3 parts

profile (choose from the rema profile range)


- for rebated door; rebate size (FT)...mm
- for flush door; leaf thickness (TS)...mm
- for double rebated door (FT1) ...mm (FT2)...mm
- for glass door 8mm or 10mm

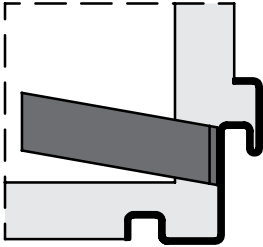
material: galvanized steel sheet 1,5mm or 2,0mm or Stainless steel sheet V2A or V4A 1,5mm or 2,0mm

surface: powder coated RAL... for stainless steel satinated K220 or Scotch Brite

rubber seal C1397 grey or black

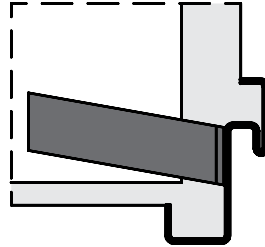
2 or more hinge preps for model... adjustable rema stainless steel lock strike plate fixing with L brackets, or concrete bracket





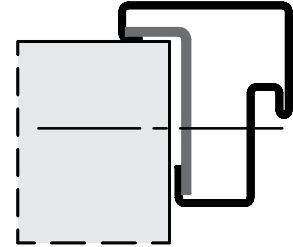
Eckzarge als Mauerwerkzarge mit Schattennut und Standard Maueranker

cassaporta ad angolo con canalino scuretto da murare con zanche da murare
corner frame for concrete or masonry with shadow groove and standard wall anchor



Eckzarge als Mauerwerkzarge mit Standard Maueranker

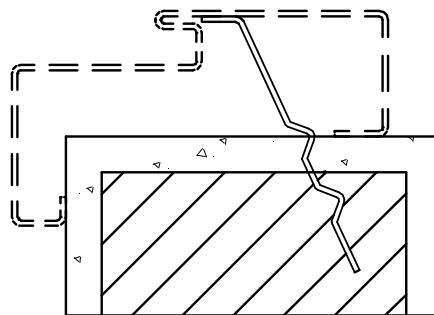
cassaporta ad angolo da murare con zanche da murare
corner frame for concrete or masonry with standard wall anchor



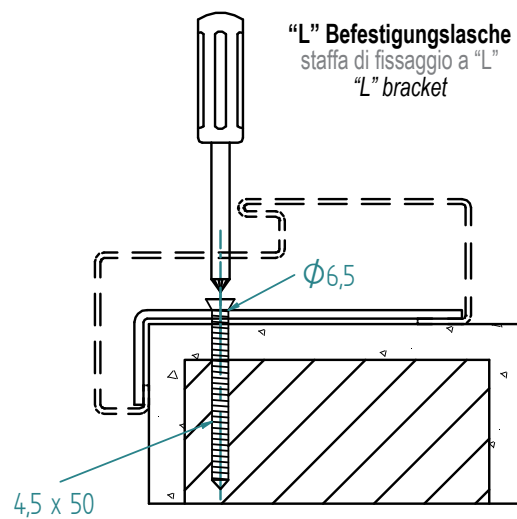
Eckzarge als Trockenbauzarge mit L-Anker für Dübelmontage nach innen öffnend

cassaporta ad angolo per montaggio su parete finita con staffa ad L per fissaggio
corner frame for installation on finish wall with screw or plug

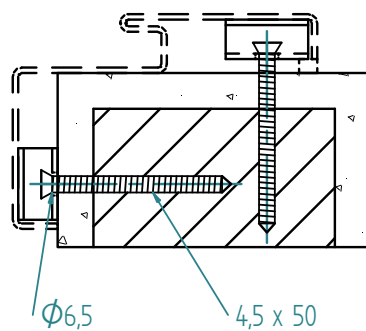
Maueranker
zanca a muro
anchor for concrete

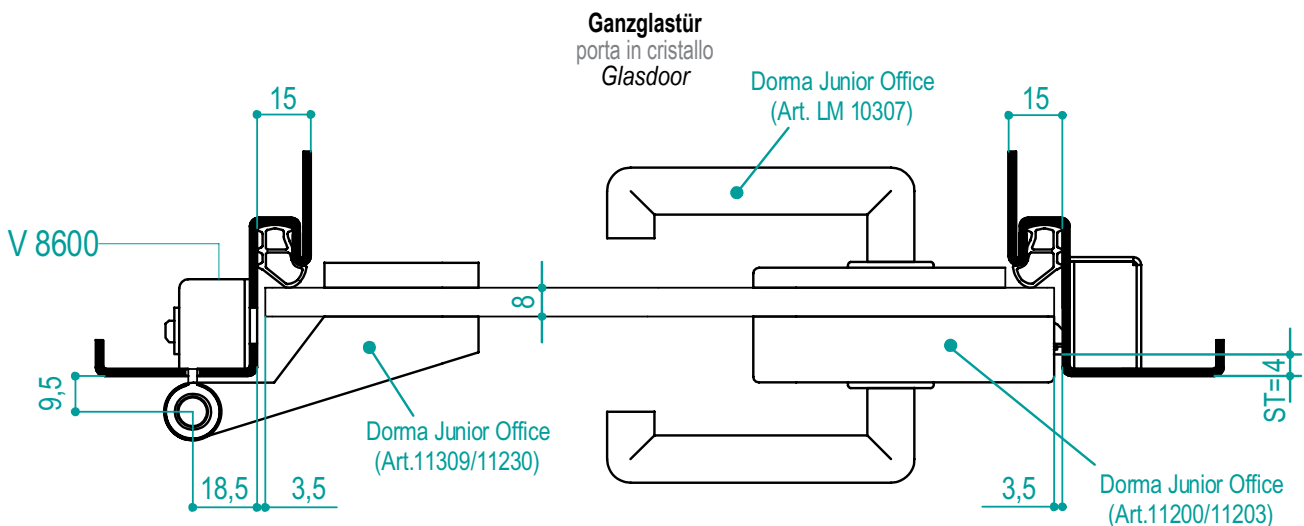
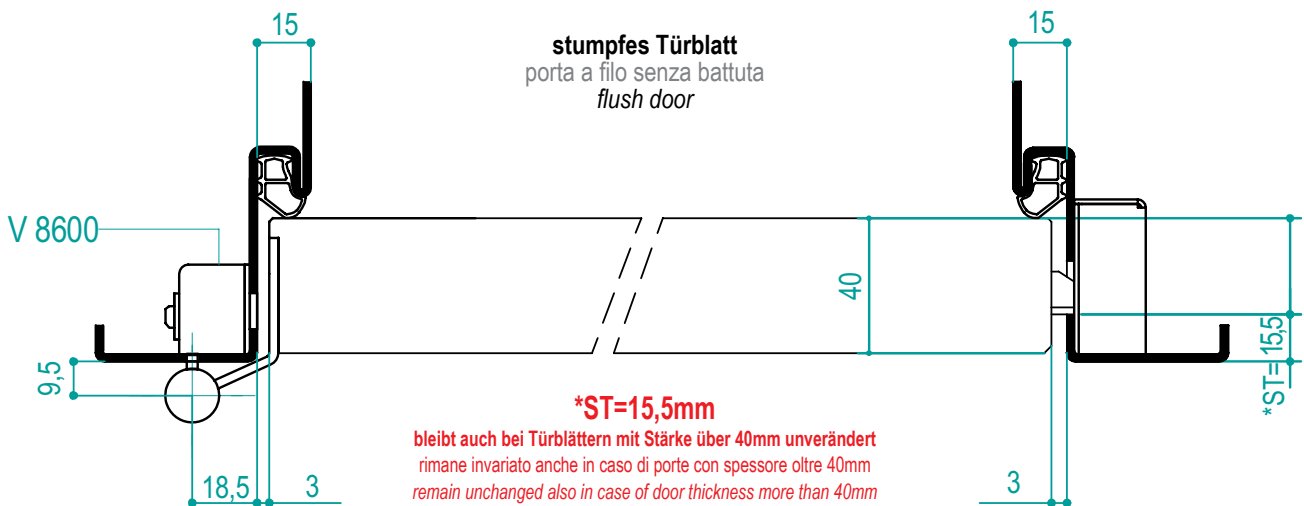
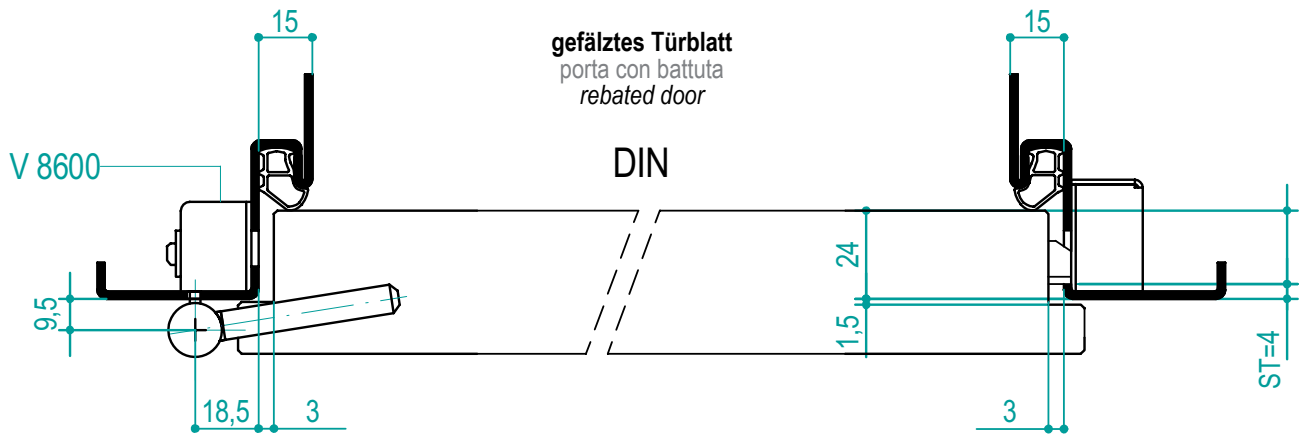


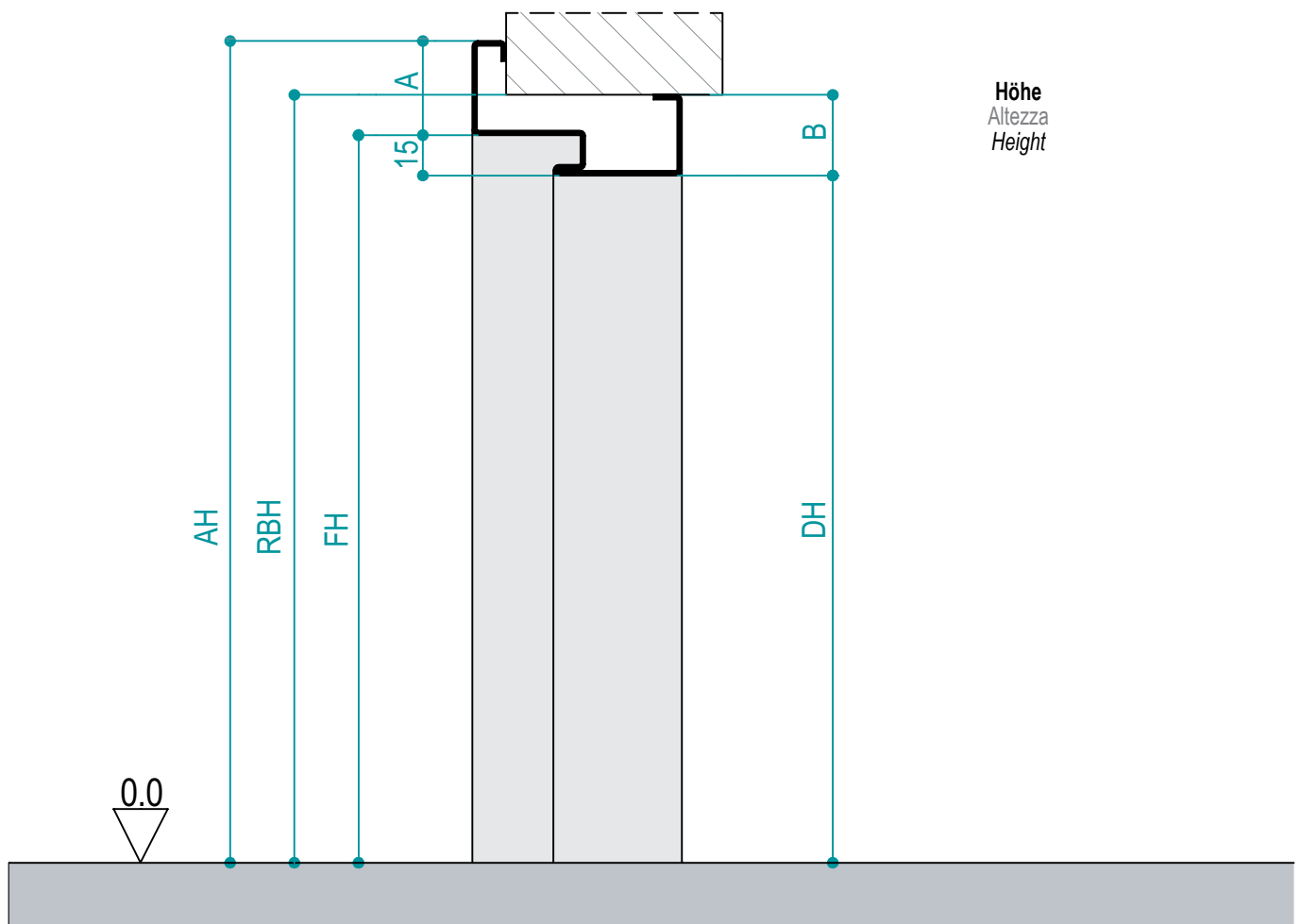
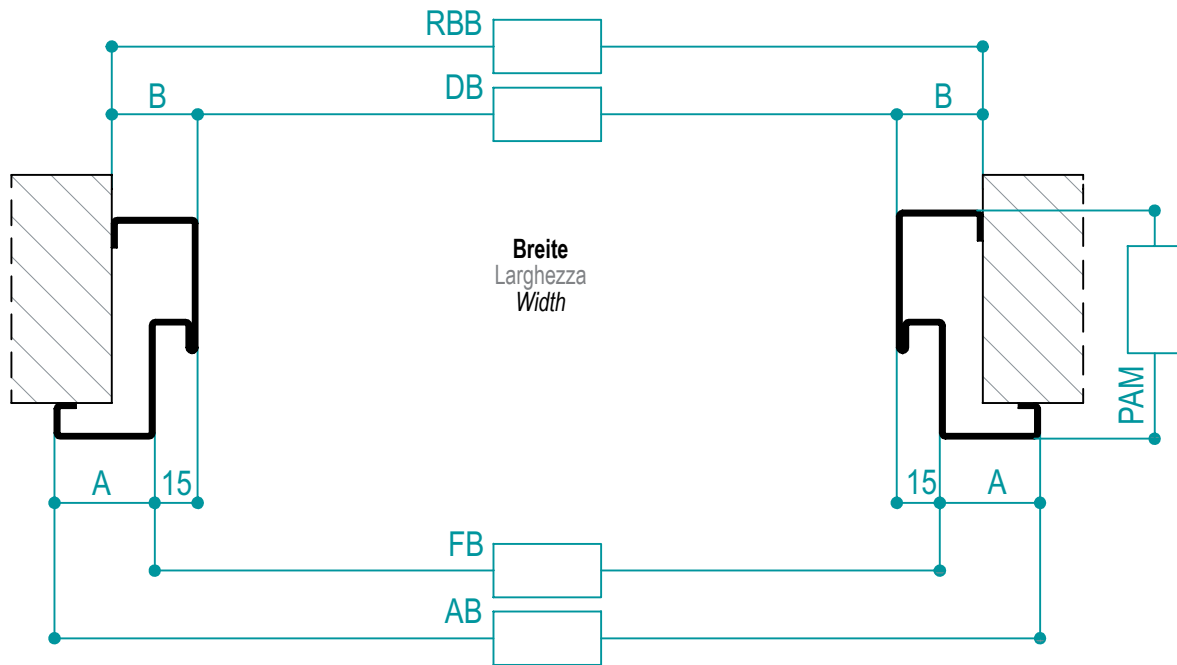
"L" Befestigungslasche
staffa di fissaggio a "L"
"L" bracket

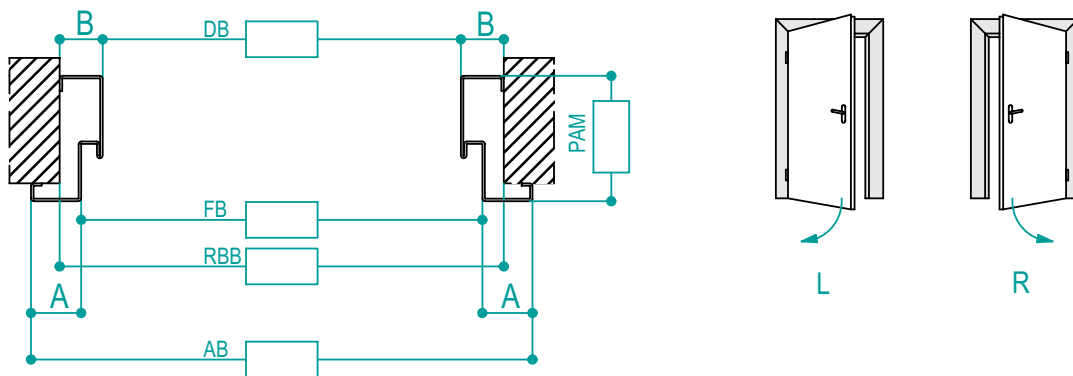
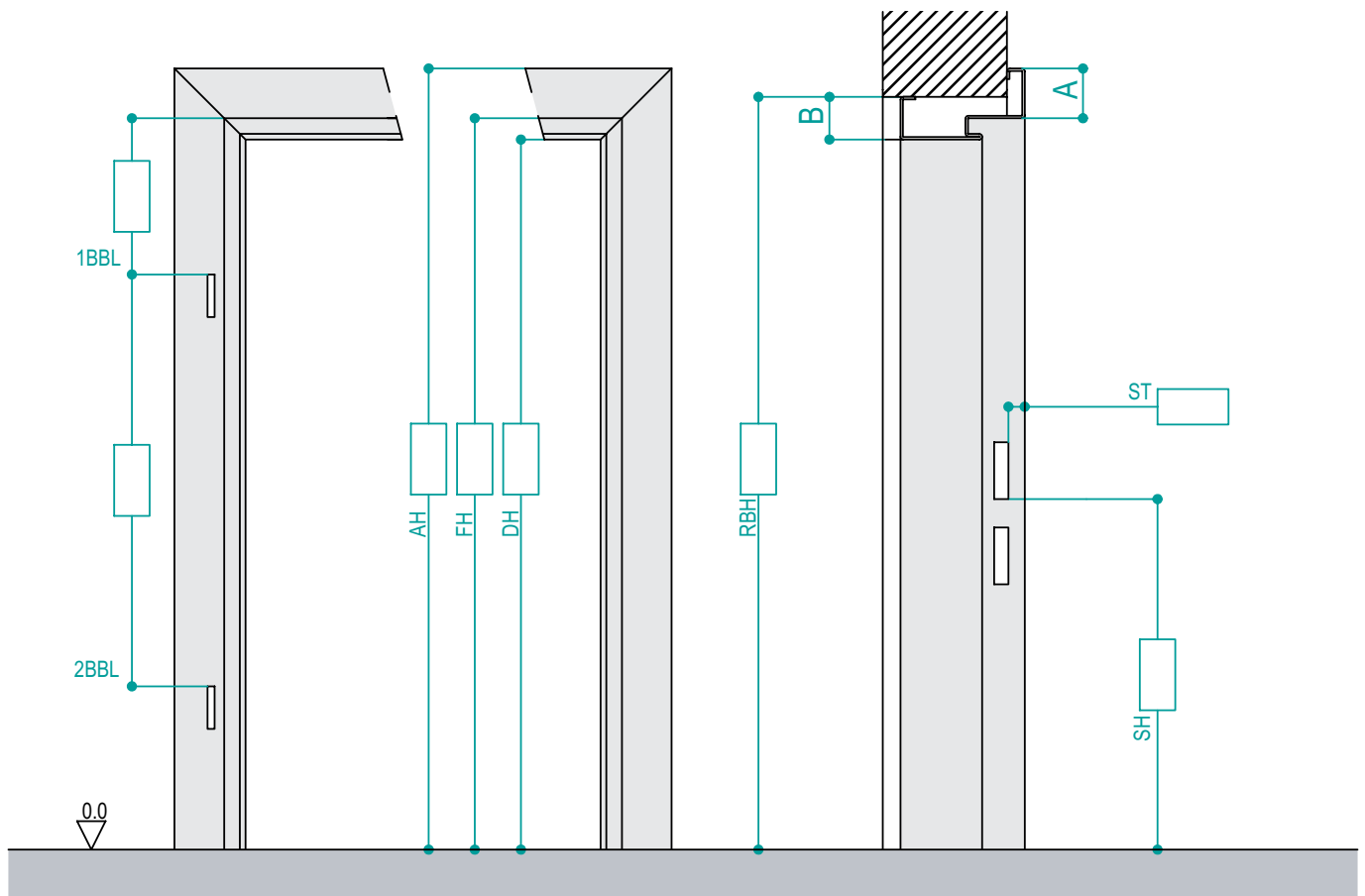


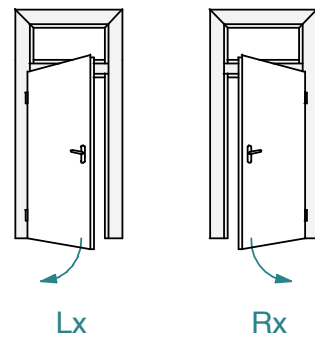
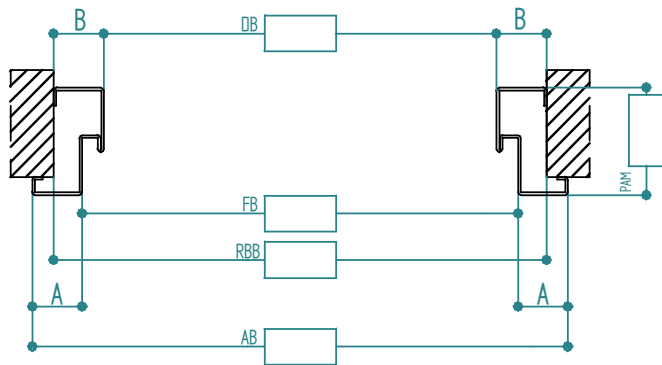
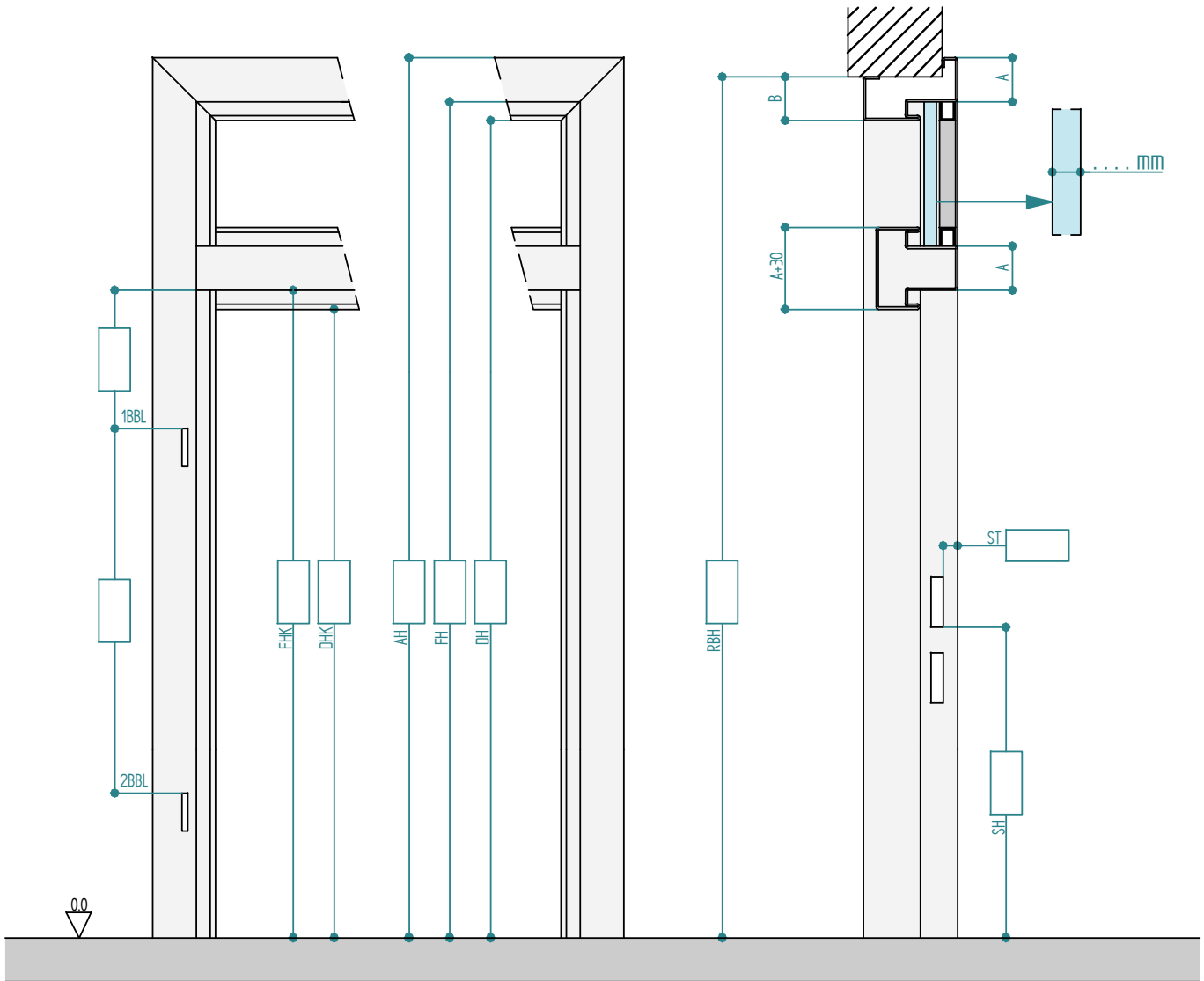
zum Verdübeln
da tassellare
fitting with dowel

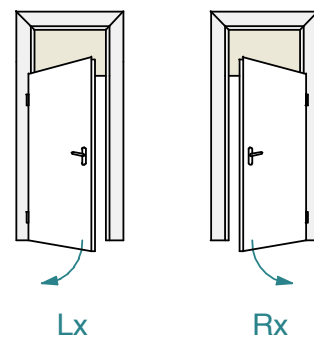
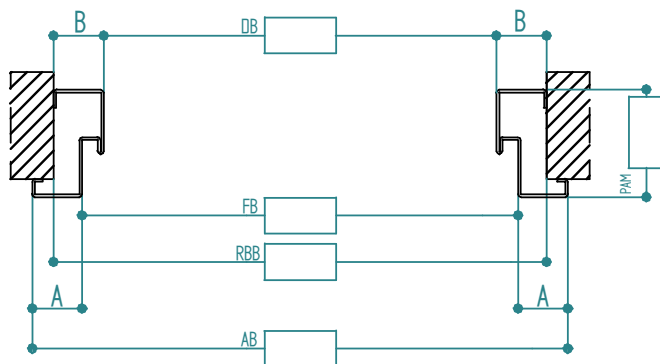
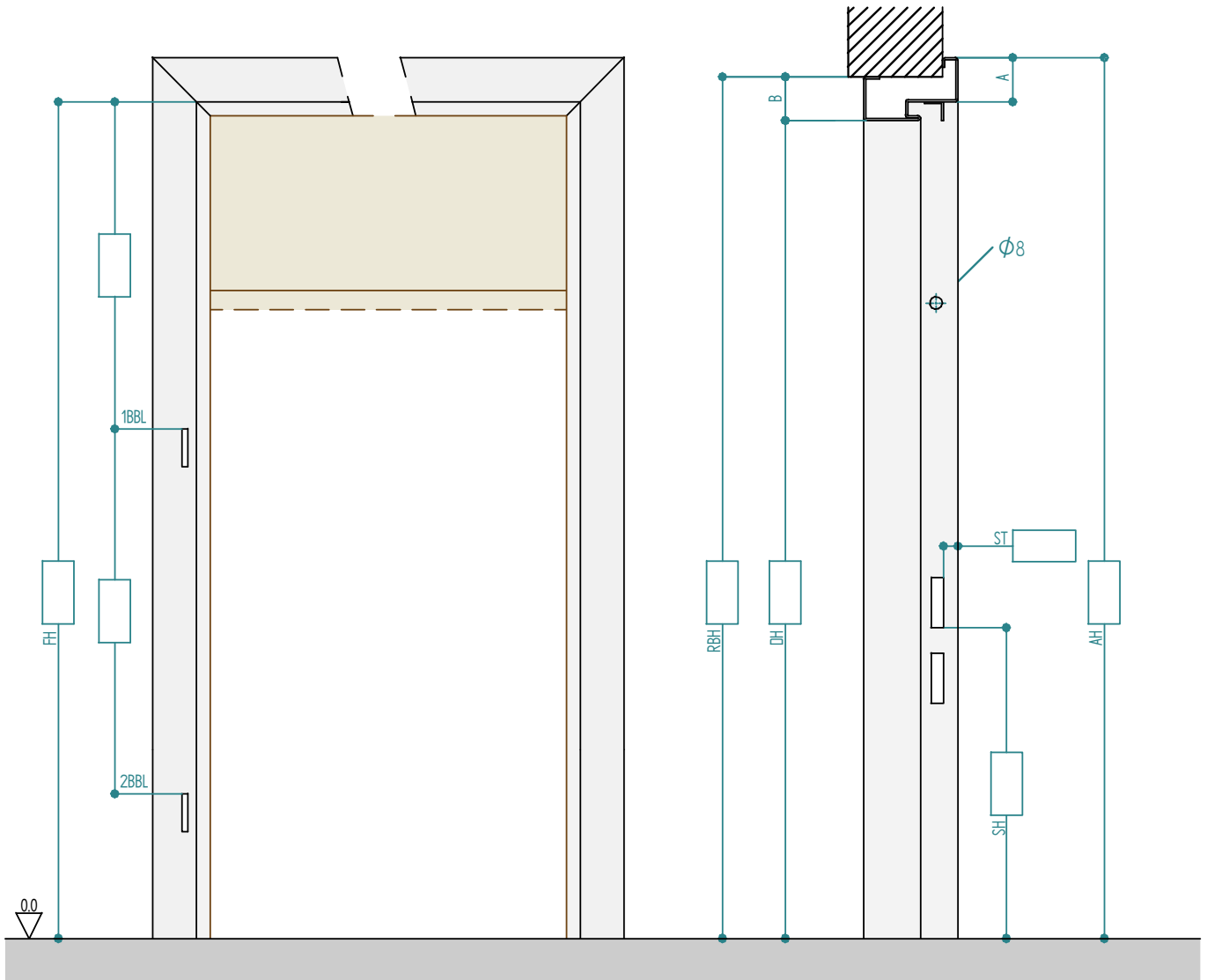


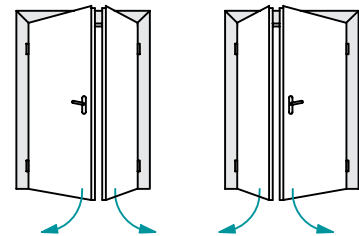
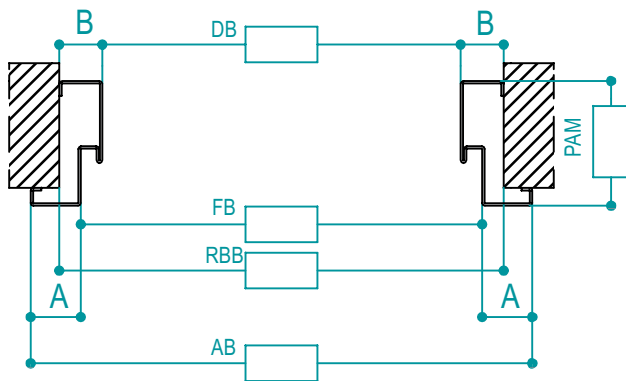
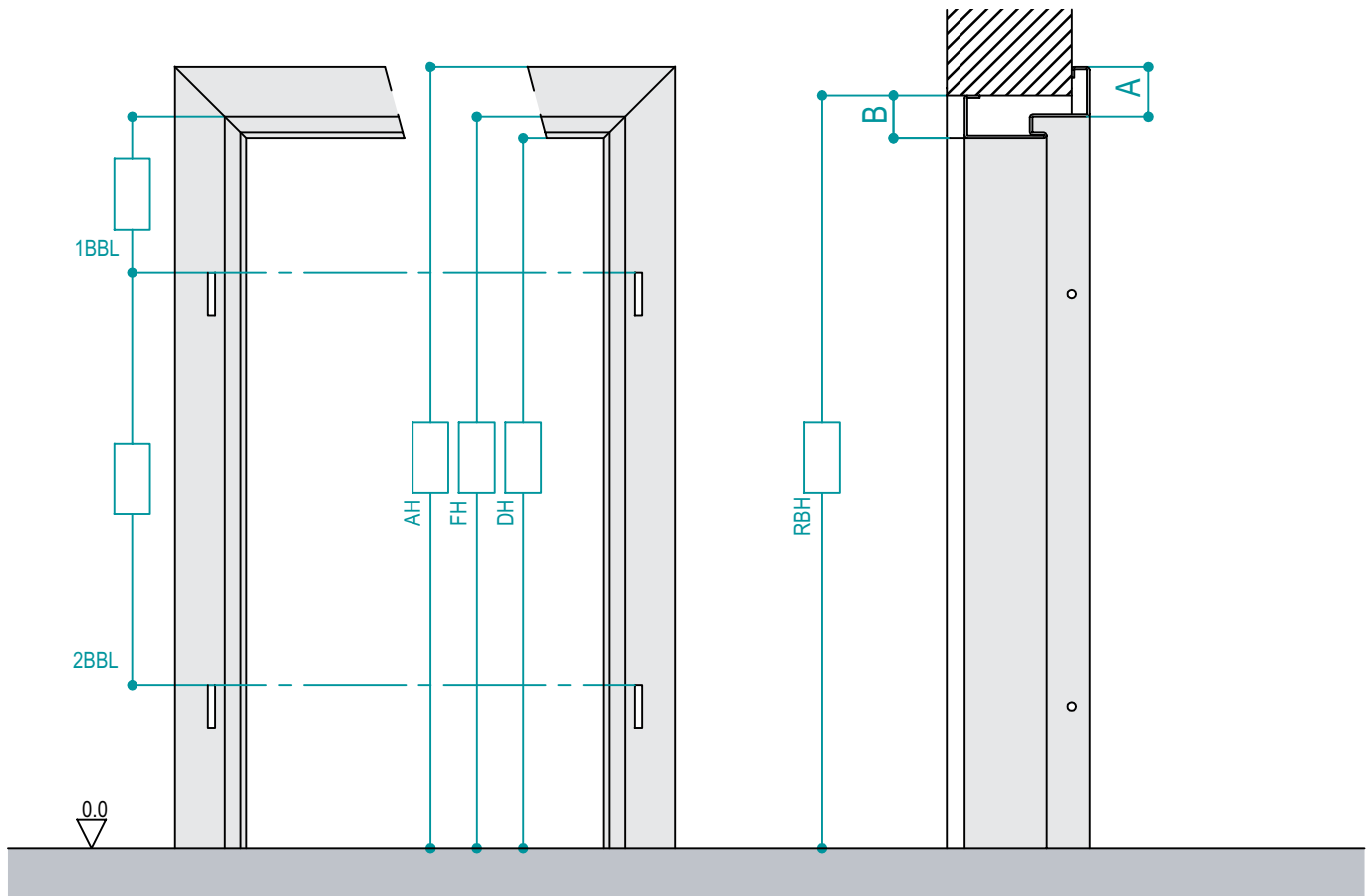


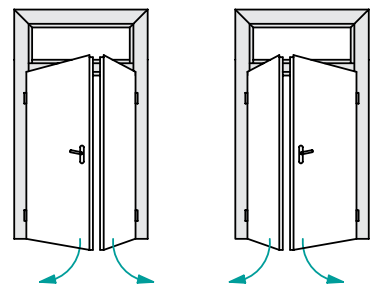
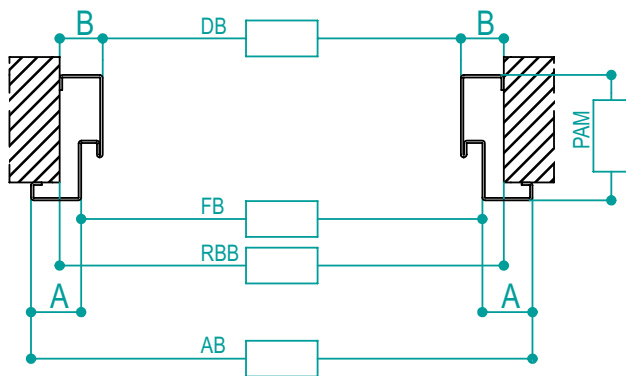
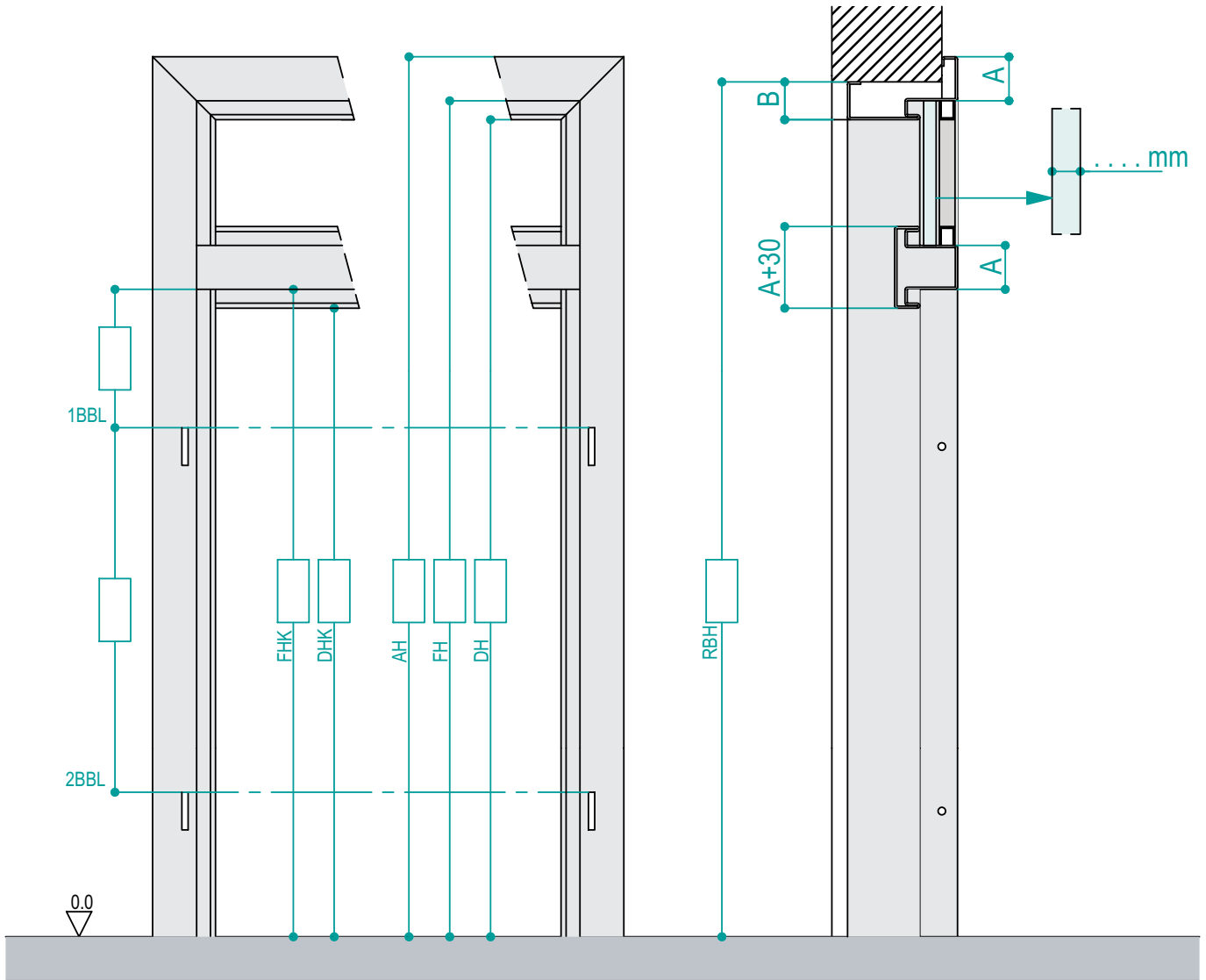


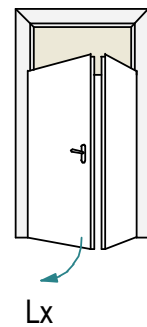
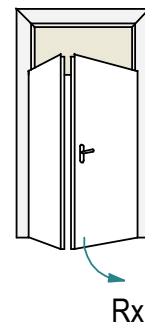
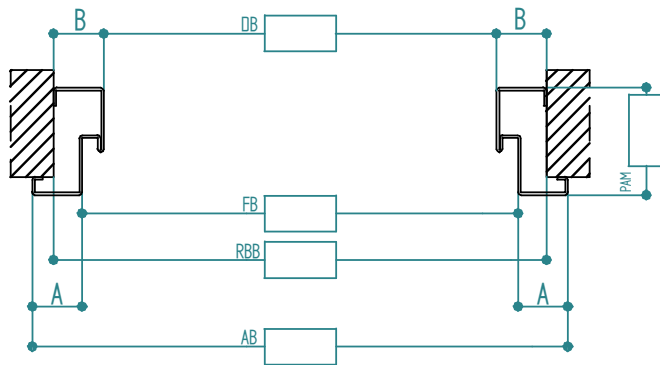
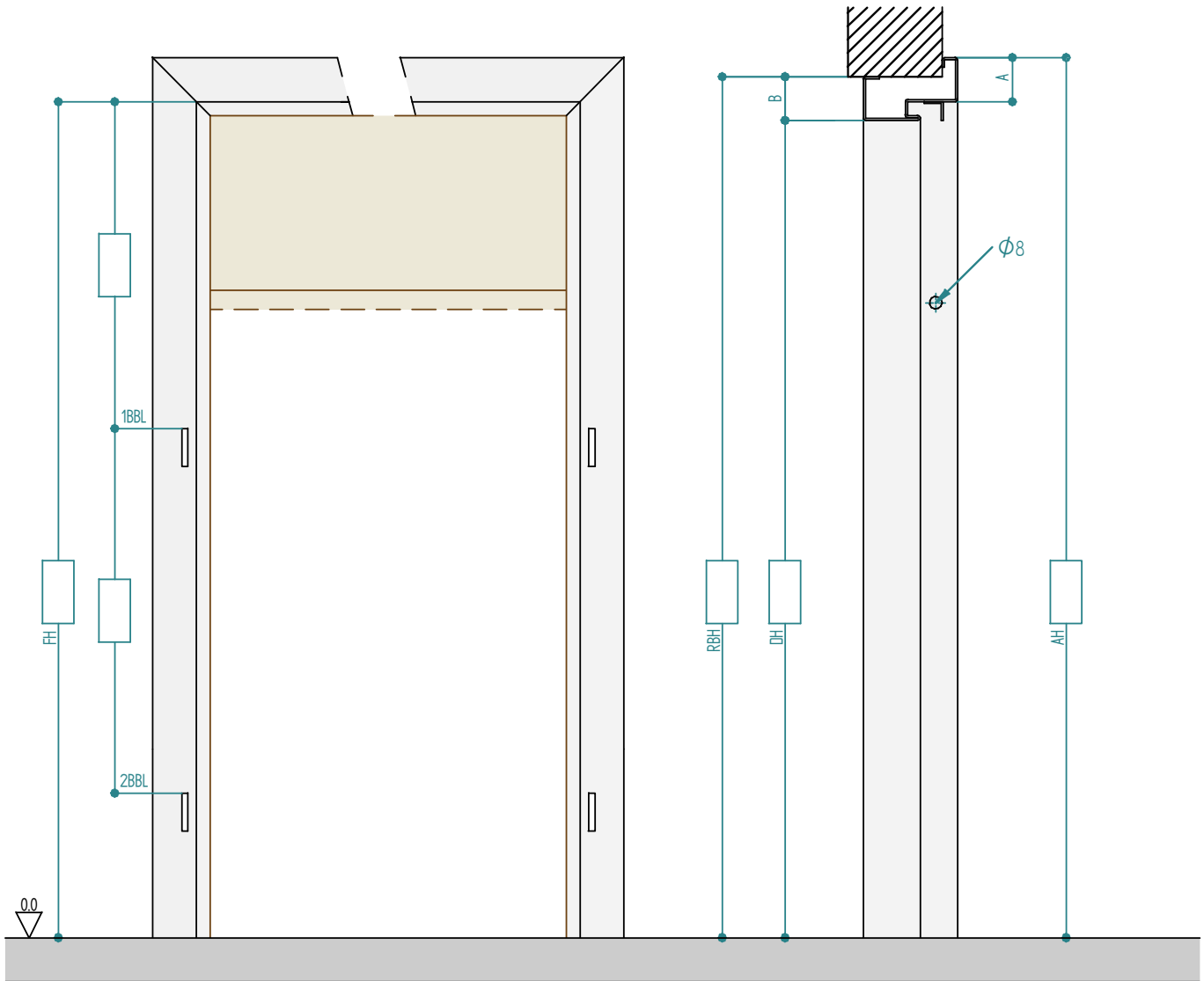


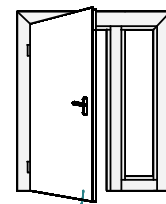
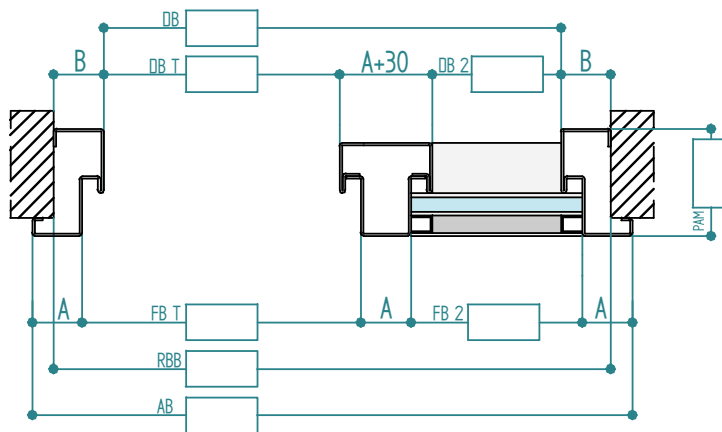
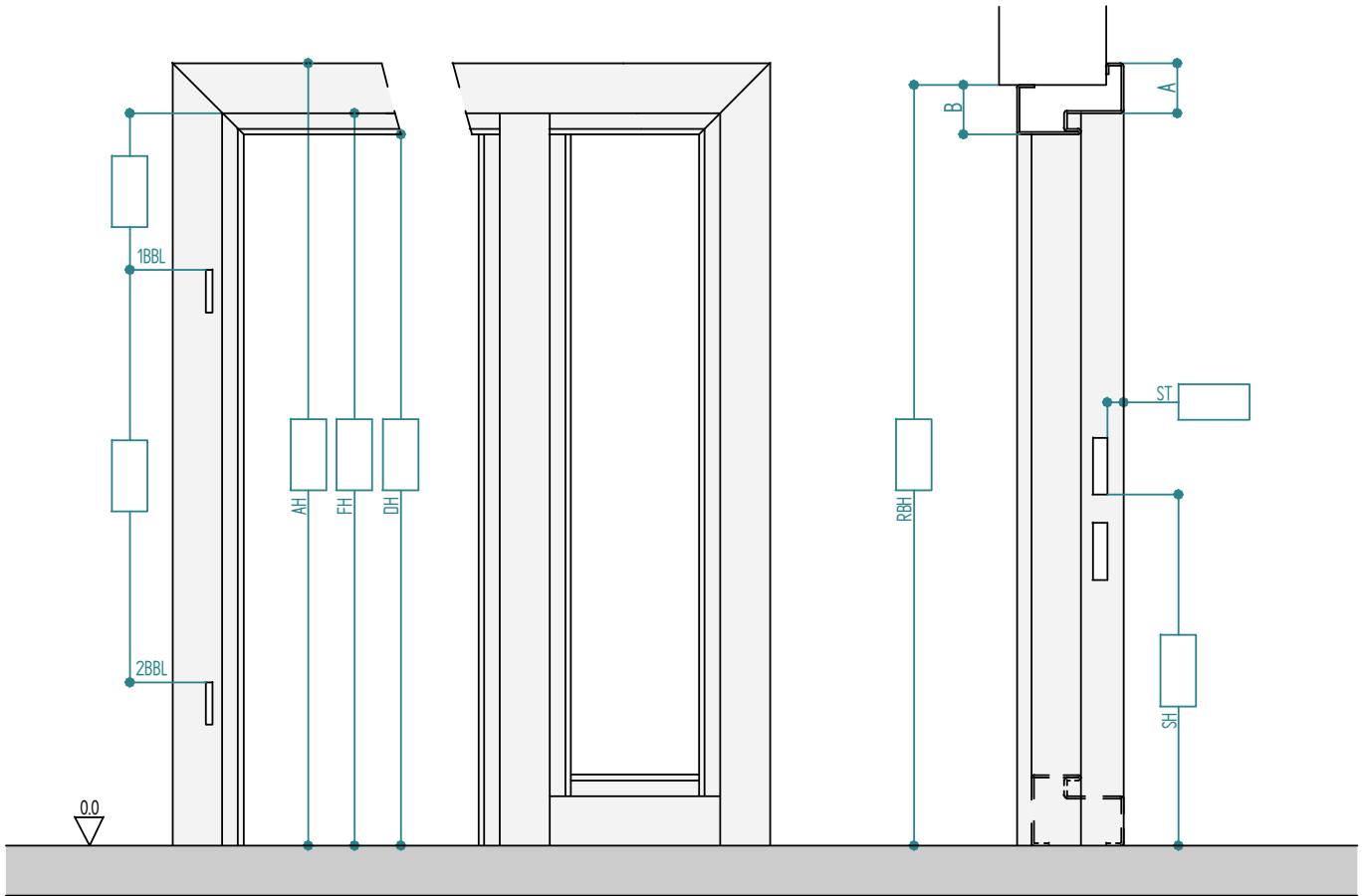




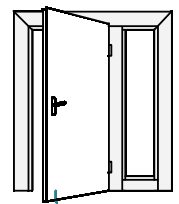




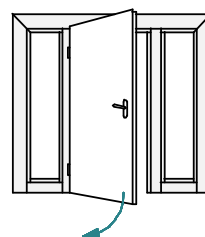
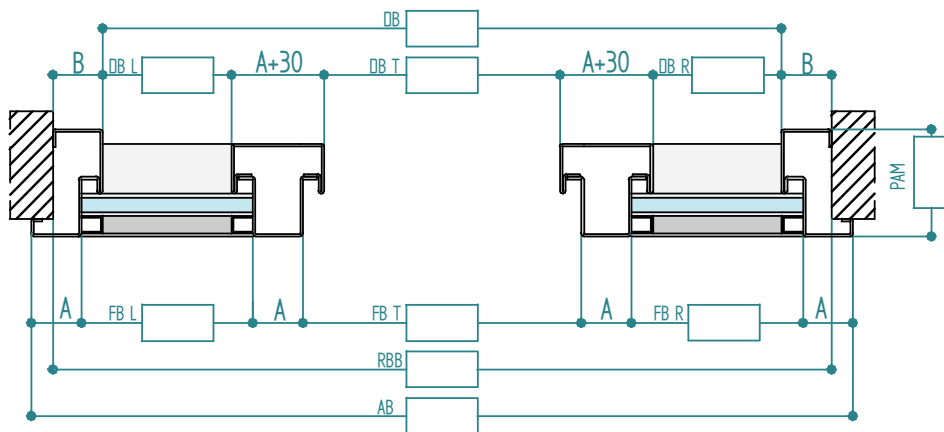
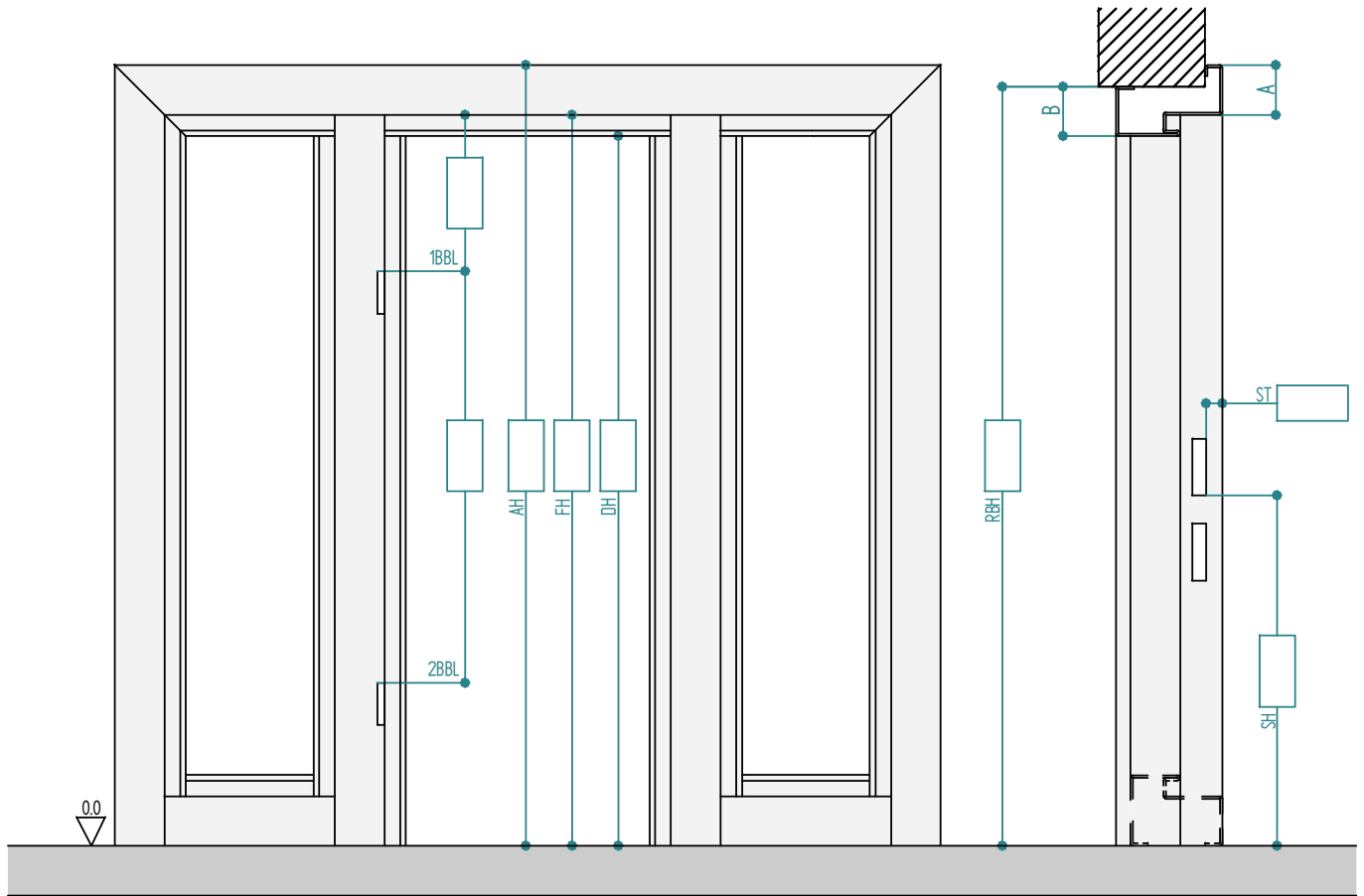




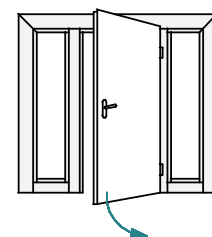
Lx



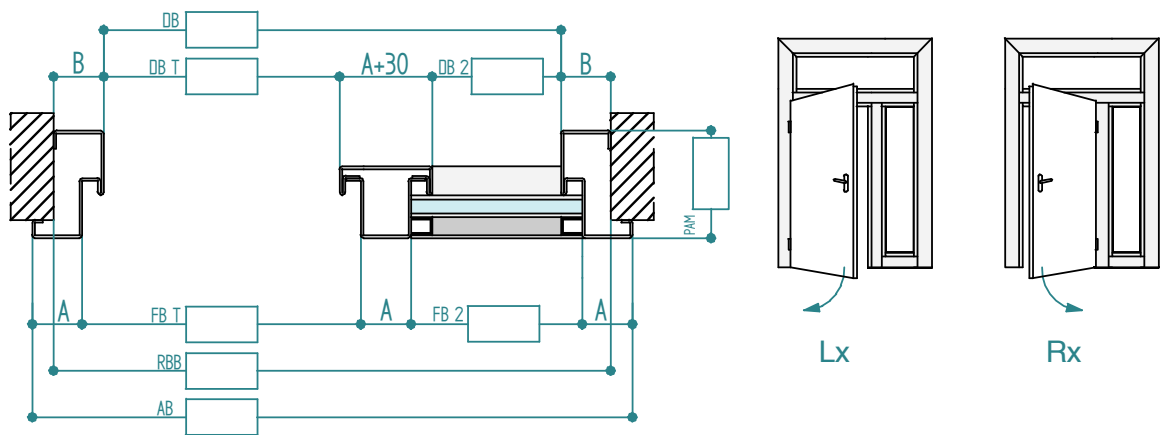
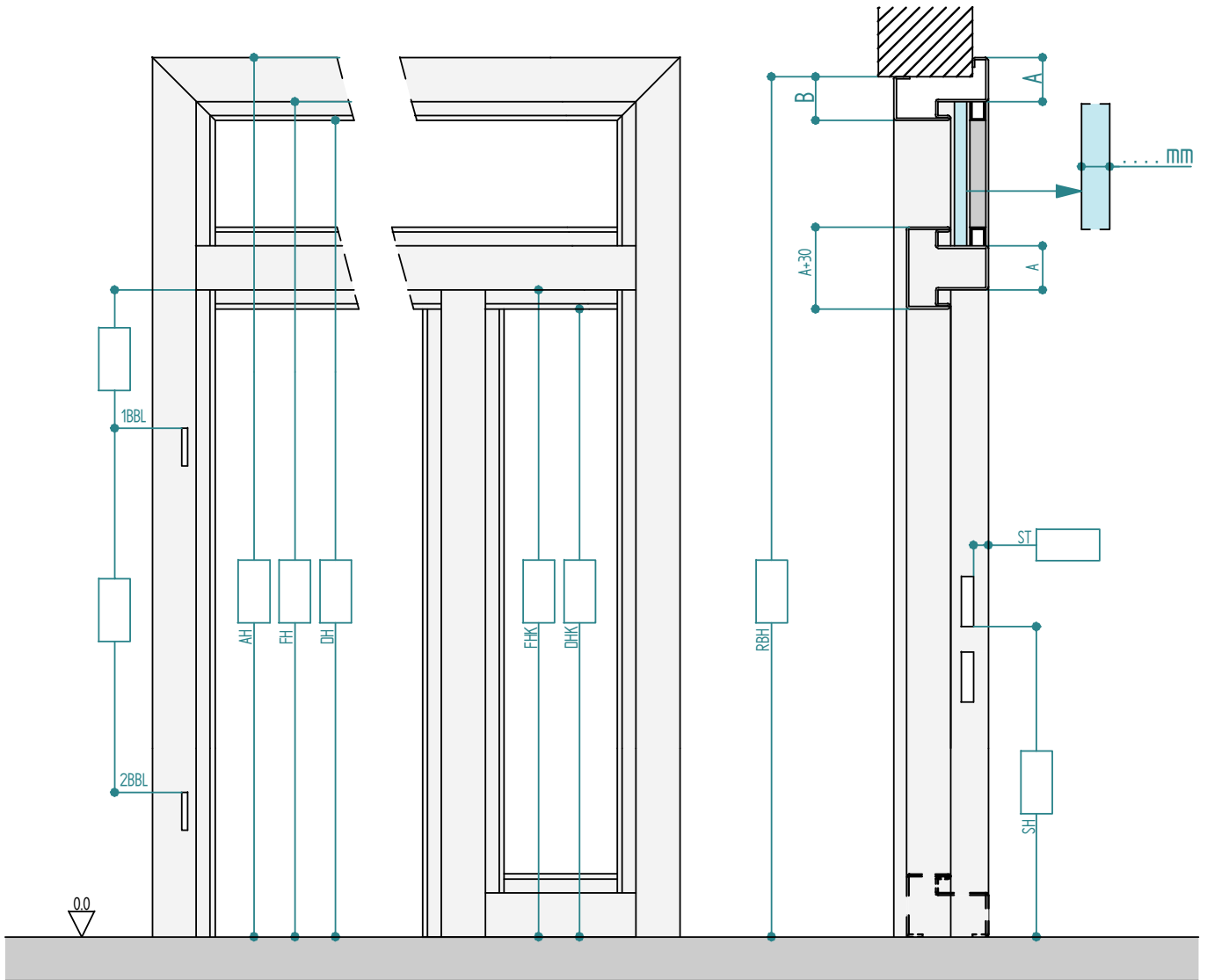
Rx

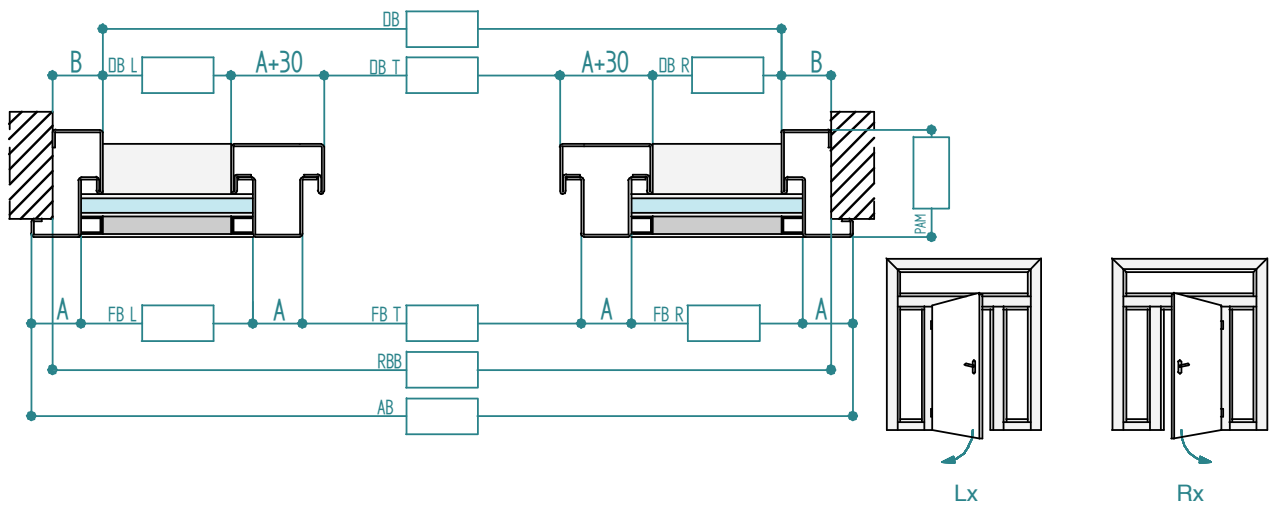
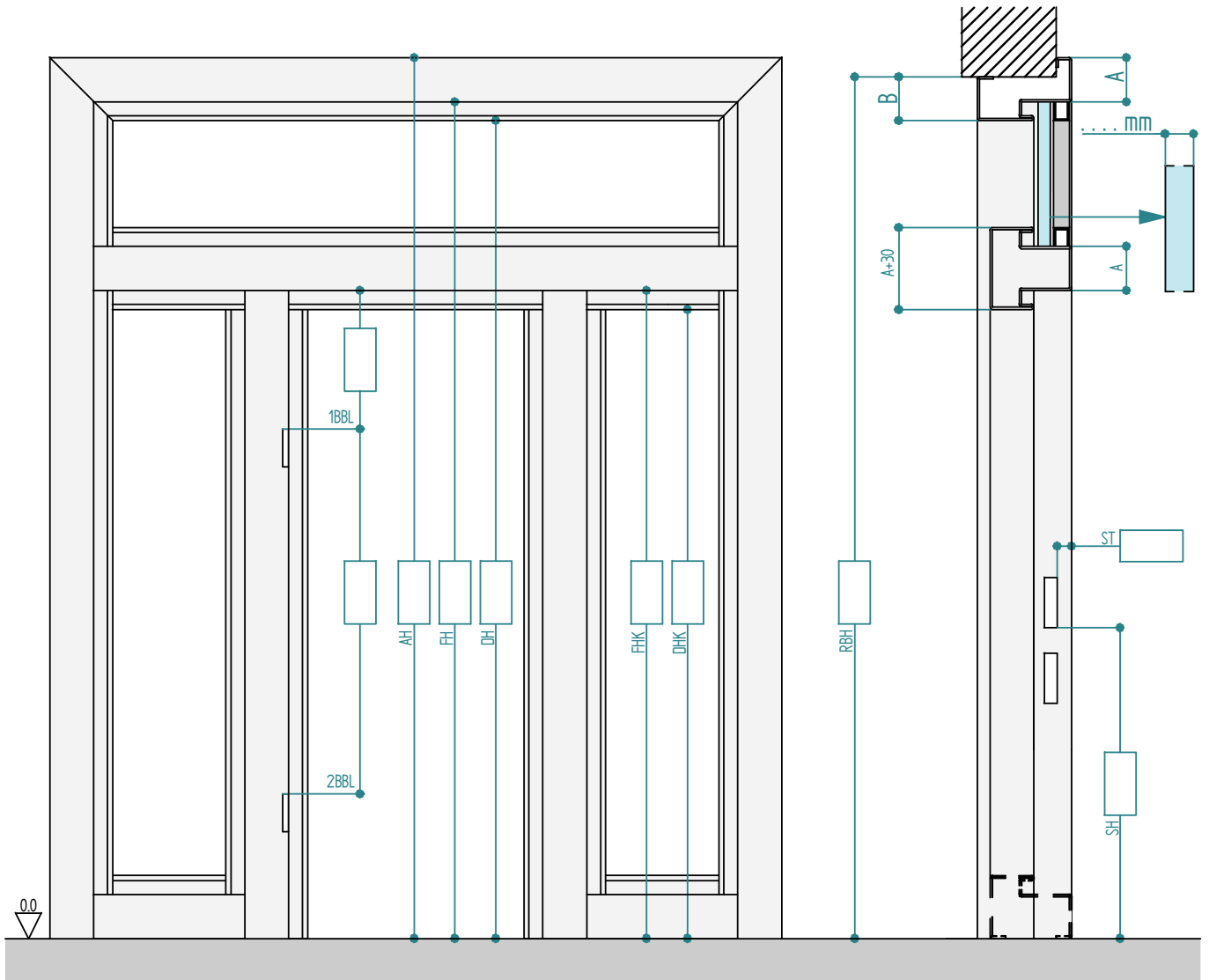


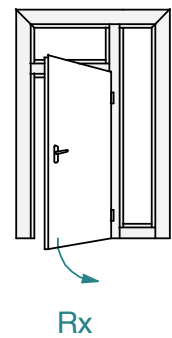
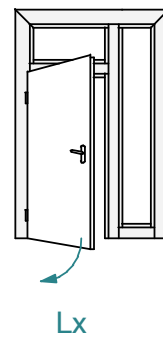
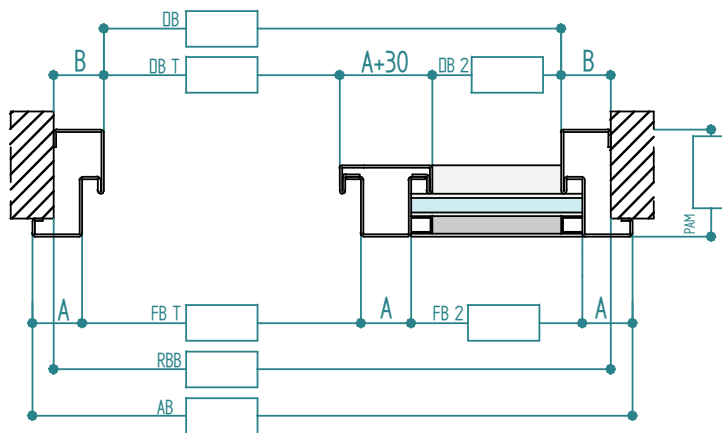
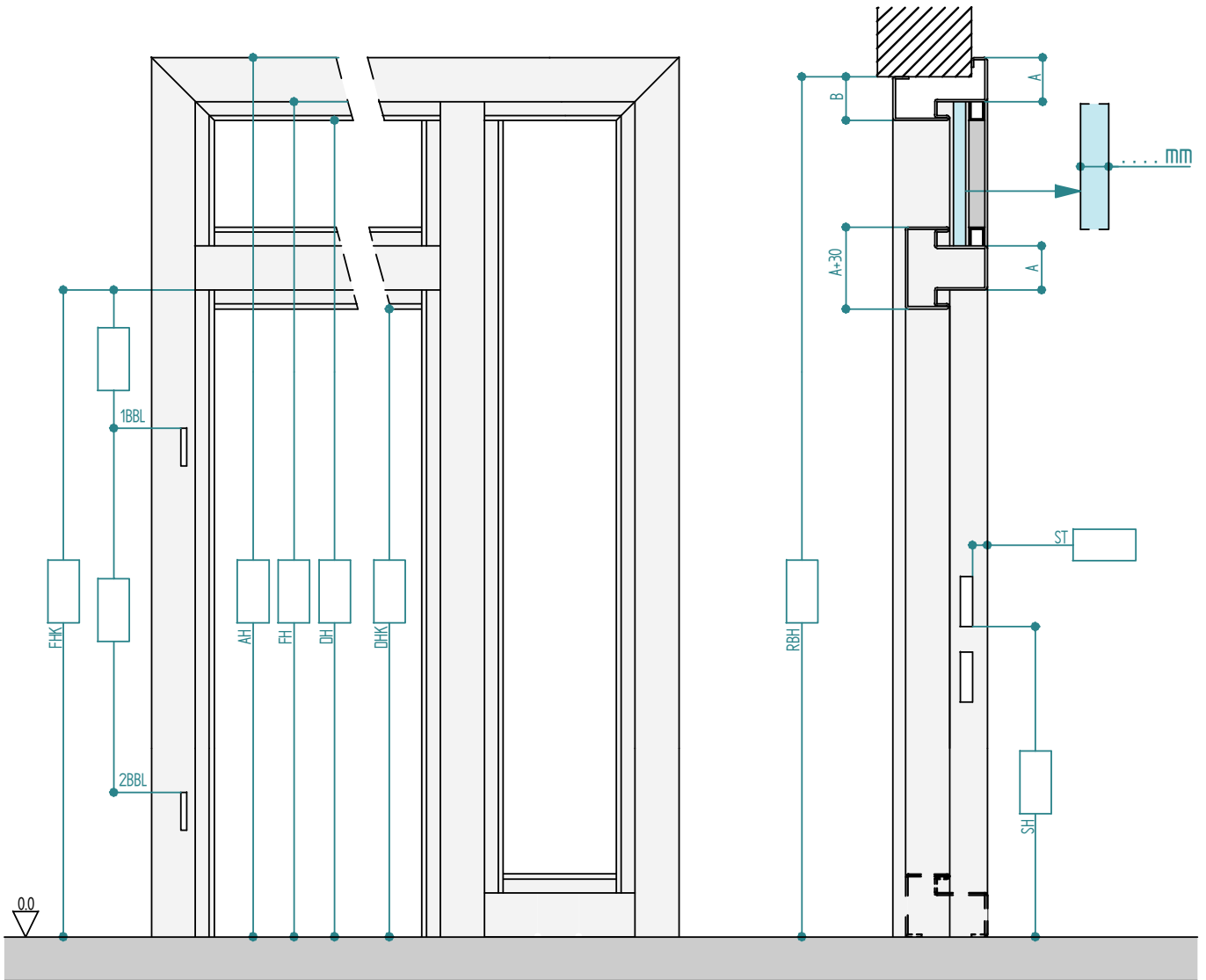
Lx

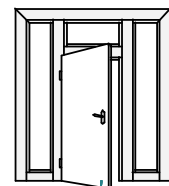
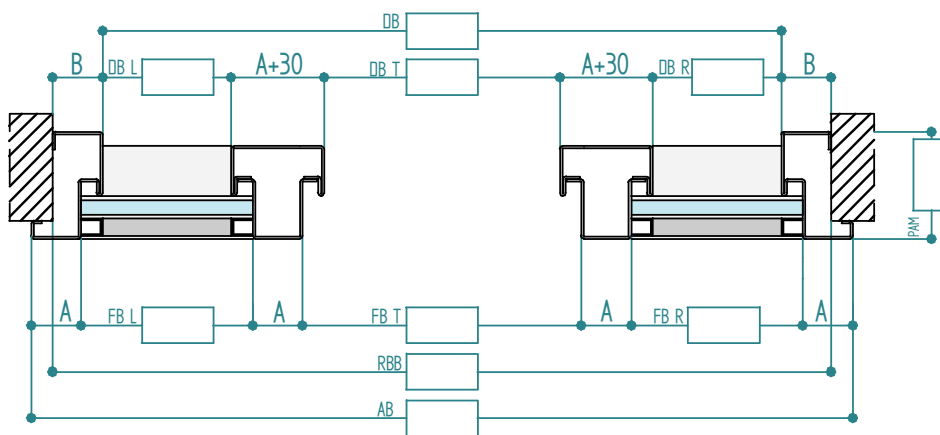
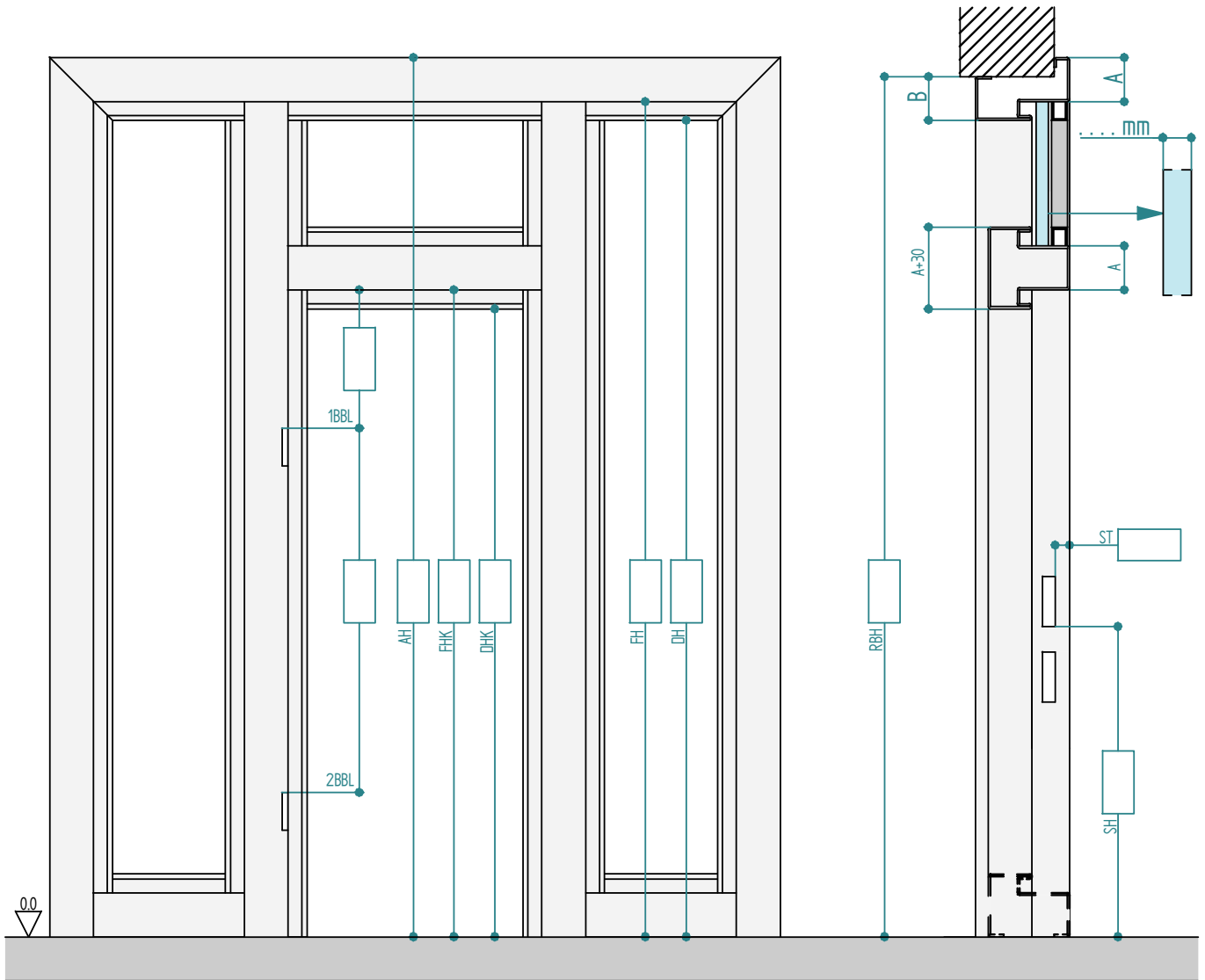


Rx

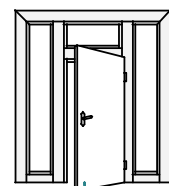




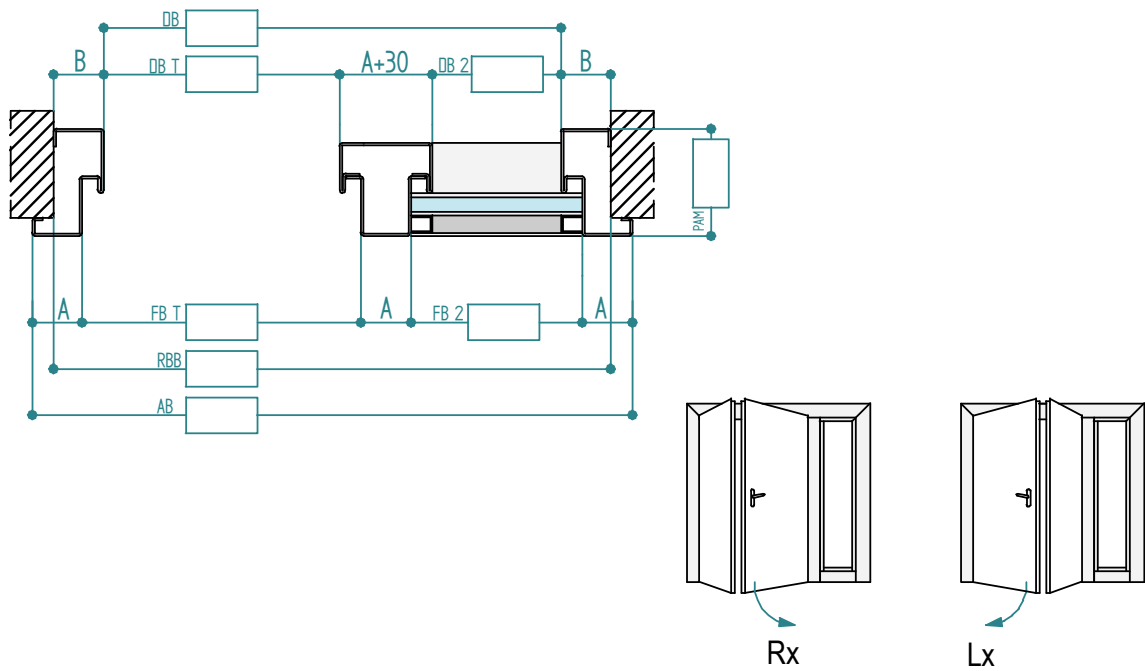
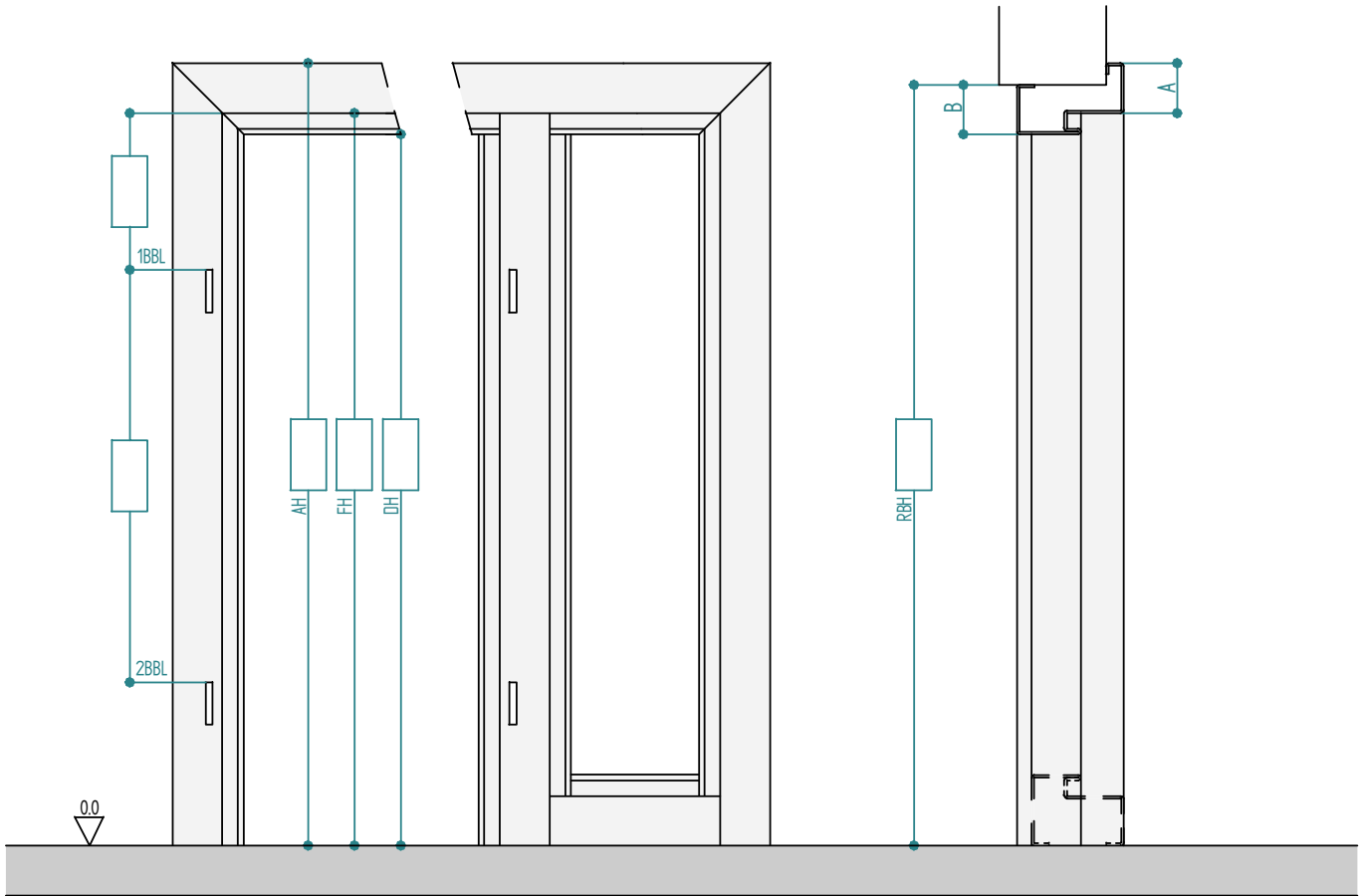


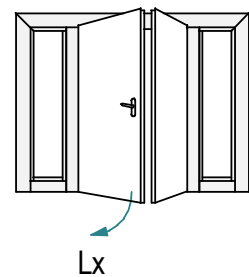
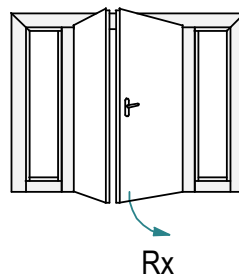
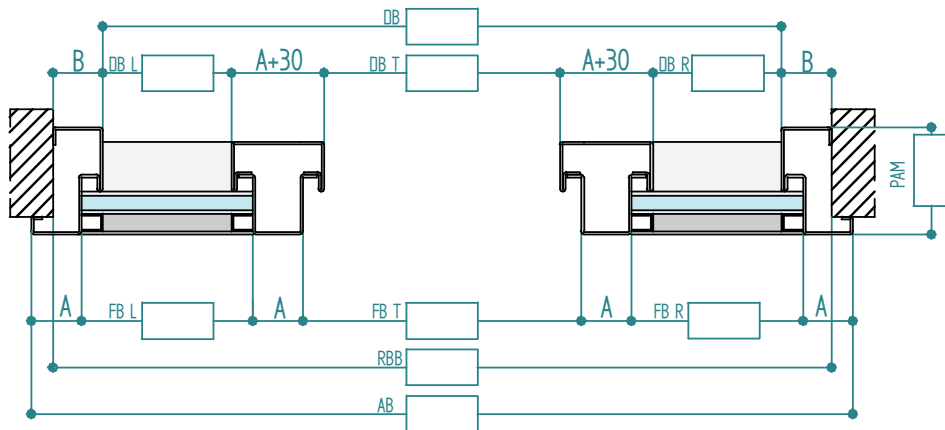
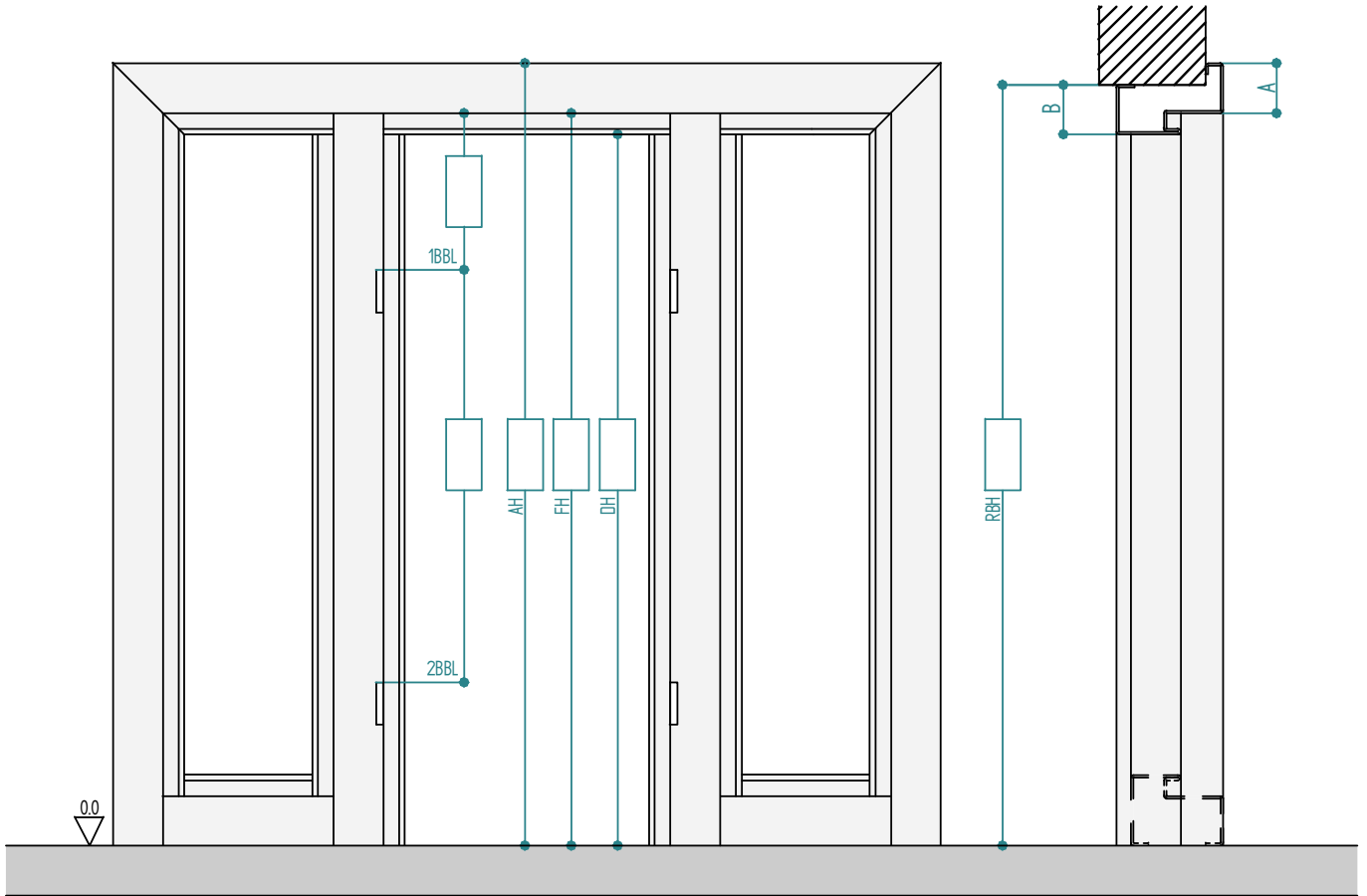


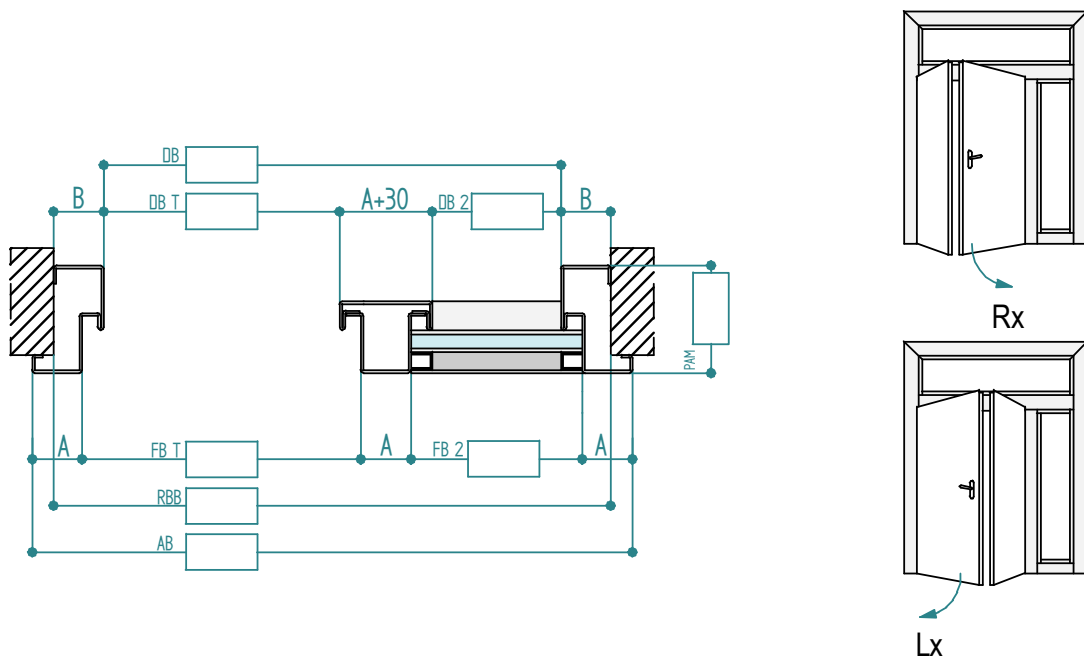
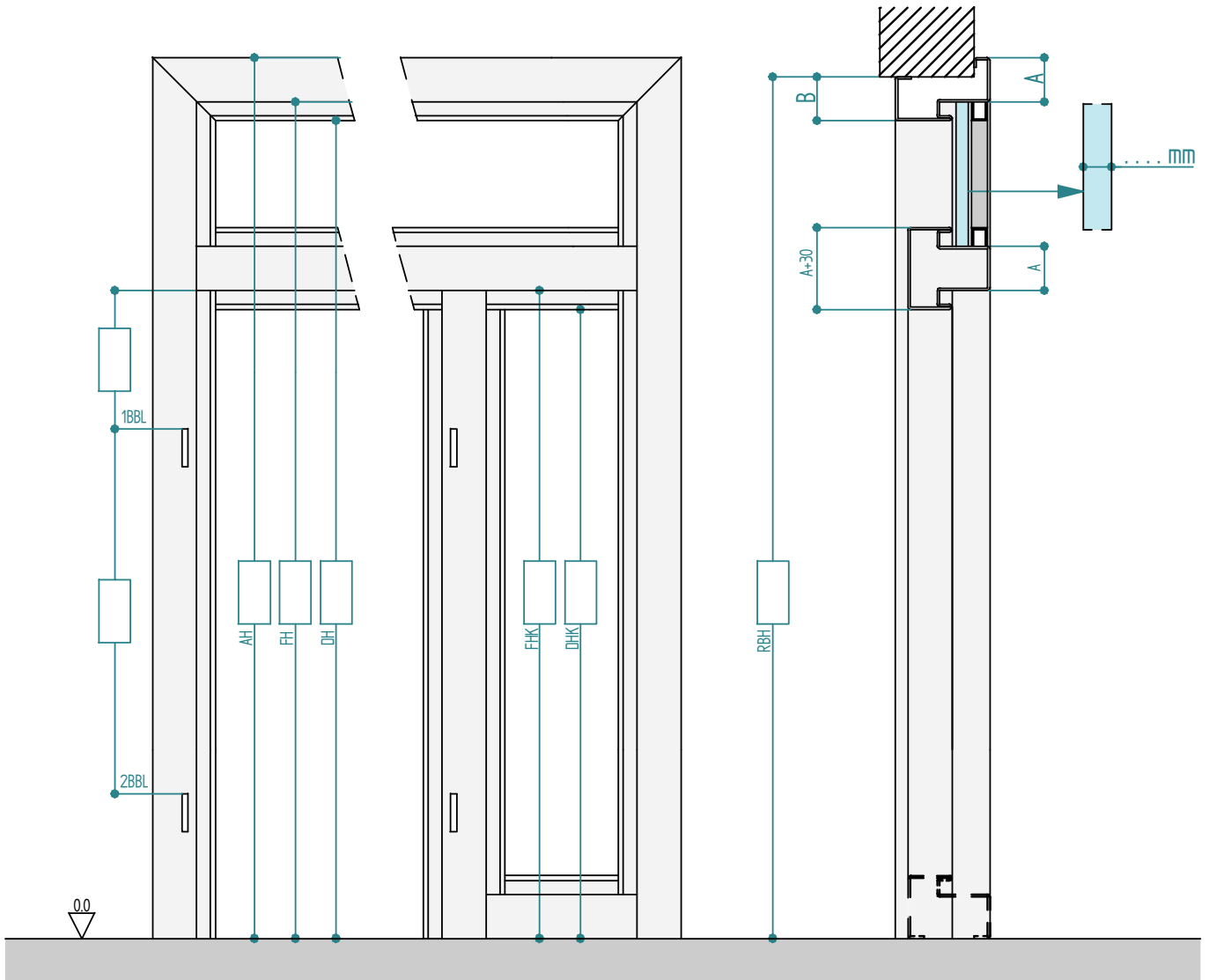
Lx

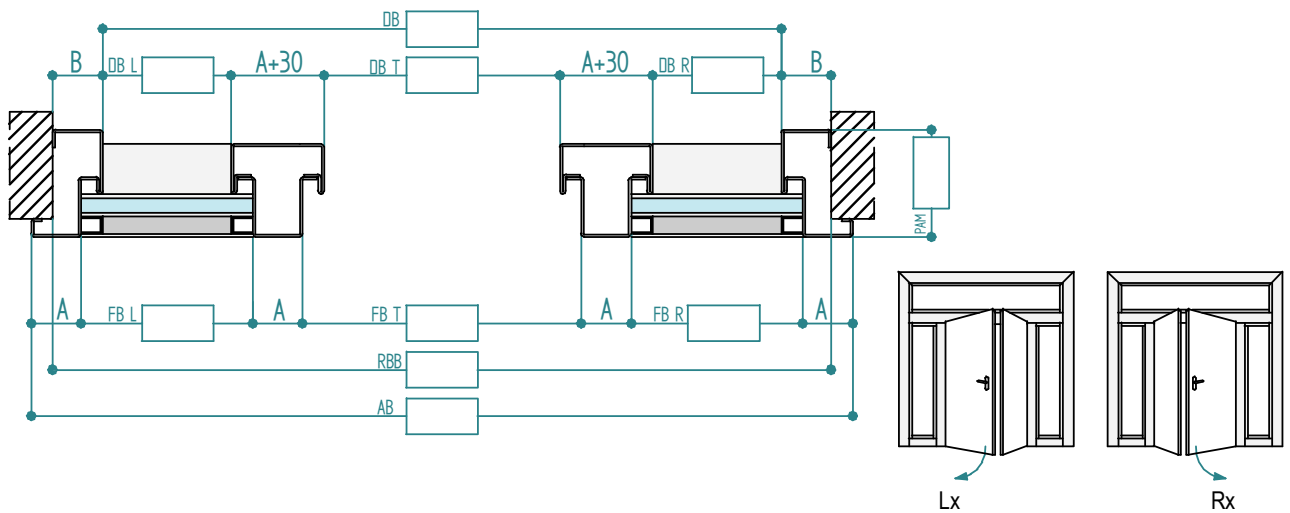
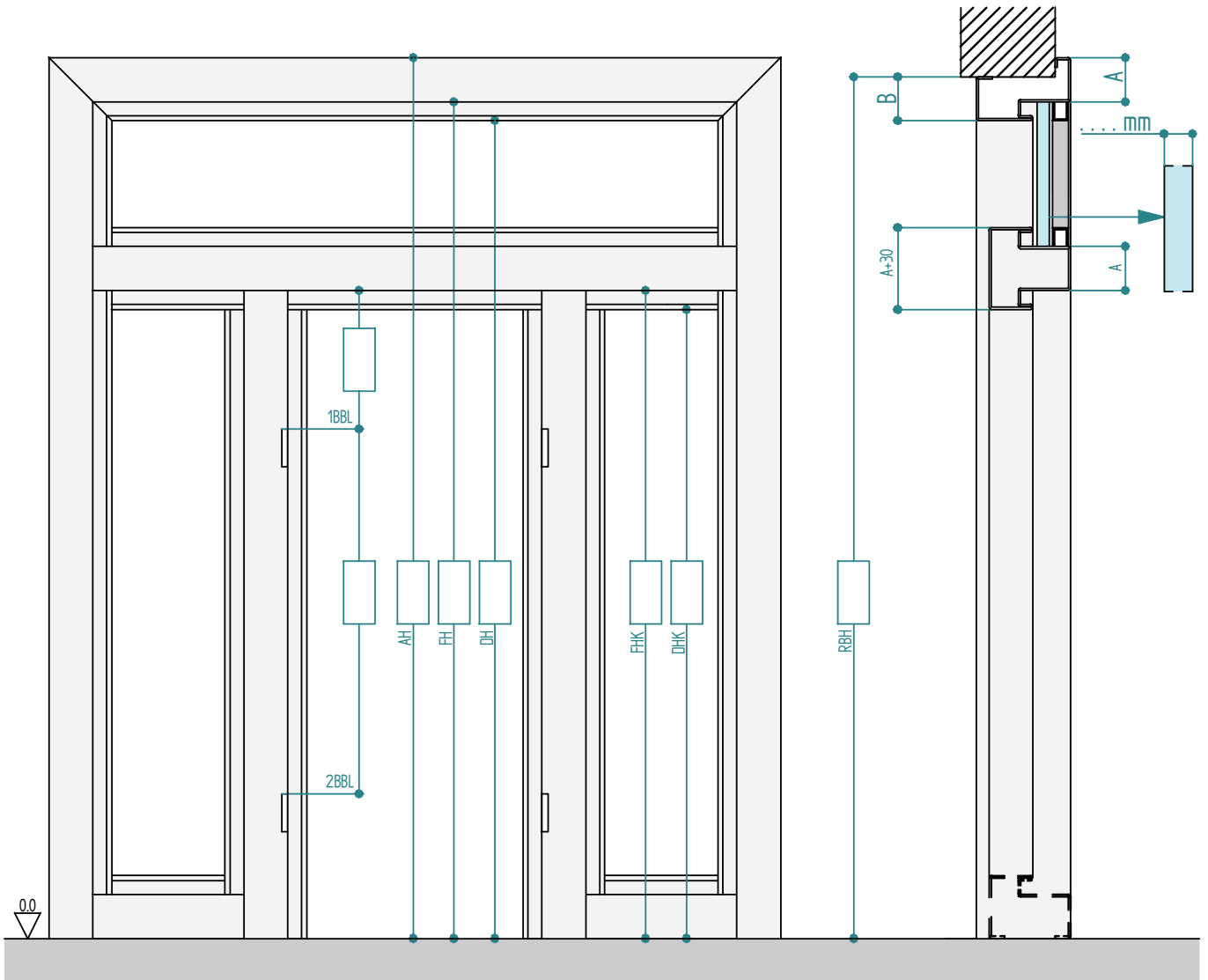


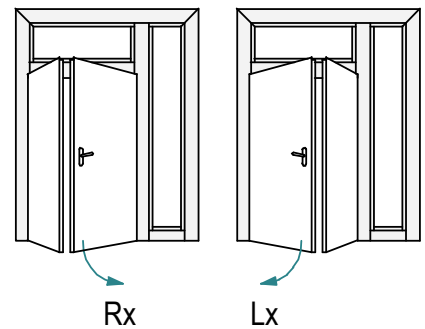
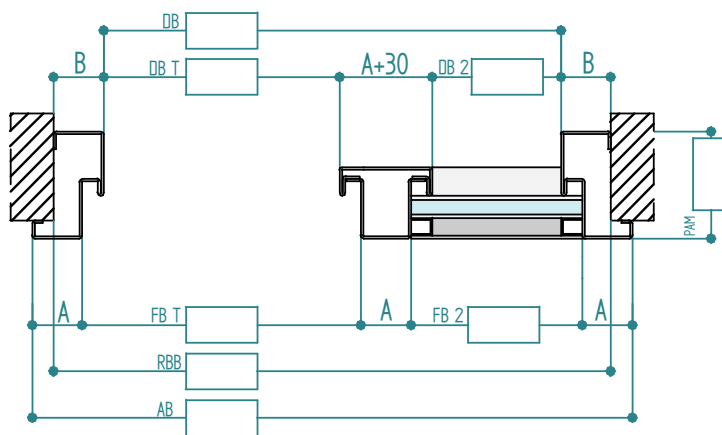
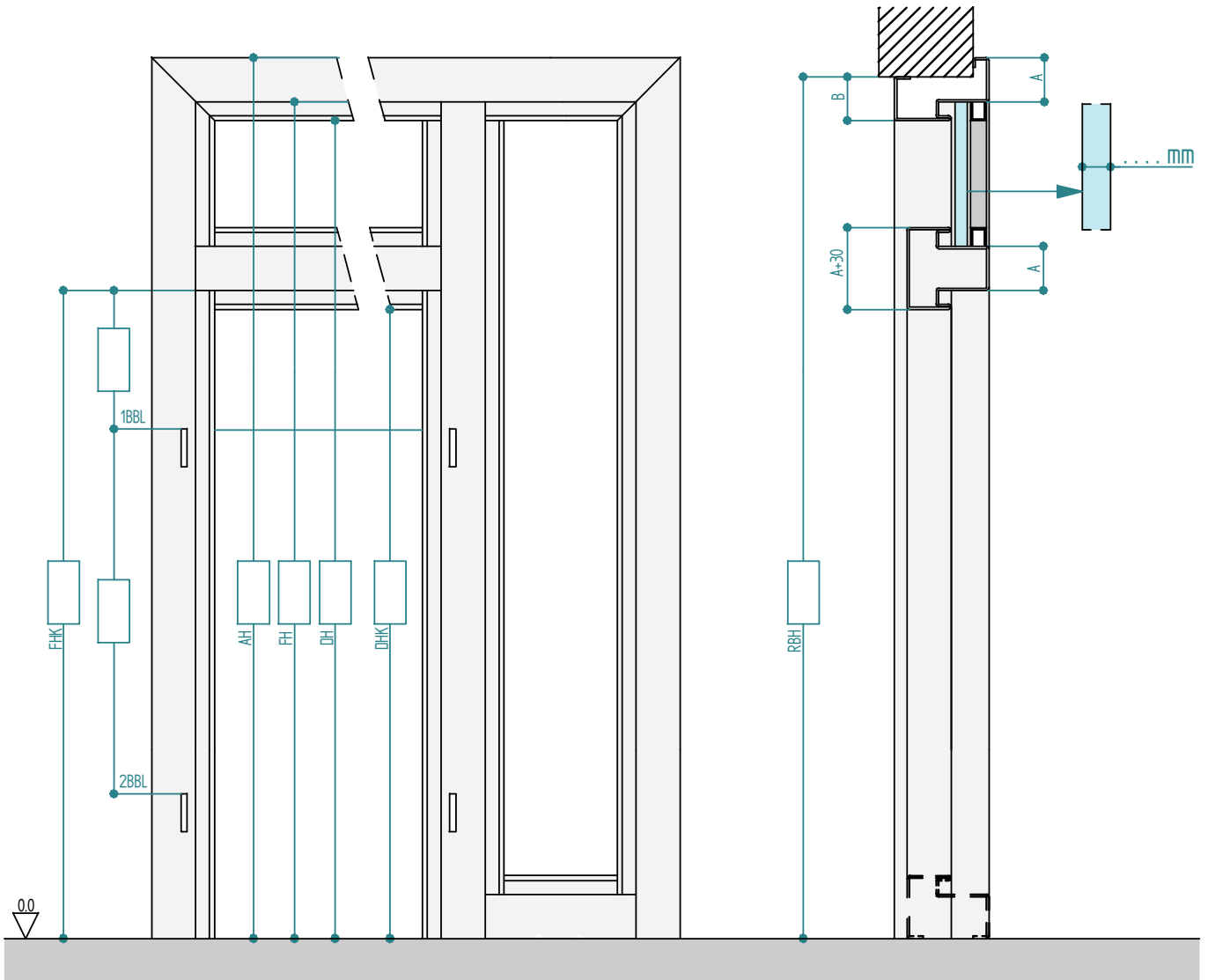
Rx

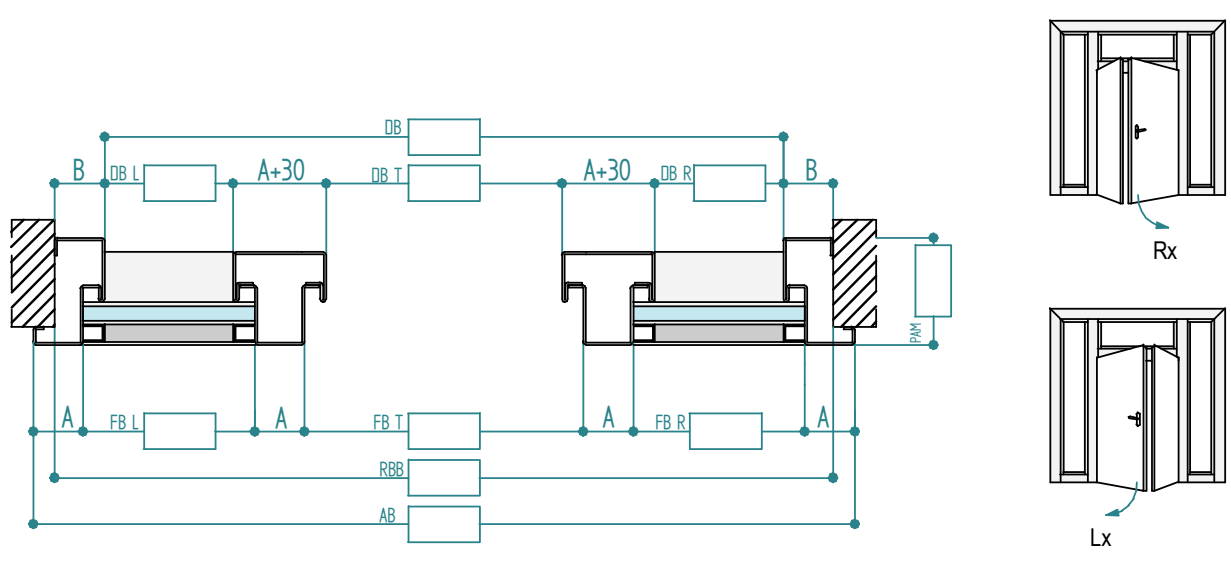
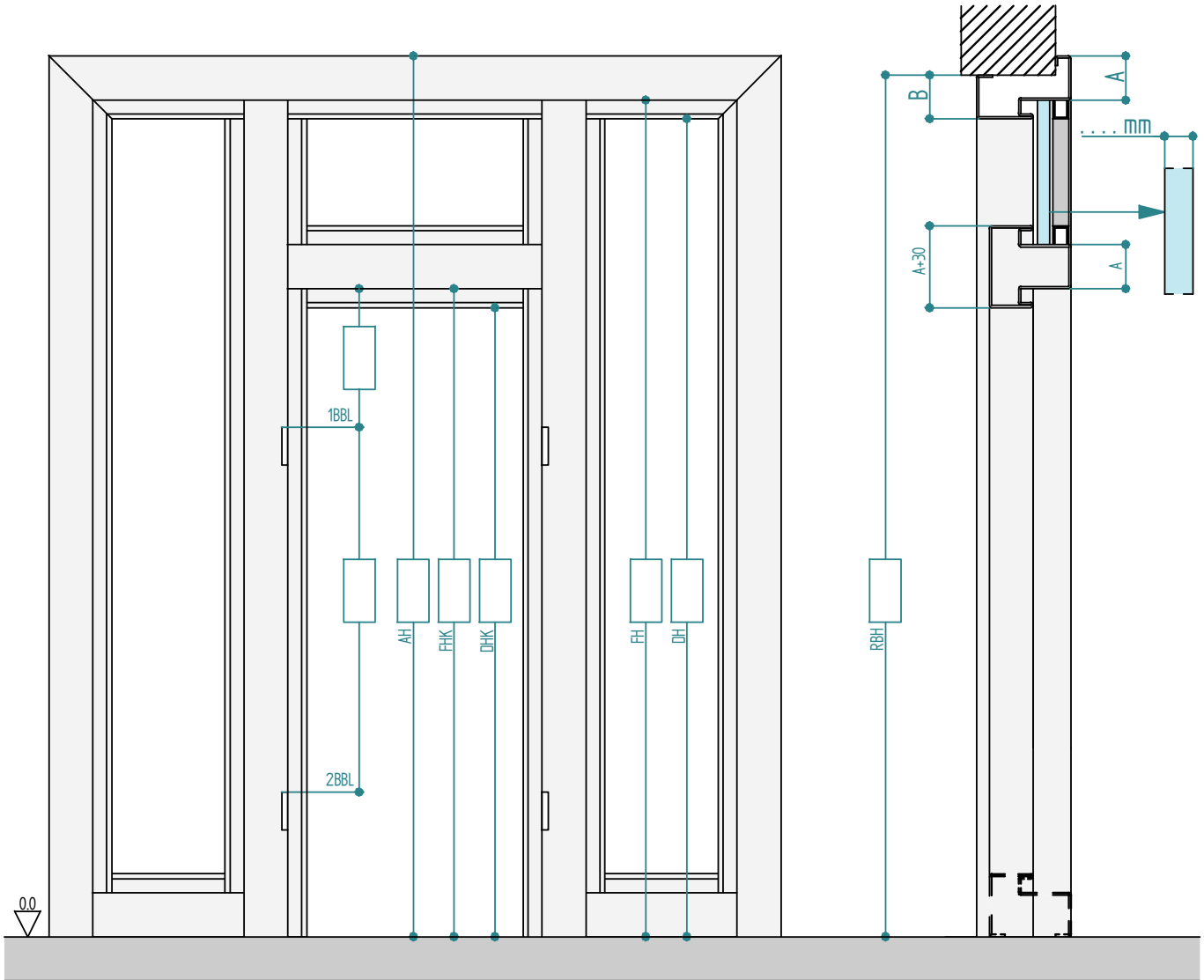


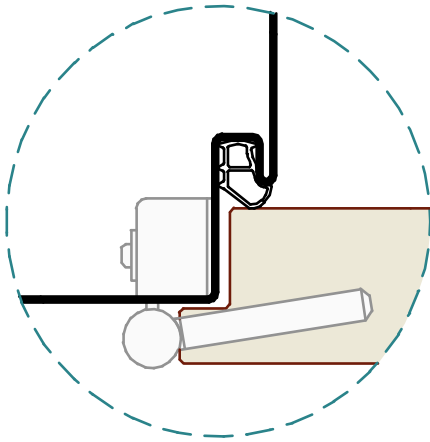




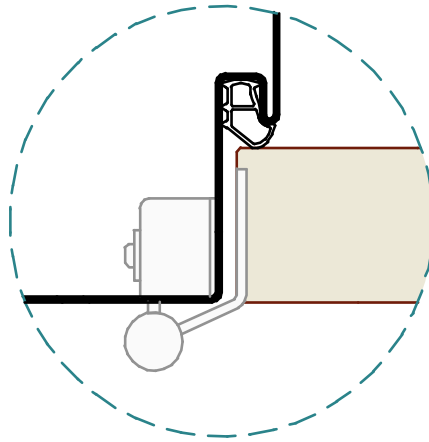




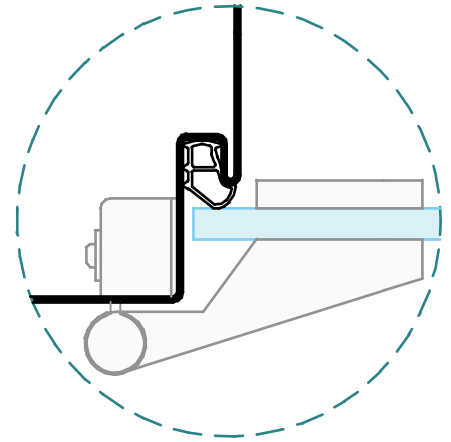




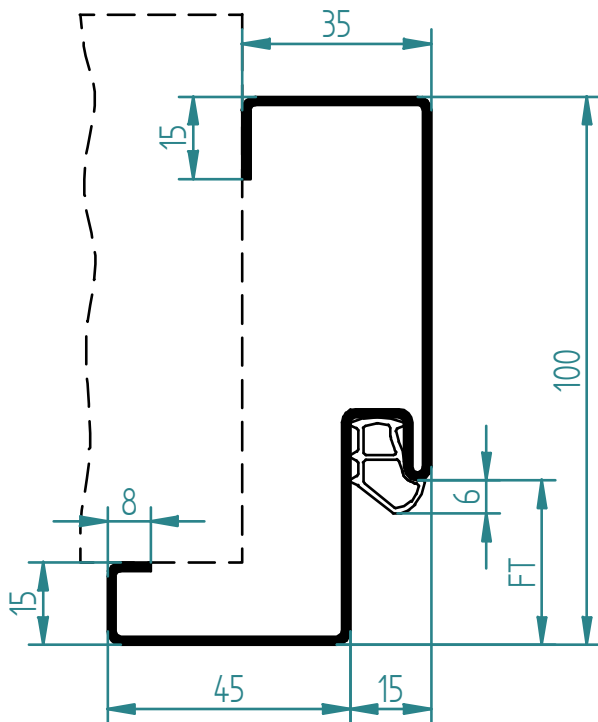
gefälztes Türblatt
 porta a battuta
 rebated door



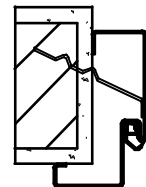
stumpfes Türblatt
 porta a filo senza battuta
 flush door



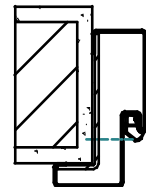
Ganzglastür
 porta in cristallo
 glass door

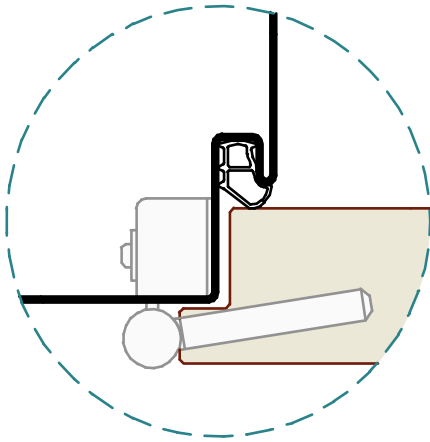


Befestigung mit Maueranker
 fissaggio con zanca a muro
 fitting with concrete

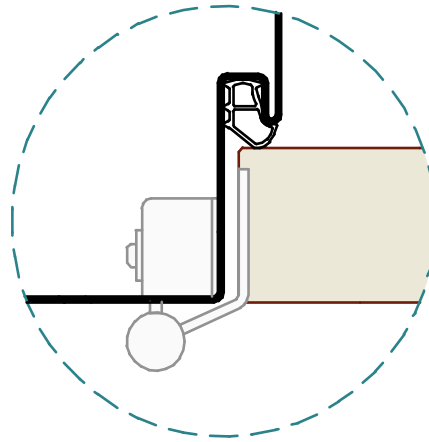


Befestigung mit "L" Befestigungslasche
 fissaggio con staffa di fissaggio a "L"
 fitting with "L" bracket

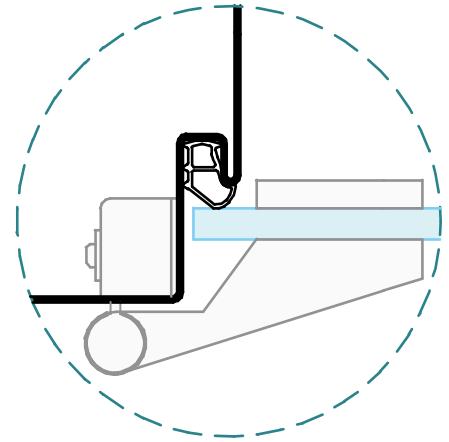




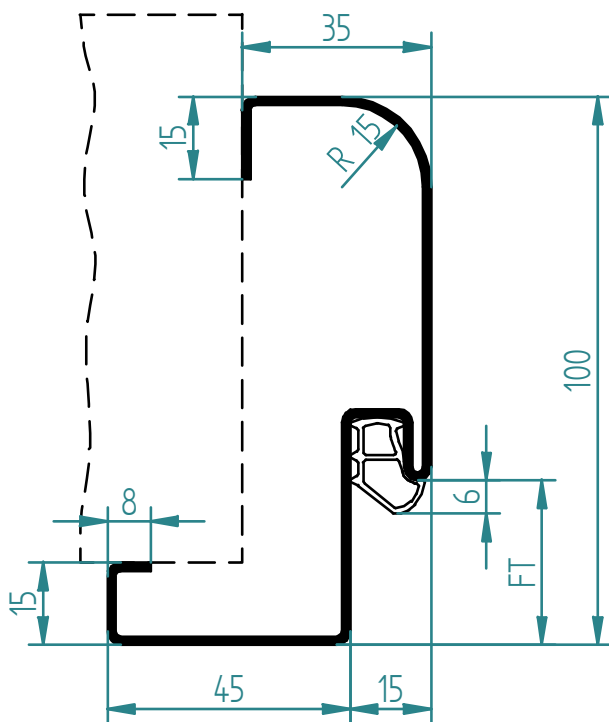
gefälztes Türblatt
 porta a battuta
 rebated door



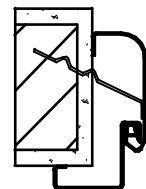
stumpfes Türblatt
 porta a filo senza battuta
 flush door



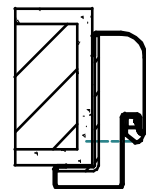
Ganzglastür
 porta in cristallo
 glass door

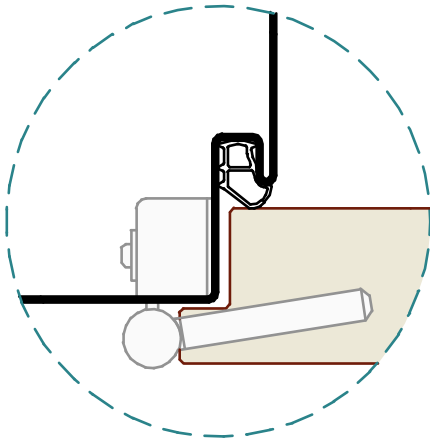


Befestigung mit Maueranker
 fissaggio con zanca a muro
 fitting with concrete

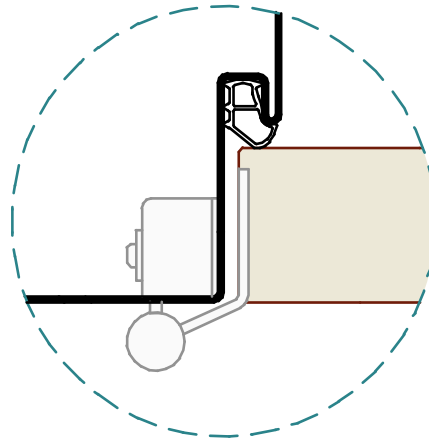


Befestigung mit "L" Befestigungslasche
 fissaggio con staffa di fissaggio a "L"
 fitting with "L" bracket

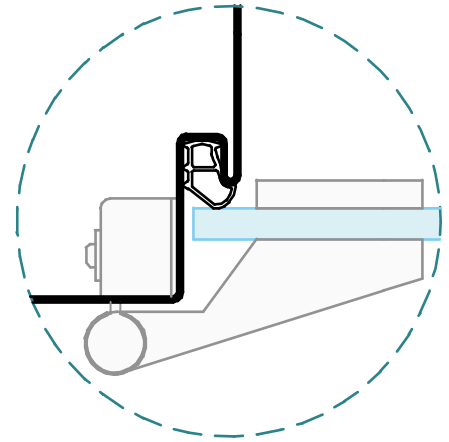




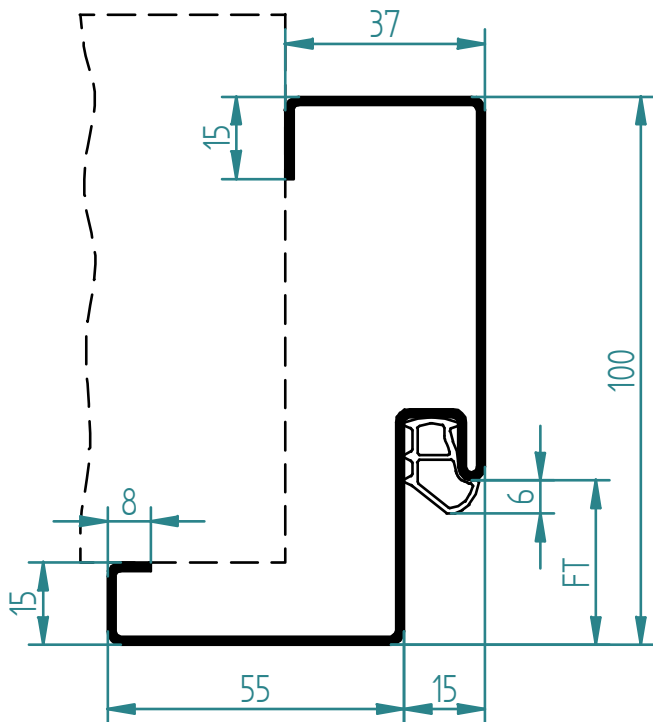
gefälztes Türblatt
 porta a battuta
 rebated door



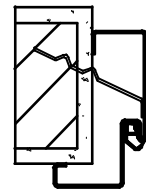
stumpfes Türblatt
 porta a filo senza battuta
 flush door



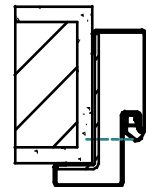
Ganzglastür
 porta in cristallo
 glass door

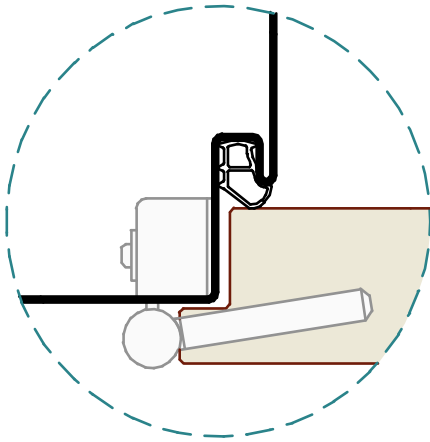


Befestigung mit Maueranker
 fissaggio con zanca a muro
 fitting with concrete

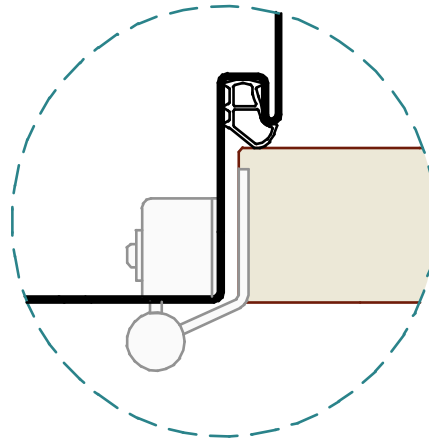


Befestigung mit "L" Befestigungslasche
 fissaggio con staffa di fissaggio a "L"
 fitting with "L" bracket

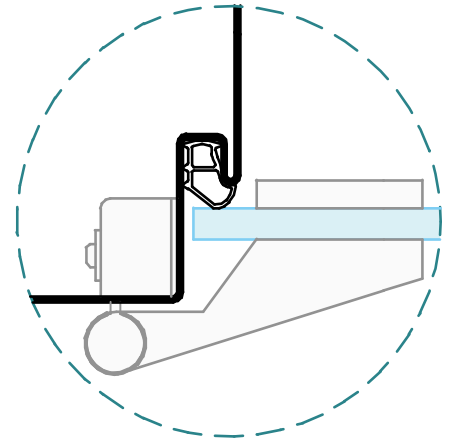




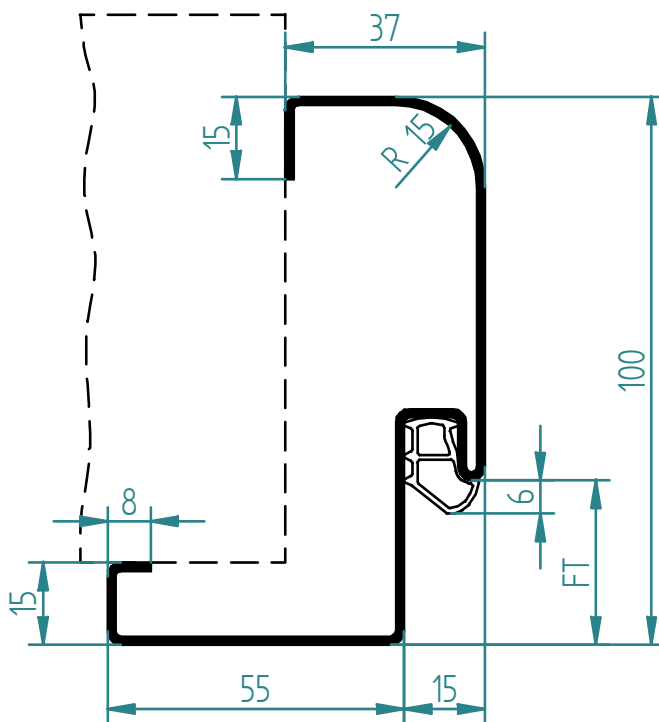
gefälztes Türblatt
 porta a battuta
 rebated door



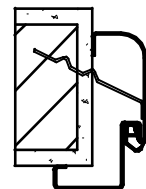
stumpfes Türblatt
 porta a filo senza battuta
 flush door



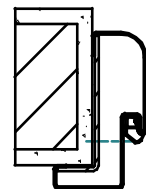
Ganzglastür
 porta in cristallo
 glass door

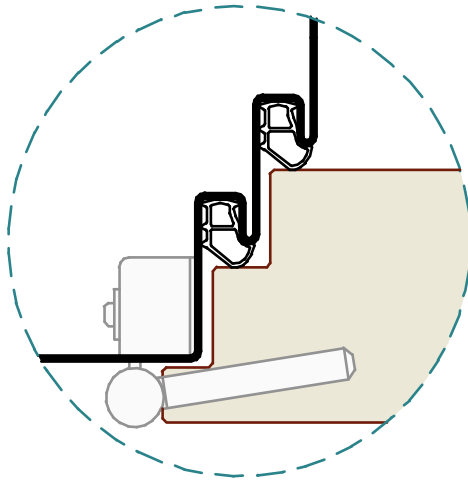


Befestigung mit Maueranker
 fissaggio con zanca a muro
 fitting with concrete

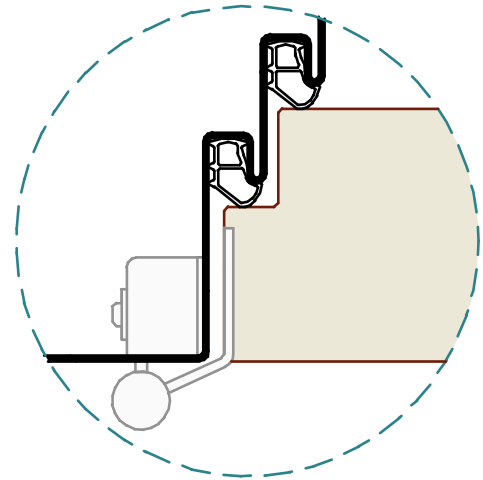


Befestigung mit "L" Befestigungslasche
 fissaggio con staffa di fissaggio a "L"
 fitting with "L" bracket

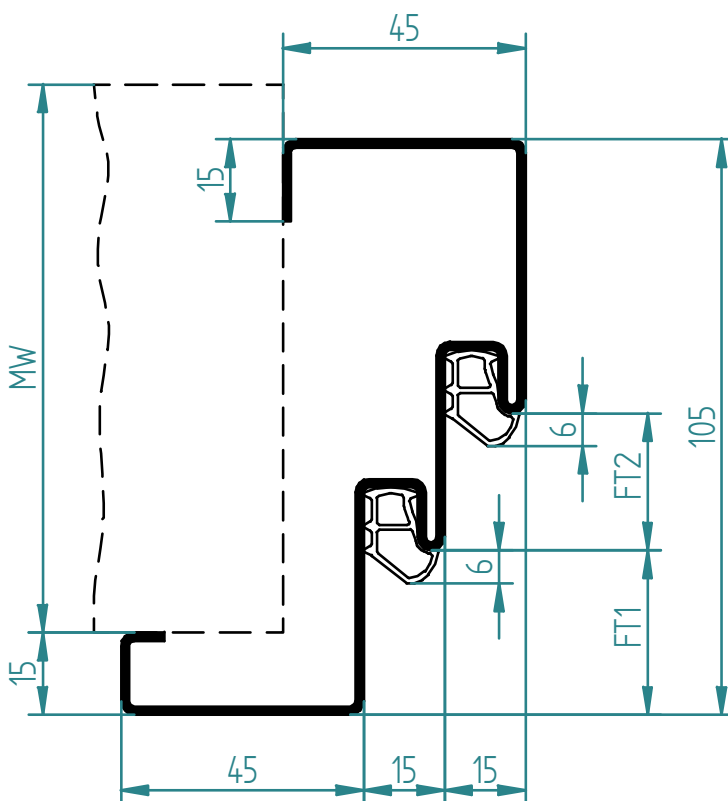




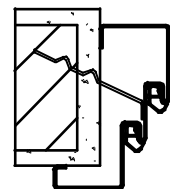
doppelt gefälztes Türblatt
 porta a doppia battuta
 double rebated door



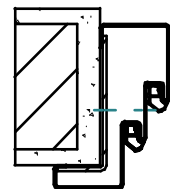
stumpf gefälztes Türblatt
 porta a filo con battuta
 flush rebated door

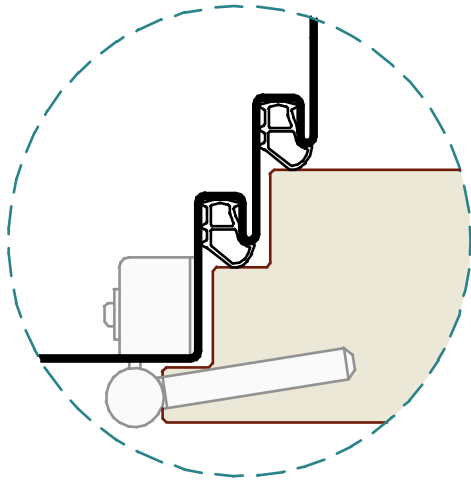


Befestigung mit Maueranker
 fissaggio con zanca a muro
 fitting with concrete

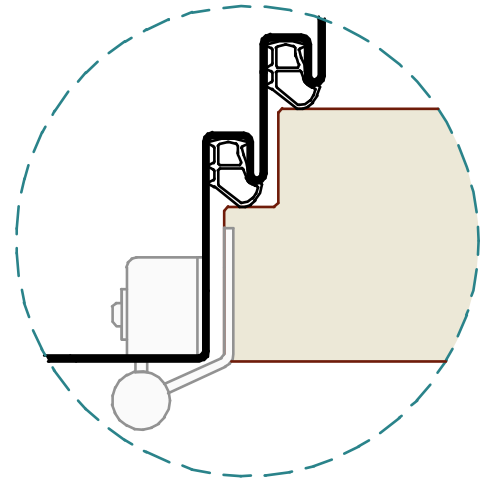


Befestigung mit "L" Befestigungslasche
 fissaggio con staffa di fissaggio a "L"
 fitting with "L" bracket

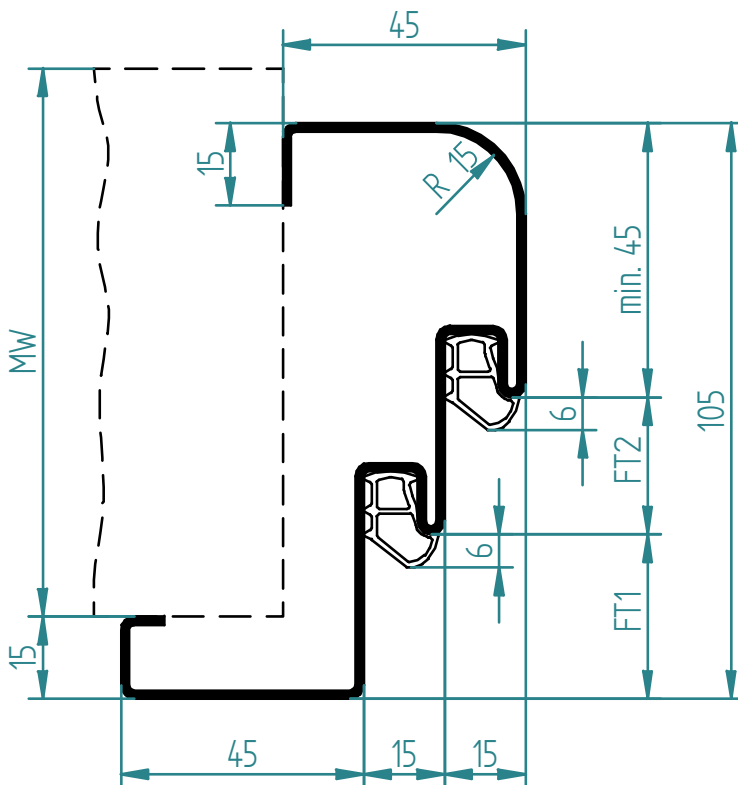




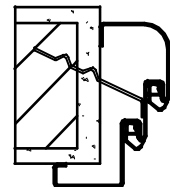
doppelt gefälztes Türblatt
 porta a doppia battuta
 double rebated door



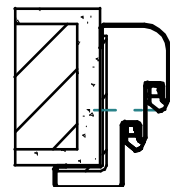
stumpf gefälztes Türblatt
 porta a filo con battuta
 flush rebated door

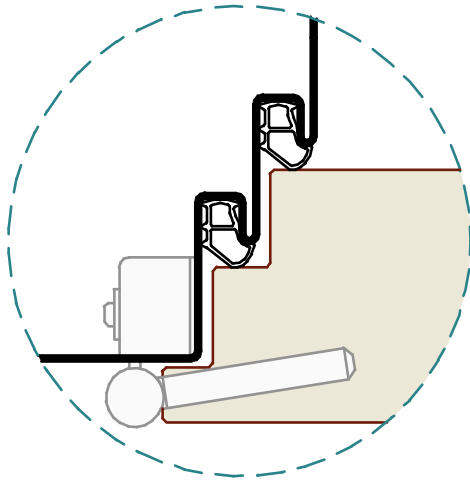


Befestigung mit Maueranker
 fissaggio con zanca a muro
 fitting with concrete

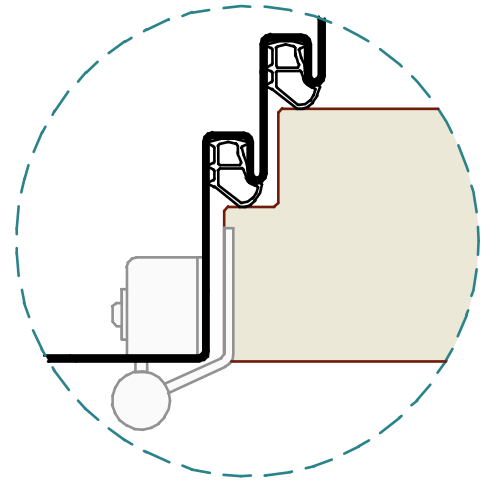


Befestigung mit "L" Befestigungslasche
 fissaggio con staffa di fissaggio a "L"
 fitting with "L" bracket

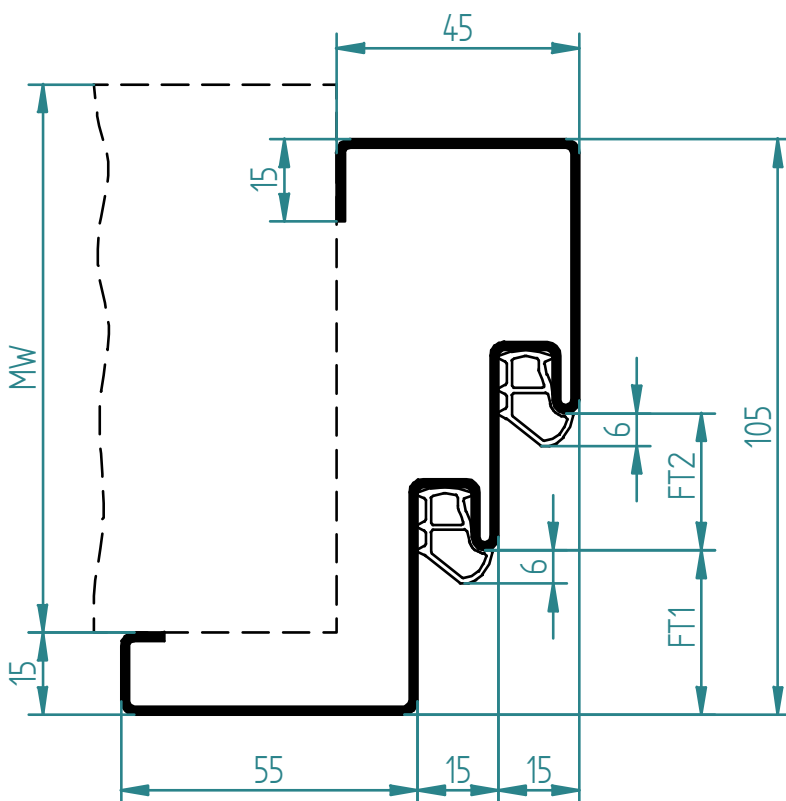




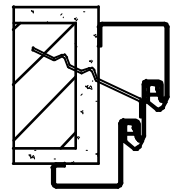
doppelt gefälztes Türblatt
porta a doppia battuta
double rebated door



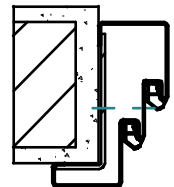
stumpf gefälztes Türblatt
porta a filo con battuta
flush rebated door

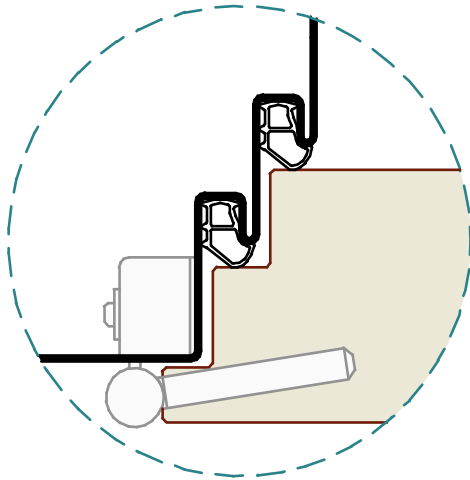


Befestigung mit Maueranker
fissaggio con zanca a muro
fitting with concrete

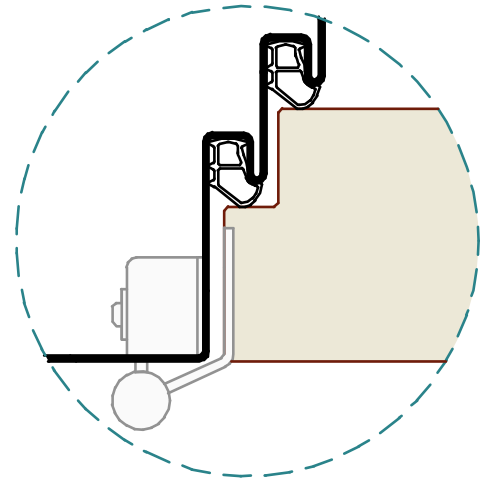


Befestigung mit "L" Befestigungsclasse
fissaggio con staffa di fissaggio a "L"
fitting with "L" bracket

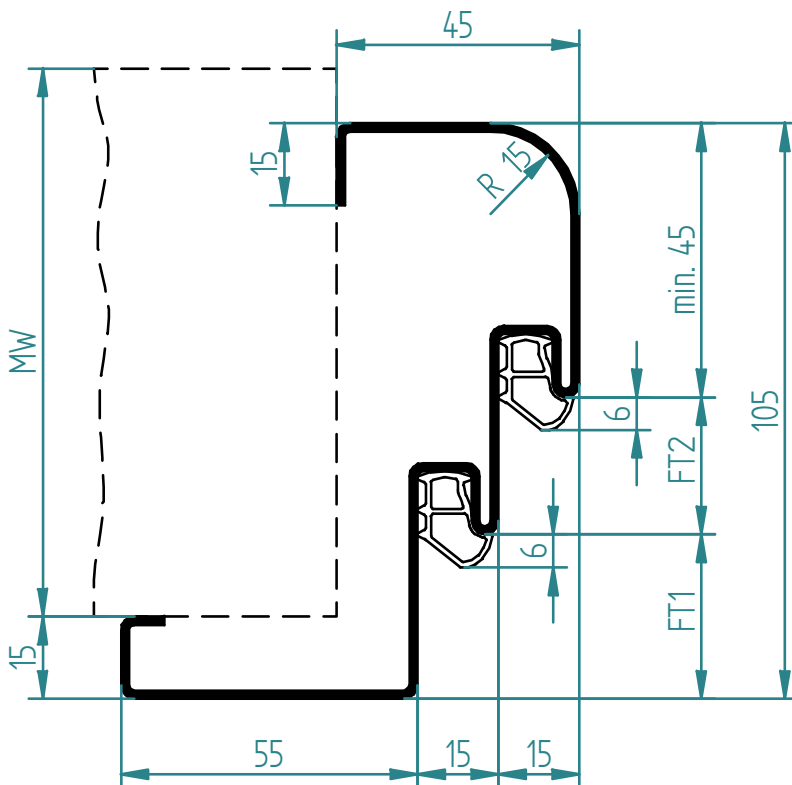




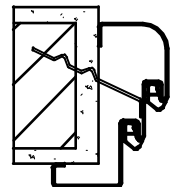
doppelt gefälztes Türblatt
 porta a doppia battuta
 double rebated door



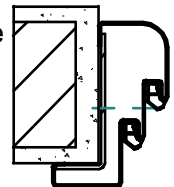
stumpf gefälztes Türblatt
 porta a filo con battuta
 flush rebated door

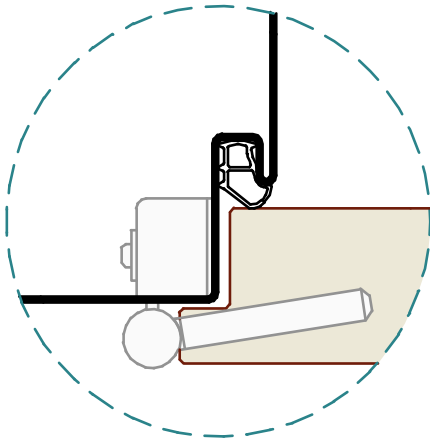


Befestigung mit Maueranker
 fissaggio con zanca a muro
 fitting with concrete

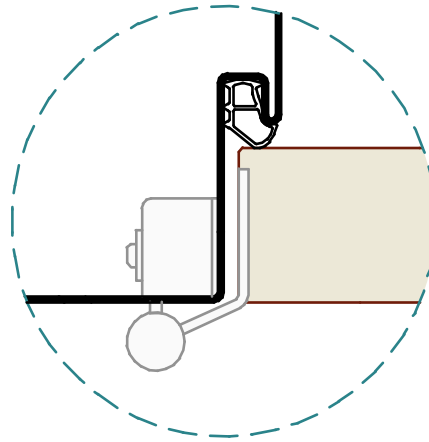


Befestigung mit "L" Befestigungsclasse
 fissaggio con staffa di fissaggio a "L"
 fitting with "L" bracket

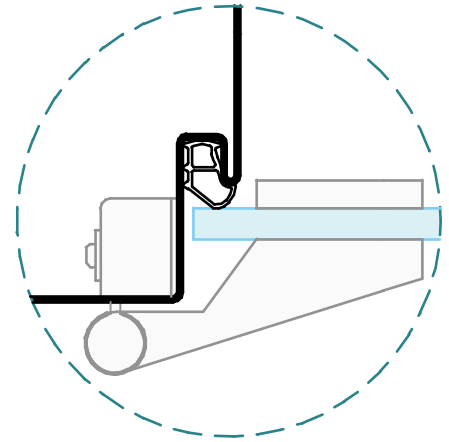




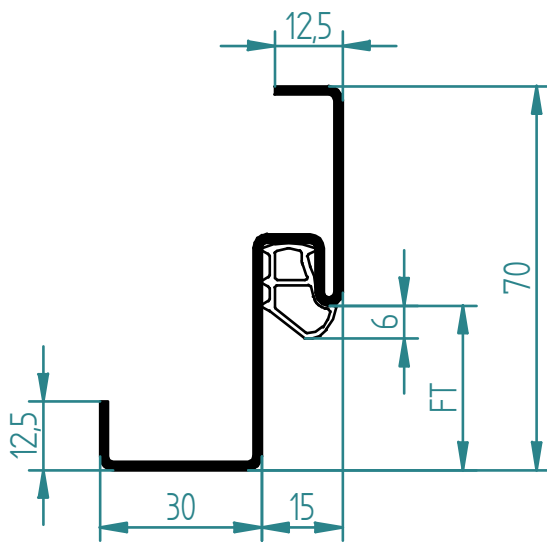
gefälztes Türblatt
 porta con battuta
 rebated door



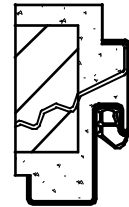
stumpfes Türblatt
 porta a filo senza battuta
 flush door



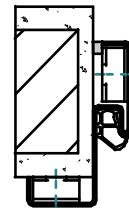
Ganzglastür
 porta in cristallo
 Glass door

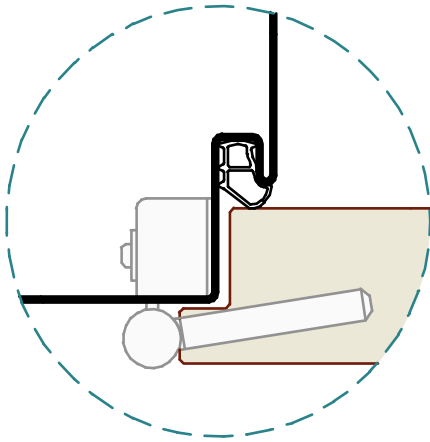


Montage zum Einmörteln im Mauerwerk
 montaggio da immurare
 fitting with concrete

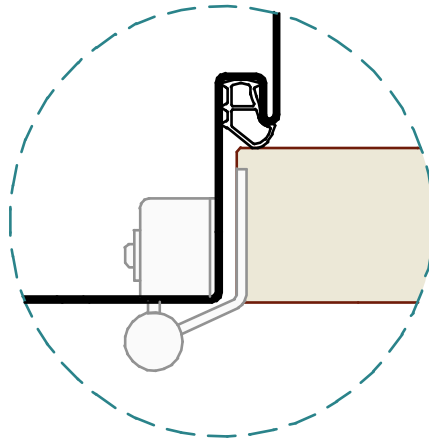


Montage zum Verdübeln im Mauerwerk
 montaggio da tassellare
 fitting with dowel

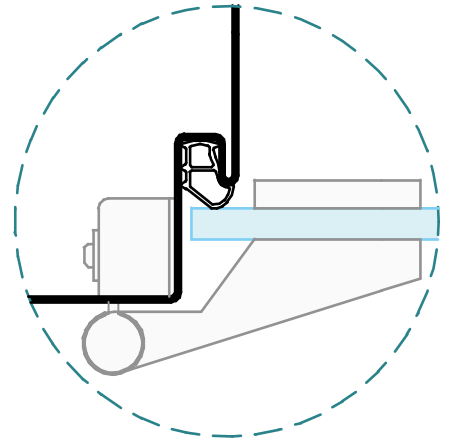




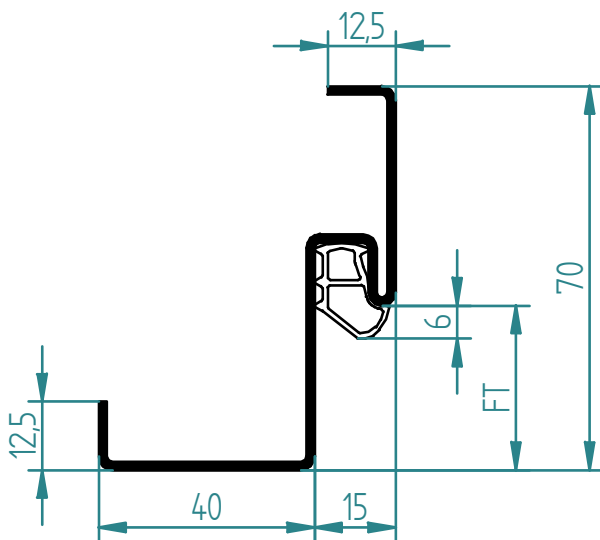
gefälztes Türblatt
 porta con battuta
 rebated door



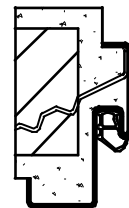
stumpfes Türblatt
 porta a filo senza battuta
 flush door



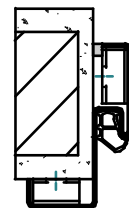
Ganzglastür
 porta in cristallo
 Glass door

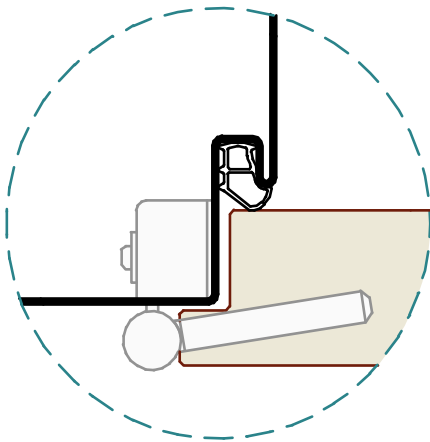


Montage zum Einmörteln im Mauerwerk
 montaggio da immurare
 fitting with concrete

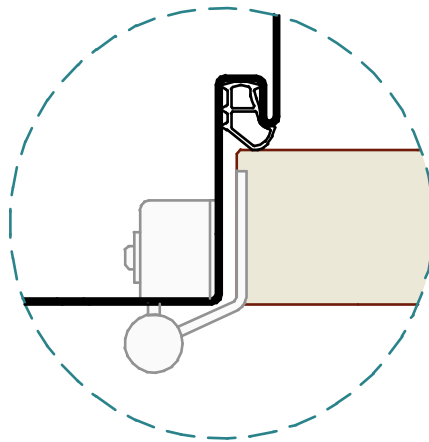


Montage zum Verdübeln im Mauerwerk
 montaggio da tassellare
 fitting with dowel

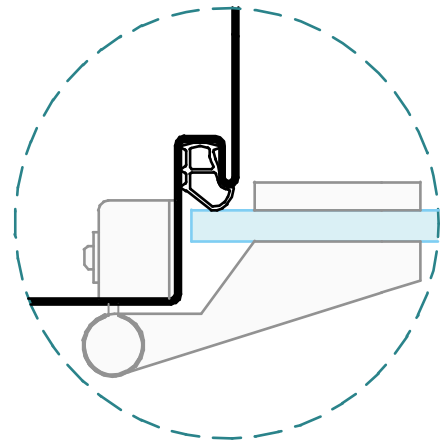




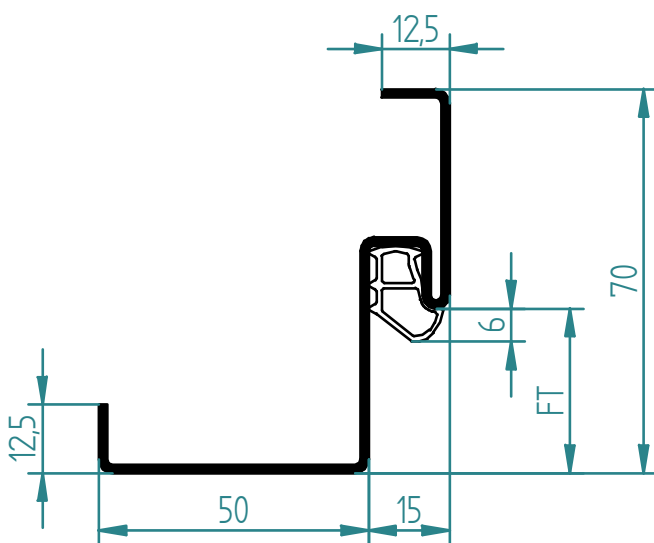
gefälztes Türblatt
 porta con battuta
 rebated door



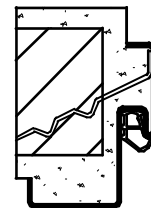
stumpfes Türblatt
 porta a filo senza battuta
 flush door



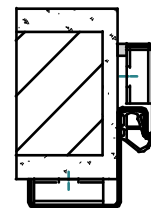
Ganzglastür
 porta in cristallo
 Glass door

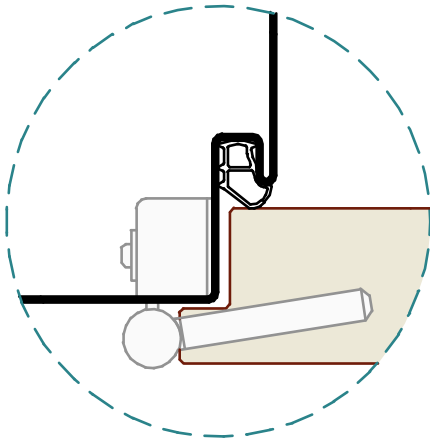


Montage zum Einmörteln im Mauerwerk
 montaggio da immurare
 fitting with concrete

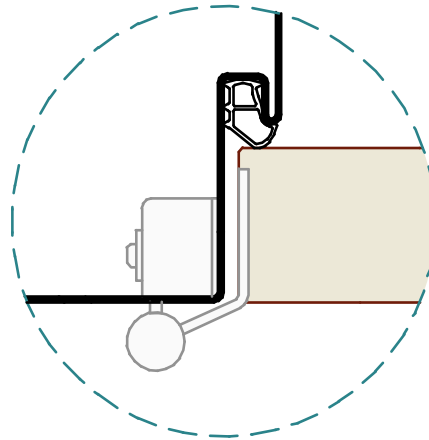


Montage zum Verdübeln im Mauerwerk
 montaggio da tassellare
 fitting with dowel

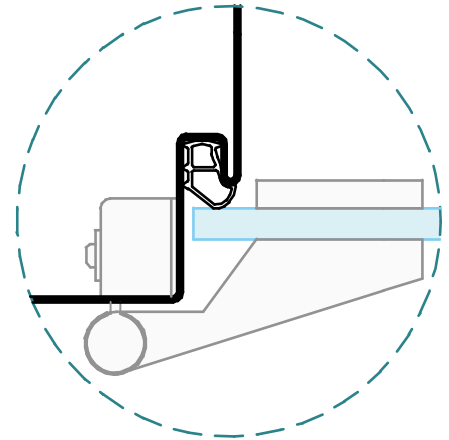




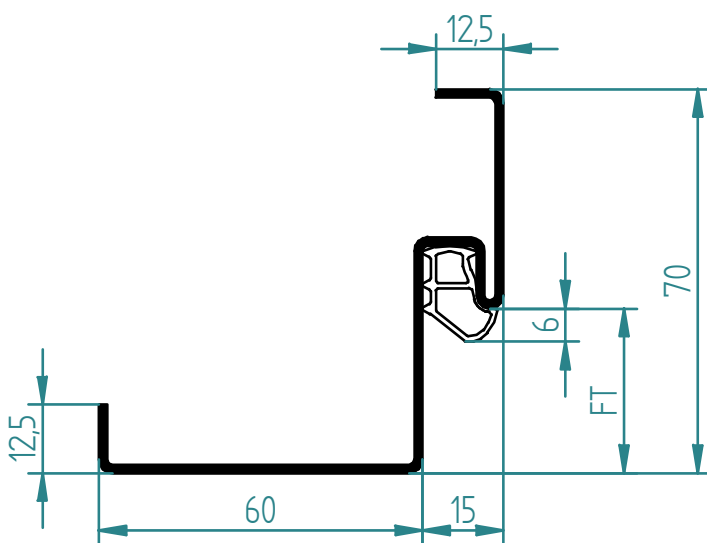
gefälztes Türblatt
 porta con battuta
 rebated door



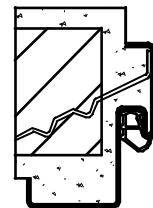
stumpfes Türblatt
 porta a filo senza battuta
 flush door



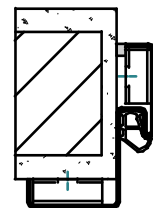
Ganzglastür
 porta in cristallo
 Glass door

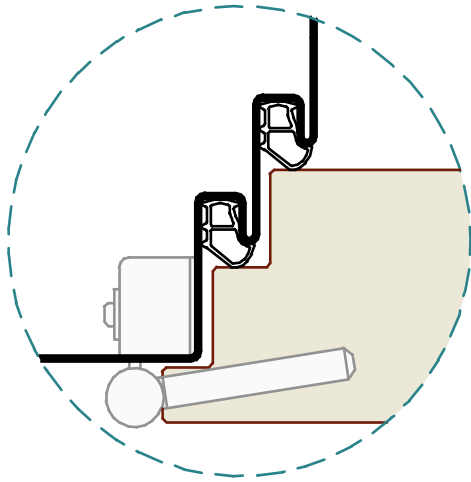


Montage zum Einmörteln im Mauerwerk
 montaggio da immurare
 fitting with concrete

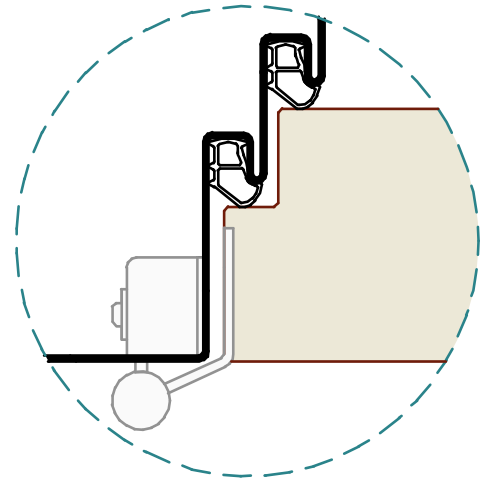


Montage zum Verdübeln im Mauerwerk
 montaggio da tassellare
 fitting with dowel

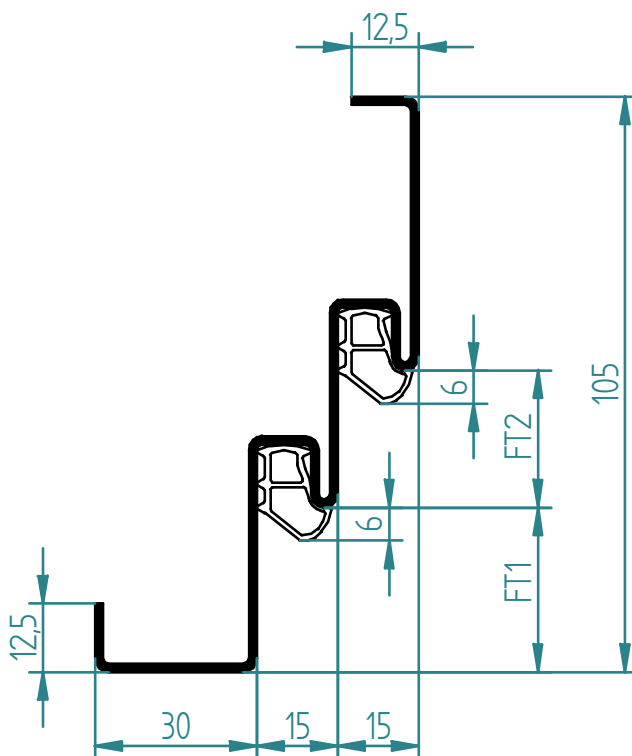




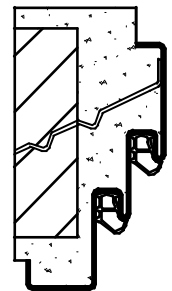
doppelt gefälztes Türblatt
 porta a doppia battuta
 double rebated door



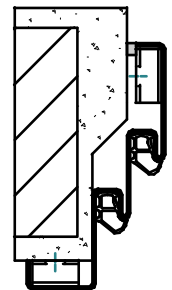
stumpf gefälztes Türblatt
 porta a filo con battuta
 flush rebated door

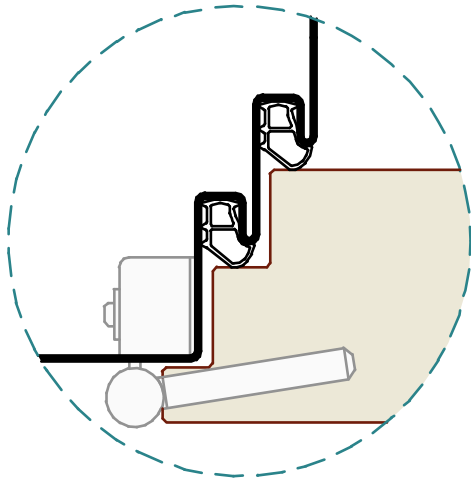


Montage zum Einmörteln im Mauerwerk
 montaggio da immurare
 fitting with concrete

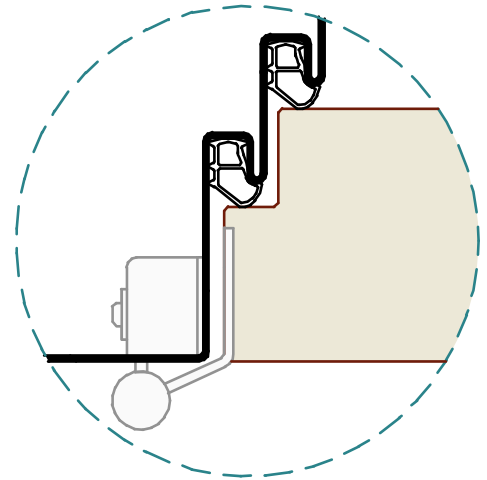


Montage zum Verdübeln im Mauerwerk
 montaggio da tassellare
 fitting with dowel

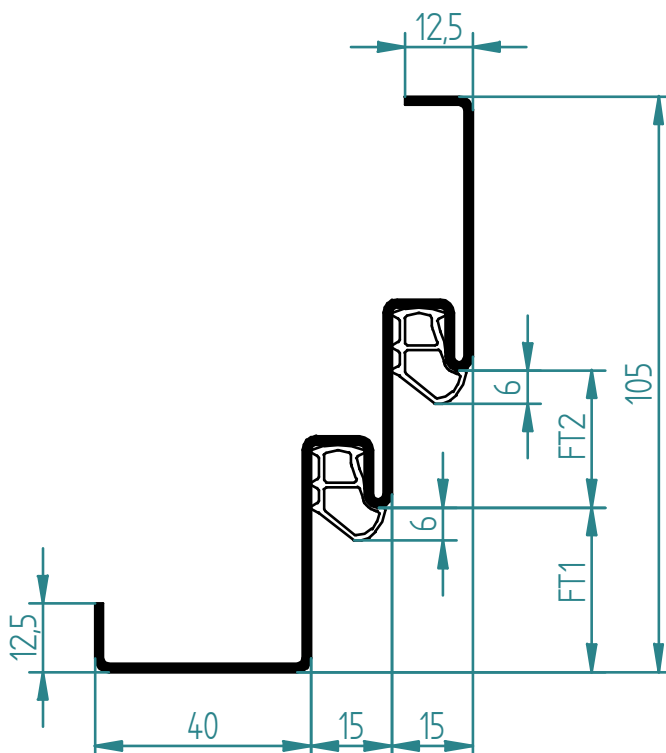




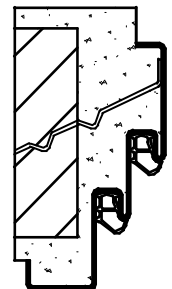
doppelt gefälztes Türblatt
 porta a doppia battuta
 double rebated door



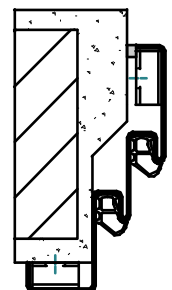
stumpf gefälztes Türblatt
 porta a filo con battuta
 flush rebated door

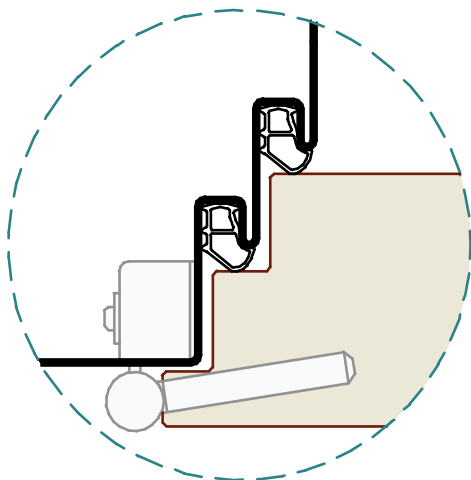


Montage zum Einmörteln im Mauerwerk
 montaggio da immurare
 fitting with concrete

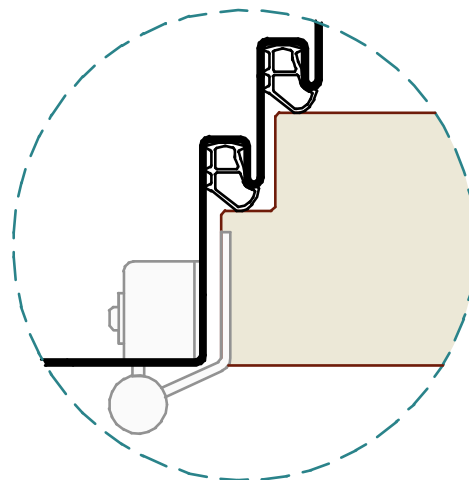


Montage zum Verdübeln im Mauerwerk
 montaggio da tassellare
 fitting with dowel

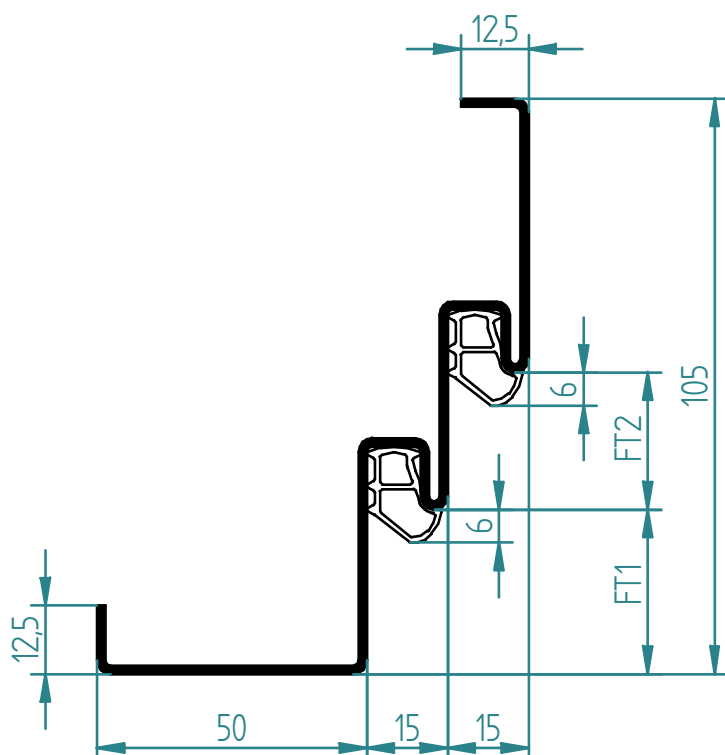




doppelt gefälztes Türblatt
 porta a doppia battuta
 double rebated door



stumpf gefälztes Türblatt
 porta a filo con battuta
 flush rebated door

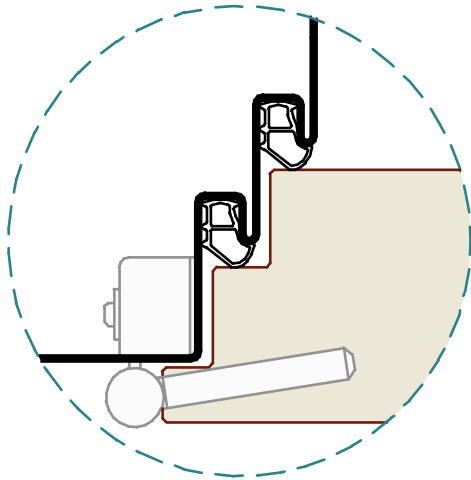


Montage zum Einmörteln im Mauerwerk
 montaggio da immurare
 fitting with concrete

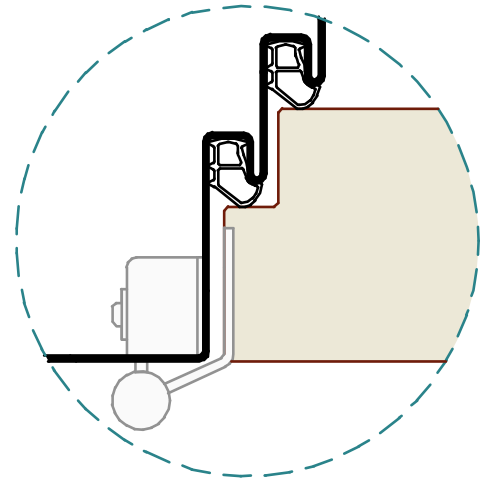


Montage zum Verdübeln im Mauerwerk
 montaggio da tassellare
 fitting with dowel

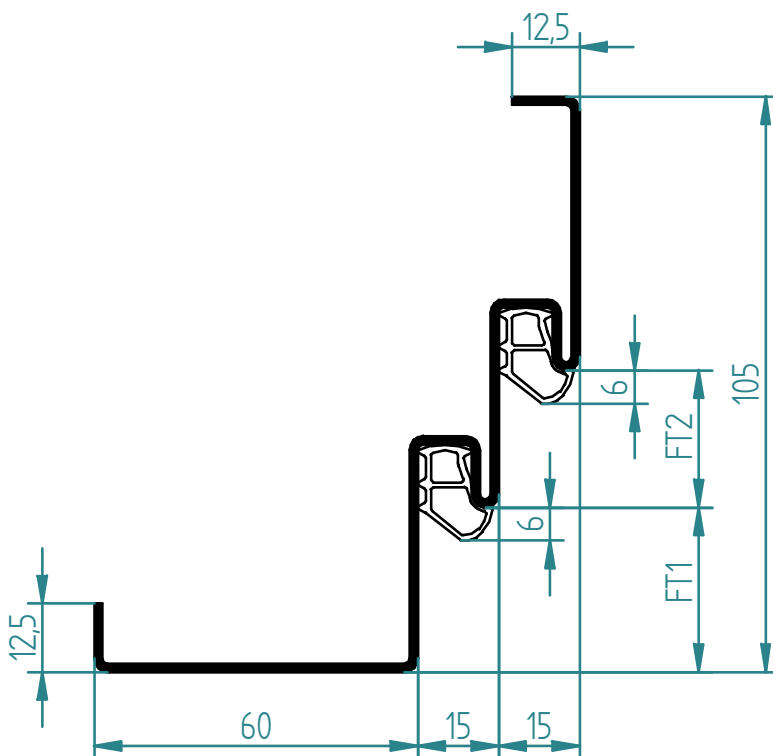




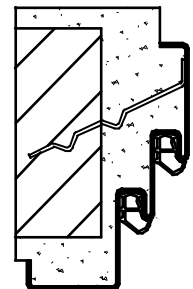
doppelt gefälztes Türblatt
 porta a doppia battuta
 double rebated door



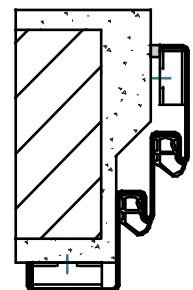
stumpf gefälztes Türblatt
 porta a filo con battuta
 flush rebated door

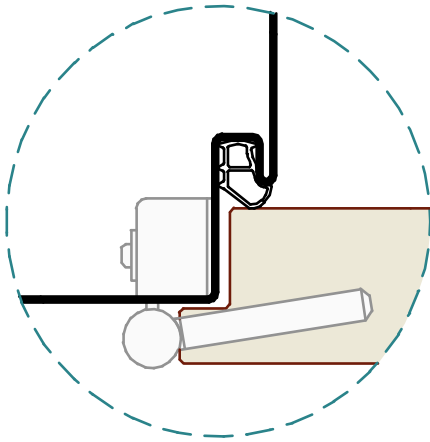


Montage zum Einmörteln im Mauerwerk
 montaggio da immurare
 fitting with concrete

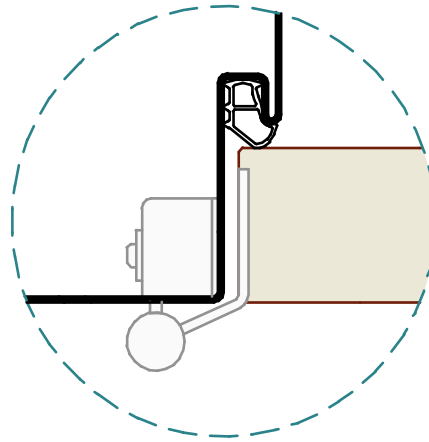


Montage zum Verdübeln im Mauerwerk
 montaggio da tassellare
 fitting with dowel

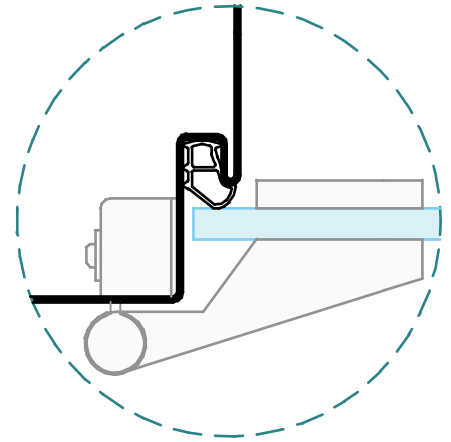




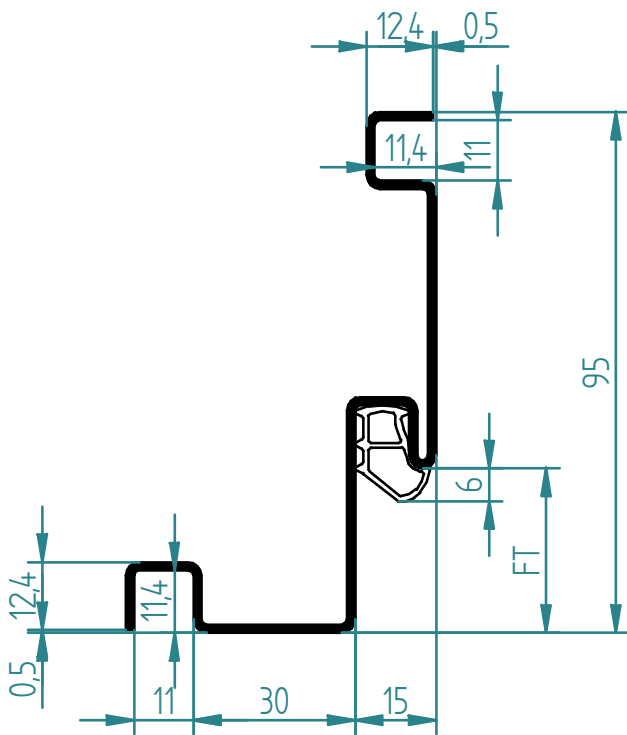
gefälztes Türblatt
 porta con battuta
 rebated door



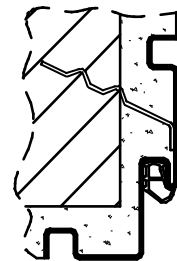
stumpfes Türblatt
 porta a filo senza battuta
 flush door



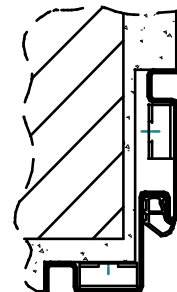
Ganzglastür
 porta in cristallo
 Glass door

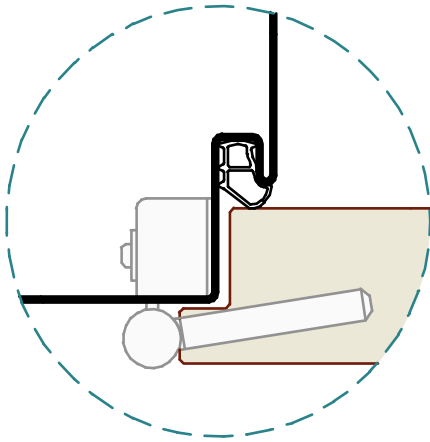


Montage zum Einmörteln im Mauerwerk
 montaggio da immurare
 fitting with concrete

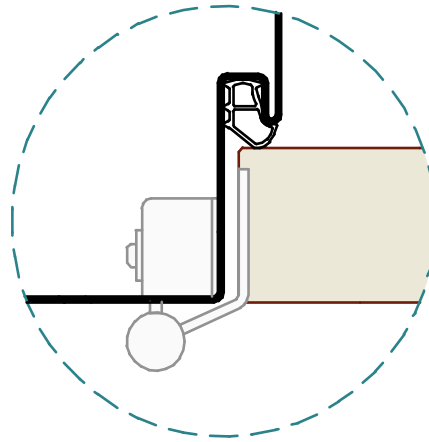


Montage zum Verdübeln im Mauerwerk
 montaggio da tassellare
 fitting with dowel

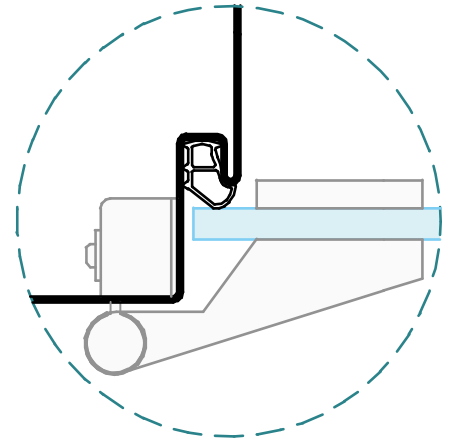




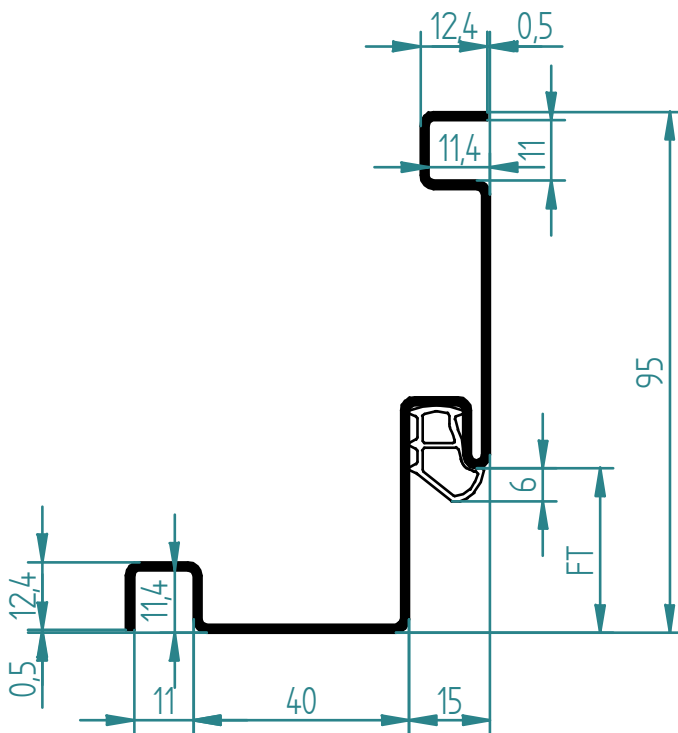
gefälztes Türblatt
 porta con battuta
 rebated door



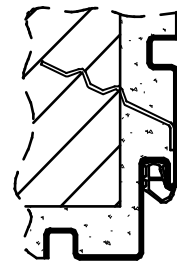
stumpfes Türblatt
 porta a filo senza battuta
 flush door



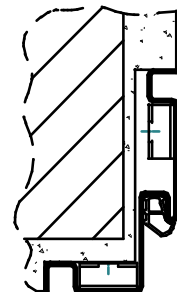
Ganzglastür
 porta in cristallo
 Glass door

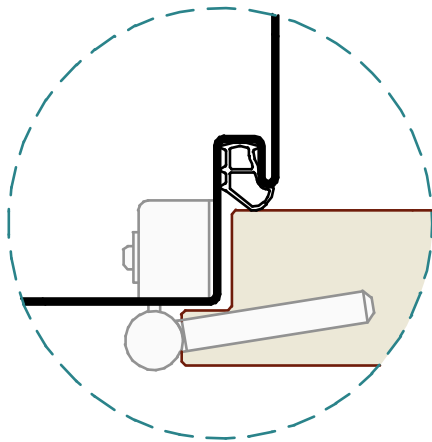


Montage zum Einmörteln im Mauerwerk
 montaggio da immurare
 fitting with concrete

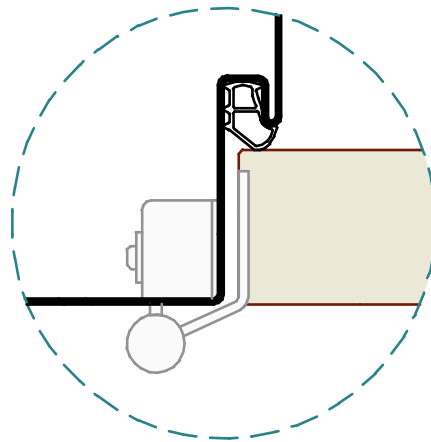


Montage zum Verdübeln im Mauerwerk
 montaggio da tassellare
 fitting with dowel

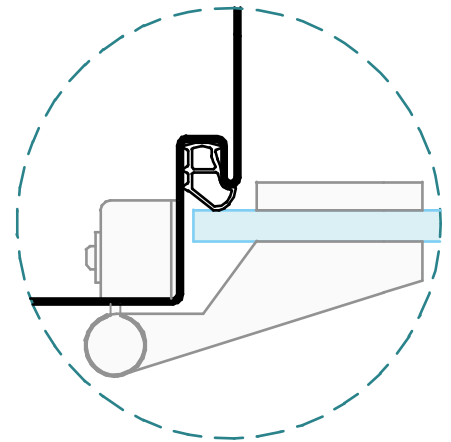




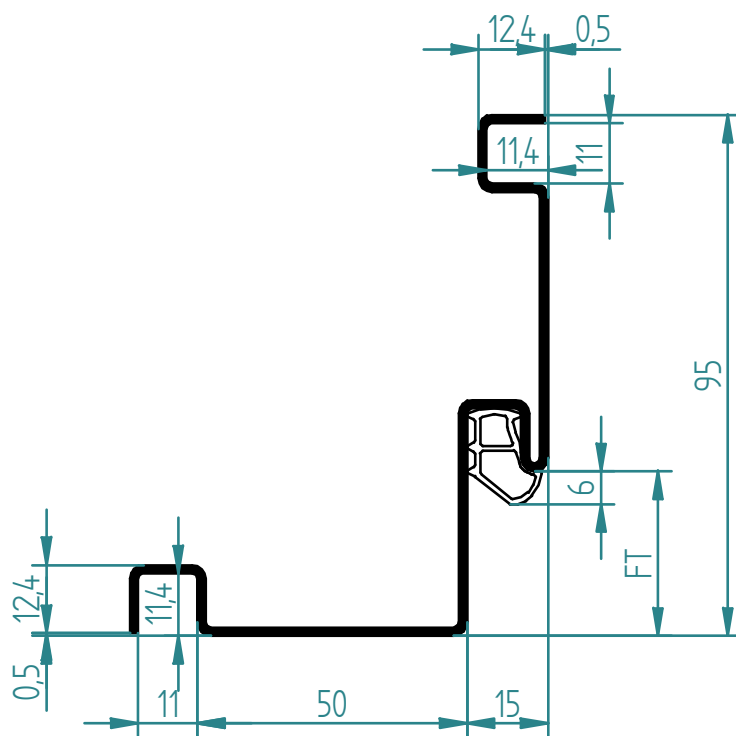
gefälztes Türblatt
 porta con battuta
 rebated door



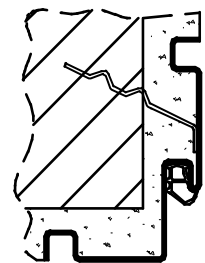
stumpfes Türblatt
 porta a filo senza battuta
 flush door



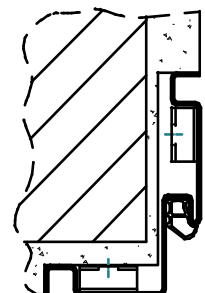
Ganzglastür
 porta in cristallo
 Glass door

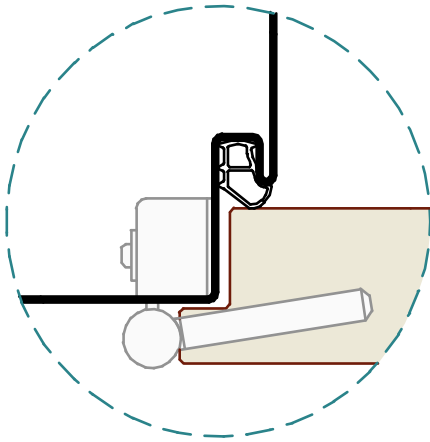


Montage zum Einmörteln im Mauerwerk
 montaggio da immurare
 fitting with concrete

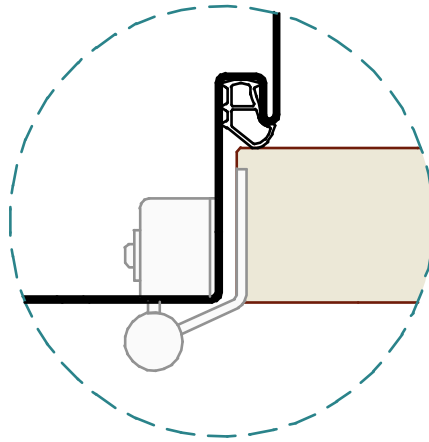


Montage zum Verdübeln im Mauerwerk
 montaggio da tassellare
 fitting with dowel

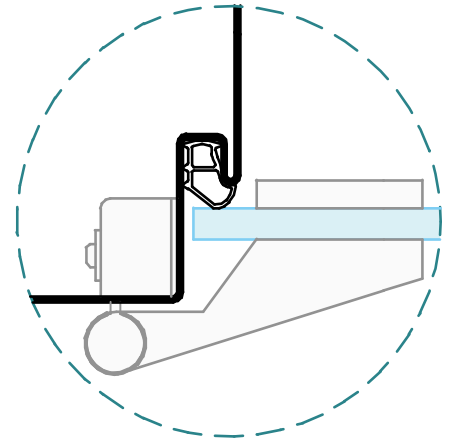




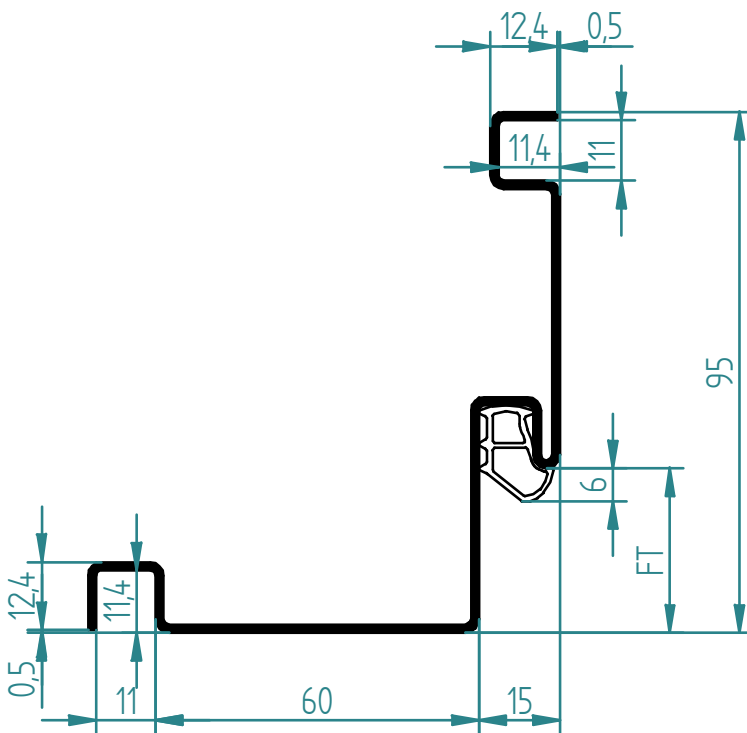
gefälztes Türblatt
 porta con battuta
 rebated door



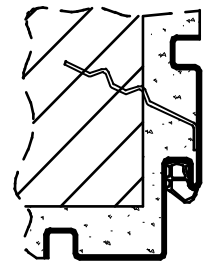
stumpfes Türblatt
 porta a filo senza battuta
 flush door



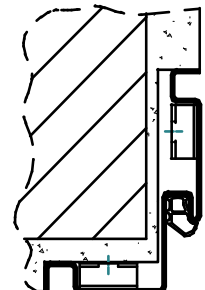
Ganzglastür
 porta in cristallo
 Glass door

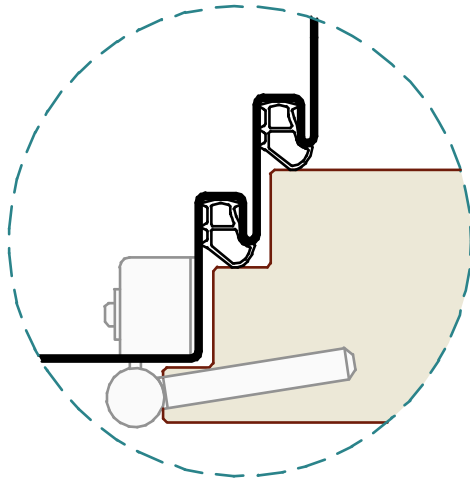


Montage zum Einmörteln im Mauerwerk
 montaggio da immurare
 fitting with concrete

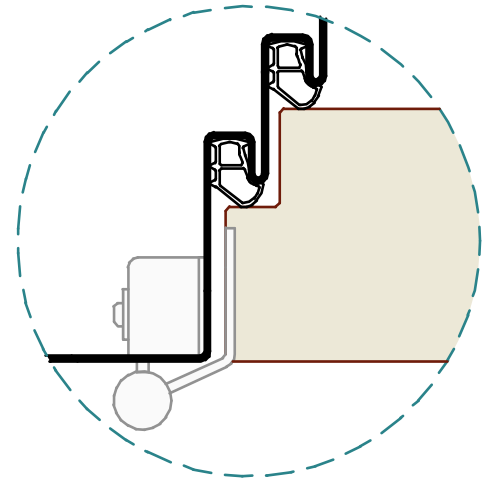


Montage zum Verdübeln im Mauerwerk
 montaggio da tassellare
 fitting with dowel

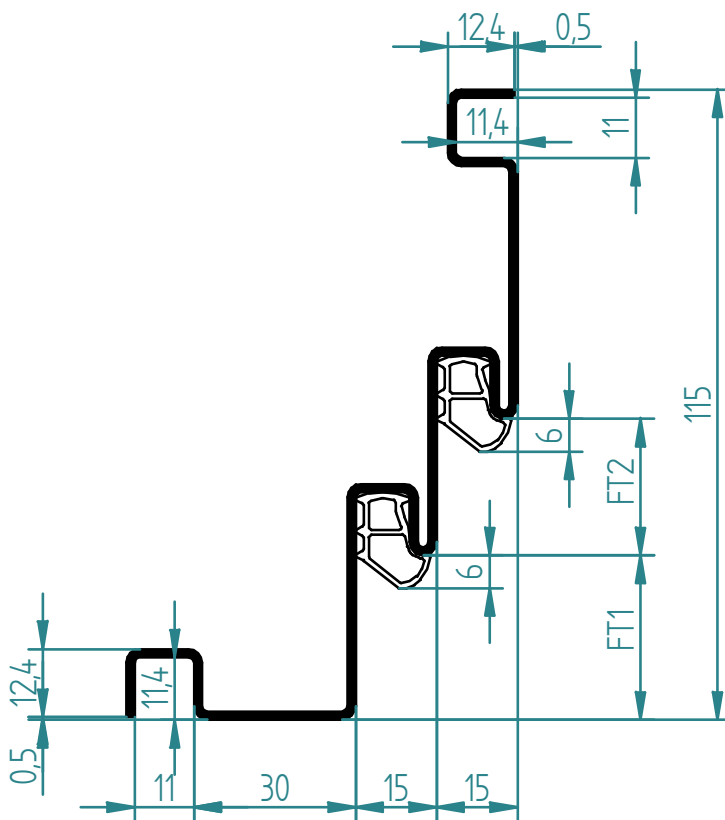




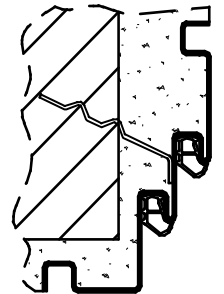
doppelt gefälztes Türblatt
 porta a doppia battuta
 double rebated door



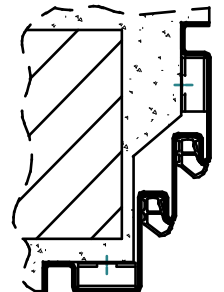
stumpf gefälztes Türblatt
 porta a filo con battuta
 flush rebated door

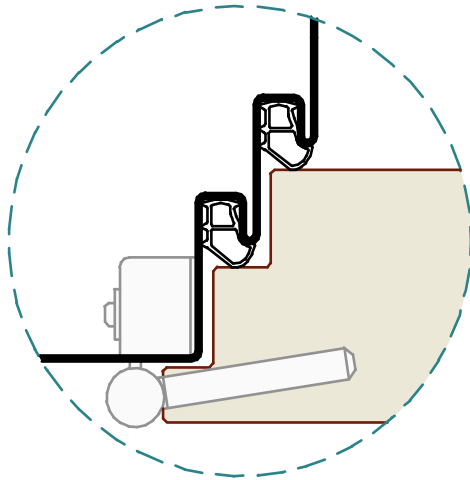


Montage zum Einmörteln im Mauerwerk
 montaggio da immurare
 fitting with concrete

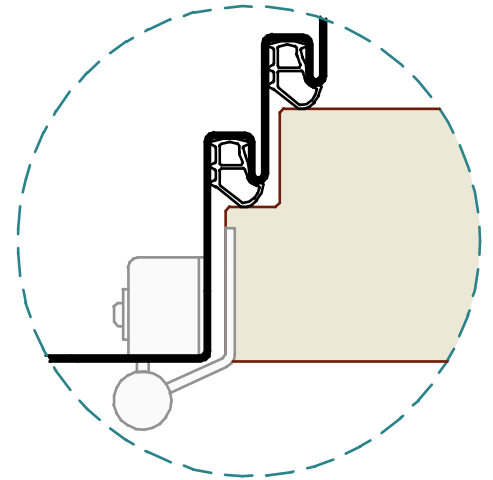


Montage zum Verdübeln im Mauerwerk
 montaggio da tassellare
 fitting with dowel

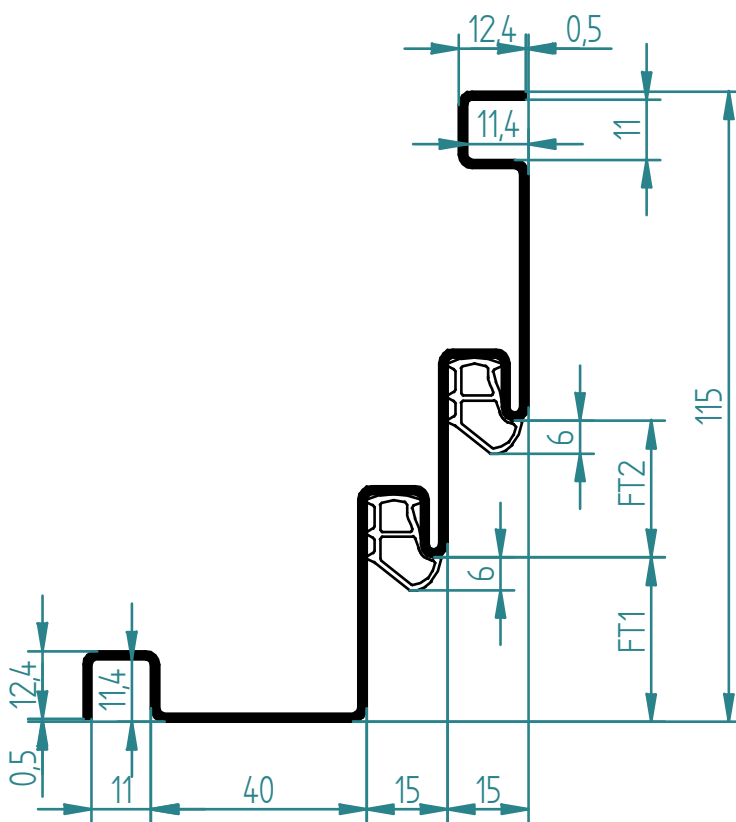




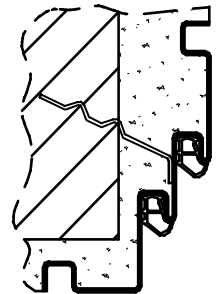
doppelt gefälztes Türblatt
 porta a doppia battuta
 double rebated door



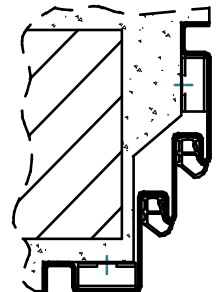
stumpf gefälztes Türblatt
 porta a filo con battuta
 flush rebated door

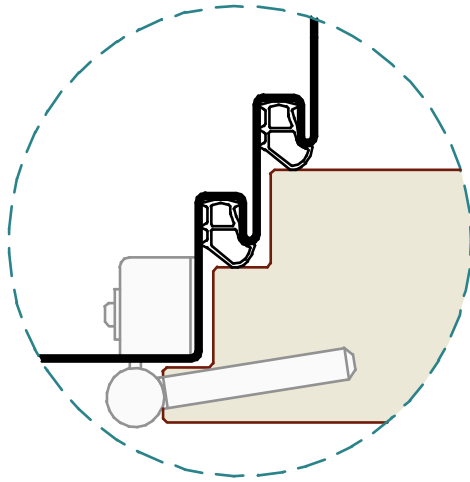


Montage zum Einmörteln im Mauerwerk
 montaggio da immurare
 fitting with concrete

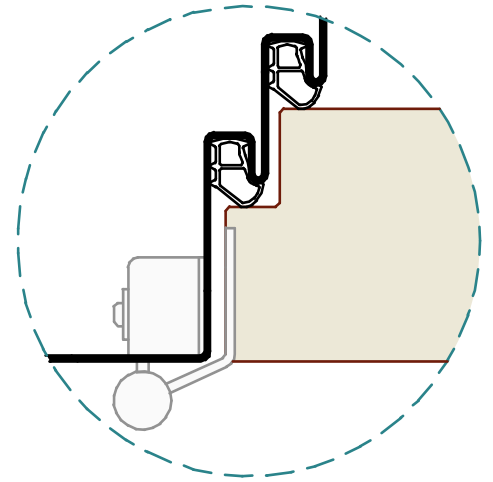


Montage zum Verdübeln im Mauerwerk
 montaggio da tassellare
 fitting with dowel

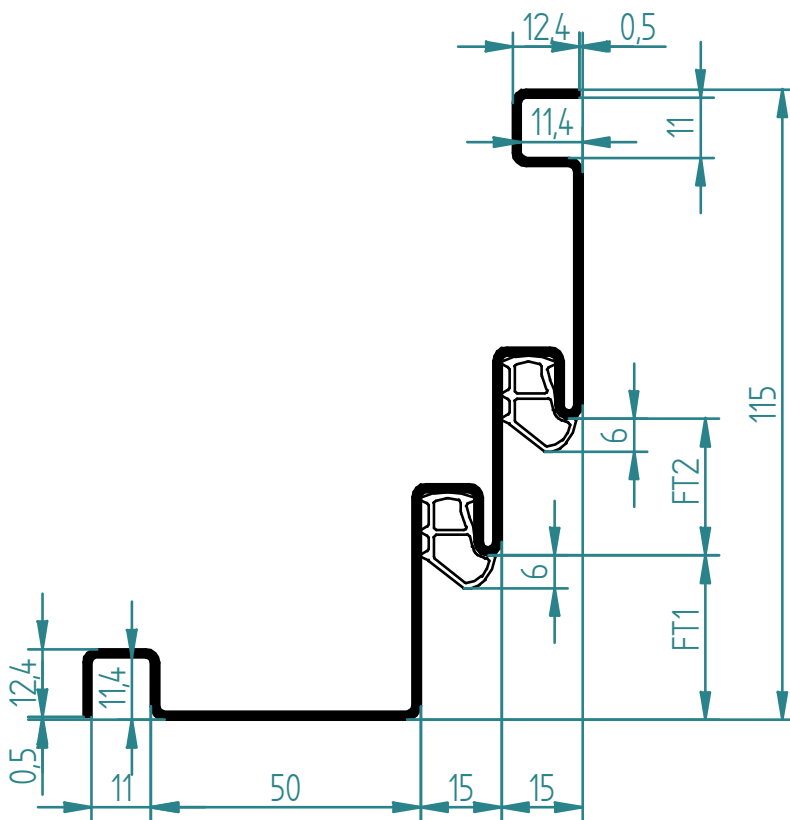




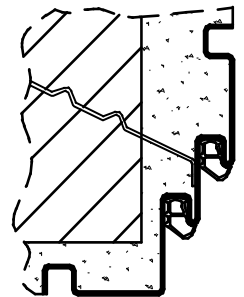
doppelt gefälztes Türblatt
 porta a doppia battuta
 double rebated door



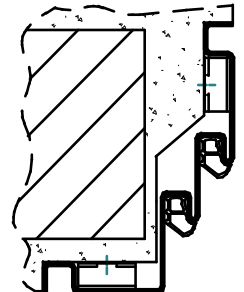
stumpf gefälztes Türblatt
 porta a filo con battuta
 flush rebated door

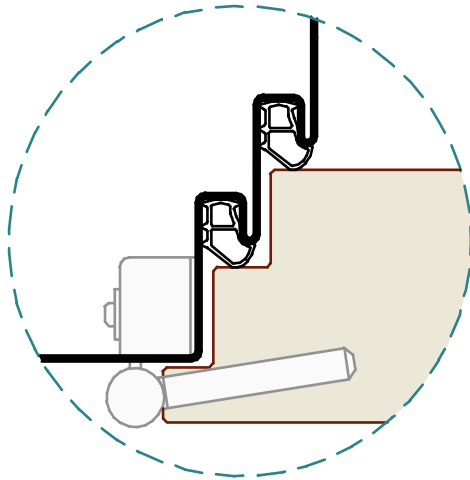


Montage zum Einmörteln im Mauerwerk
 montaggio da immurare
 fitting with concrete

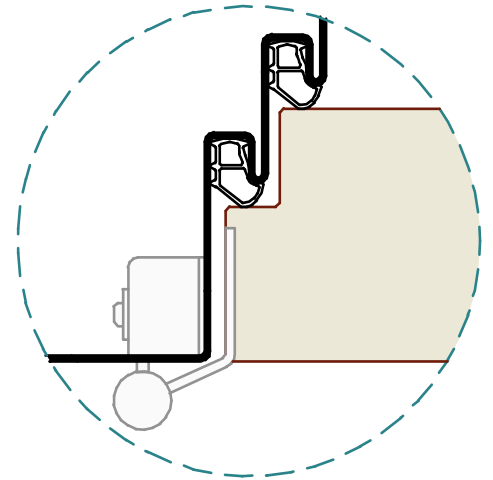


Montage zum Verdübeln im Mauerwerk
 montaggio da tassellare
 fitting with dowel

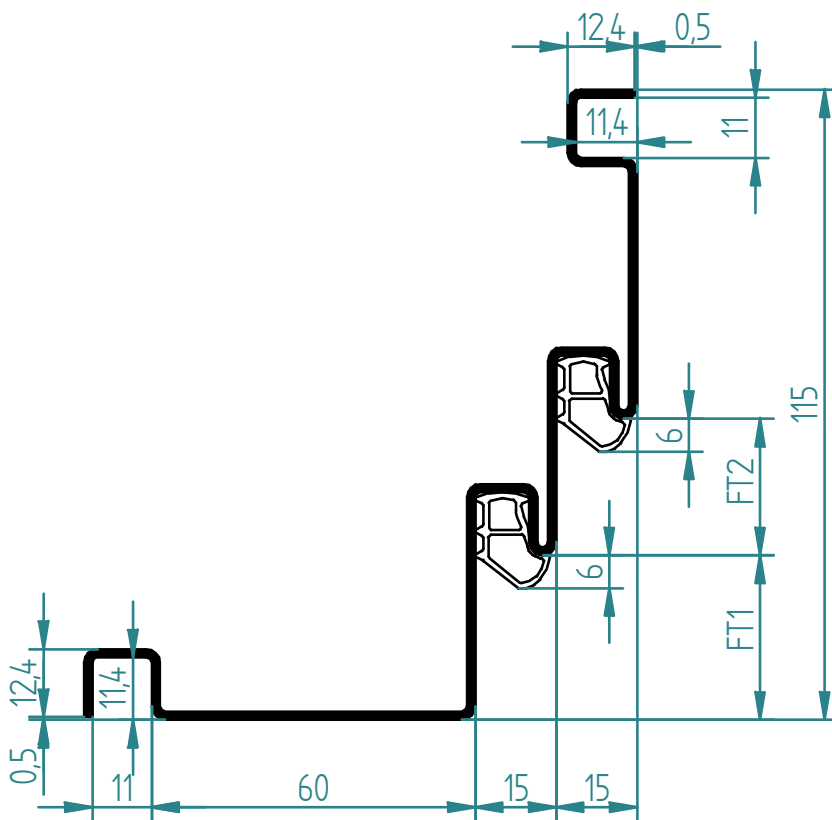




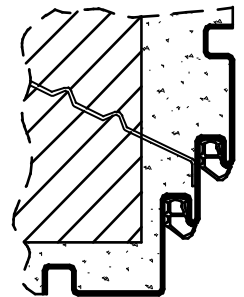
doppelt gefälztes Türblatt
 porta a doppia battuta
 double rebated door



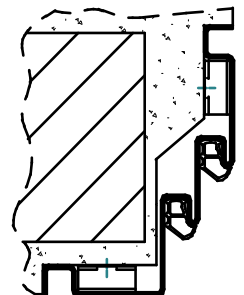
stumpf gefälztes Türblatt
 porta a filo con battuta
 flush rebated door



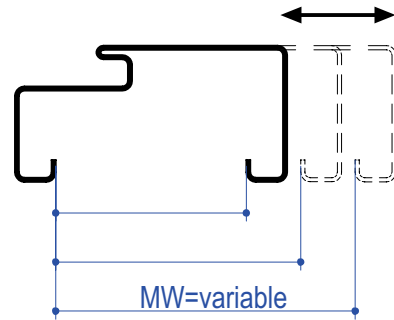
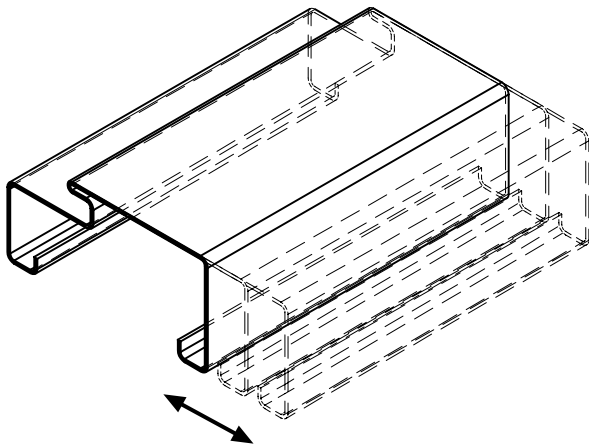
Montage zum Einmörteln im Mauerwerk
 montaggio da immurare
 fitting with concrete



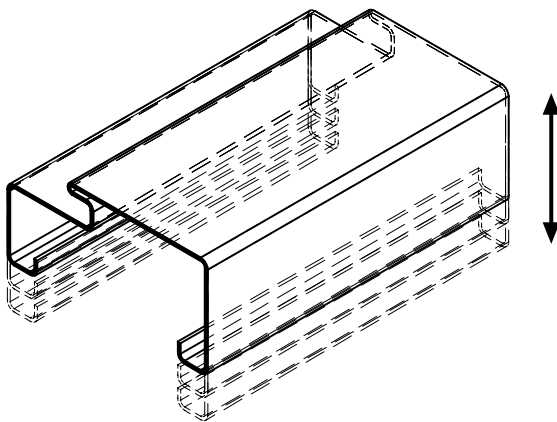
Montage zum Verdübeln im Mauerwerk
 montaggio da tassellare
 fitting with dowel



Sonderprofile auf Anfrage
produciamo anche profili su richiesta
special profile on request

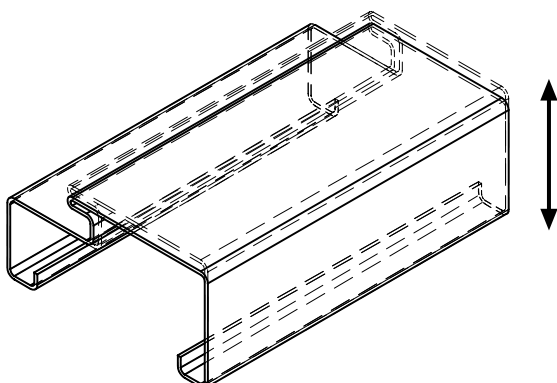
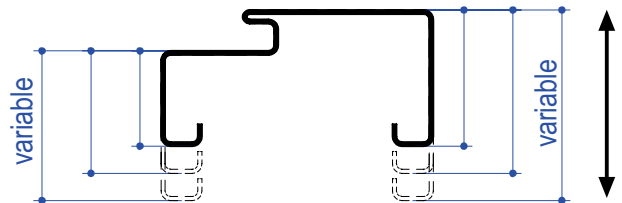


MW = Wandstärke / Maulweite
MW = Spessore parete
MW = Wall thickness

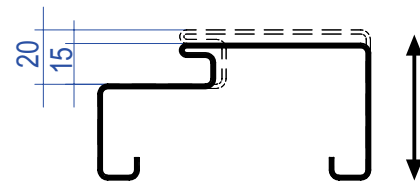


Spiegel Falzseite
Mostrina lato battuta
Face rebate side

Spiegel Falzgegenseite
Mostrina lato opposto battuta
Face sleeve side



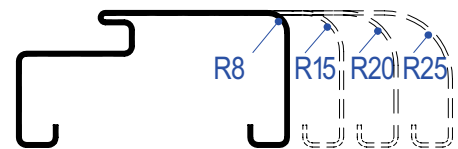
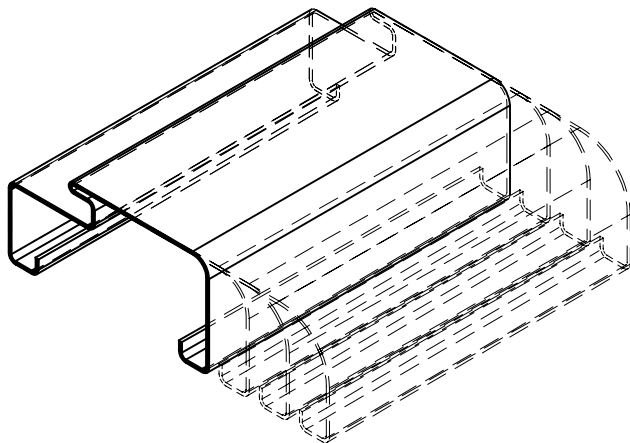
Falzbreite
larghezza battuta
Rebate width



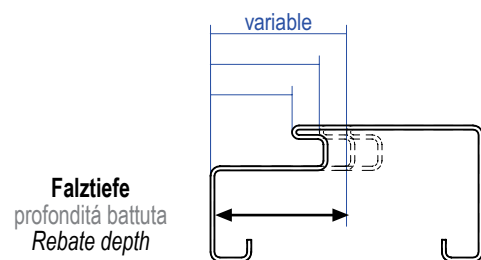
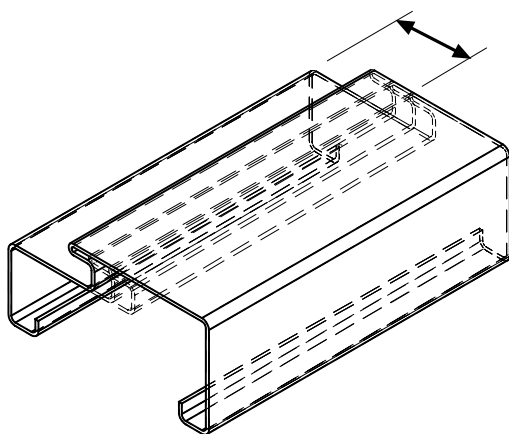
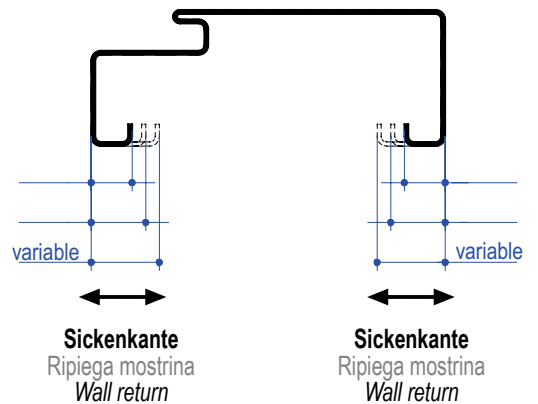
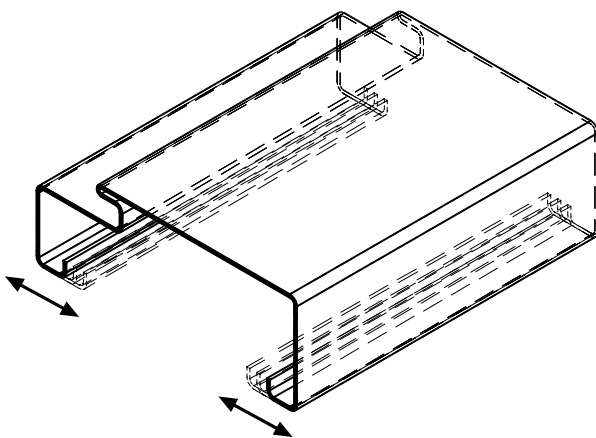
CORNER

Sonderprofile auf Anfrage
produciamo anche profili su richiesta
special profile on request

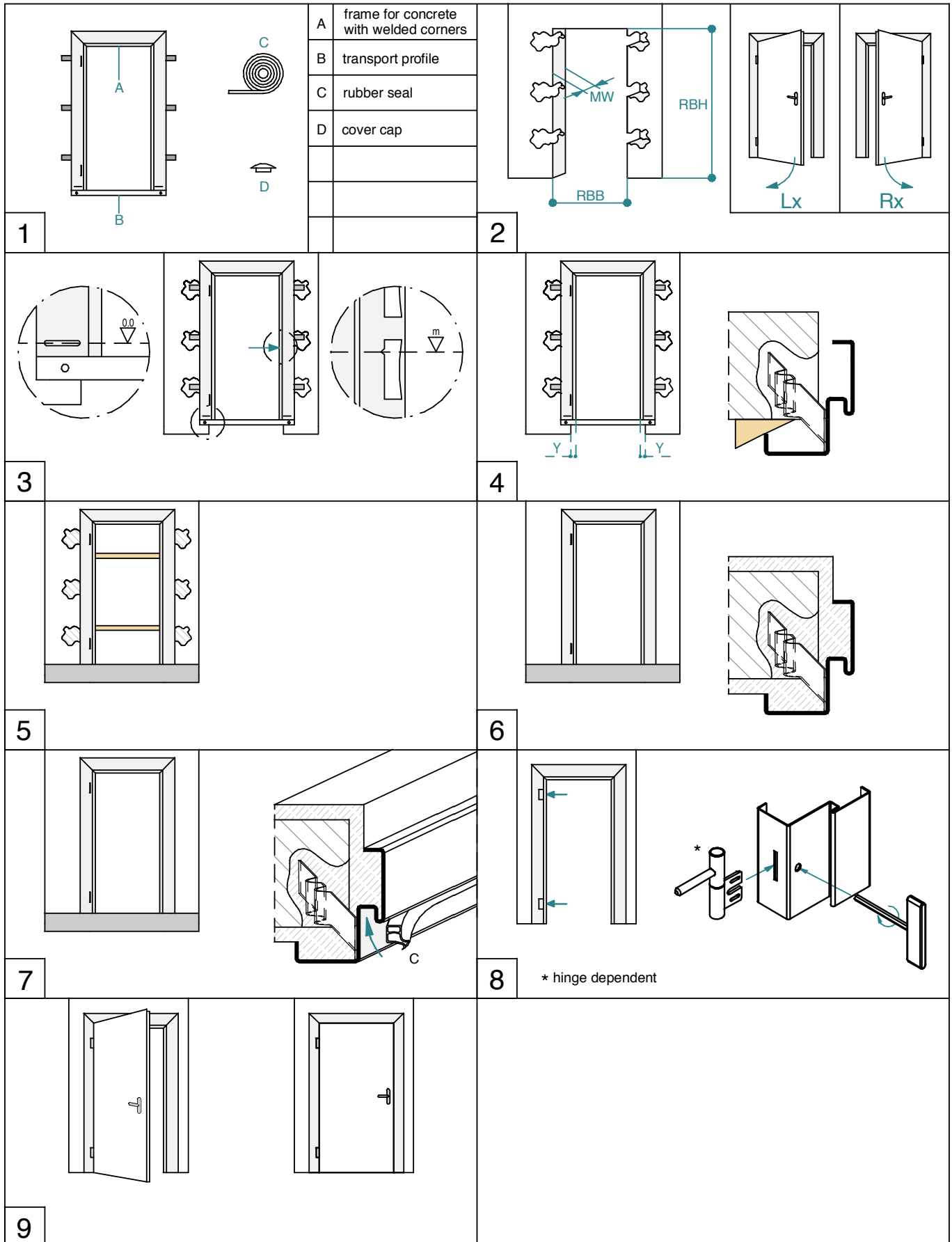
R = Radius
R = raggio
R = radius

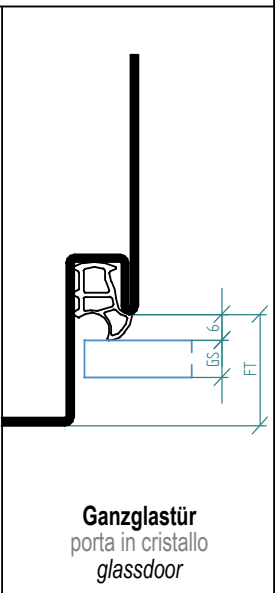
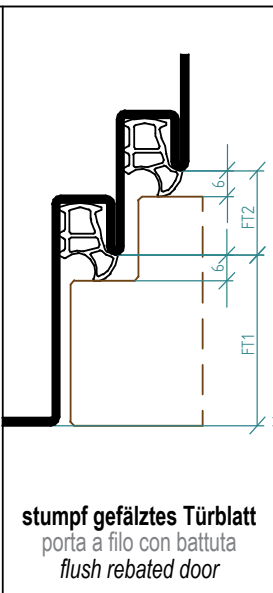
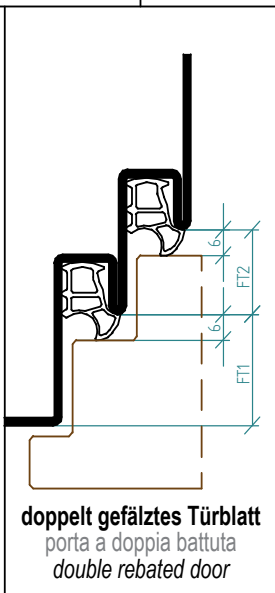
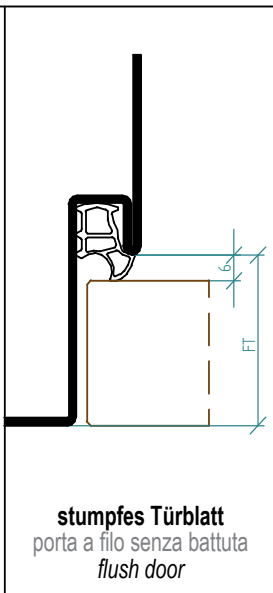
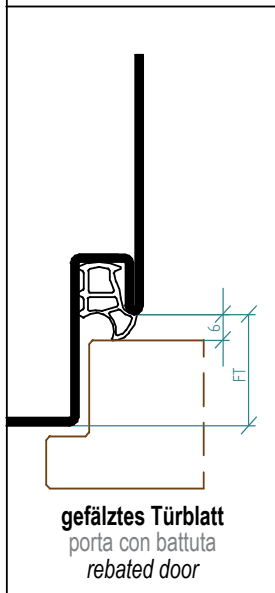
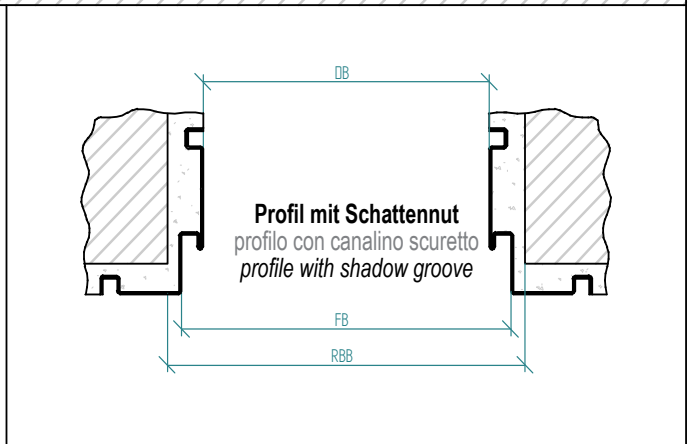
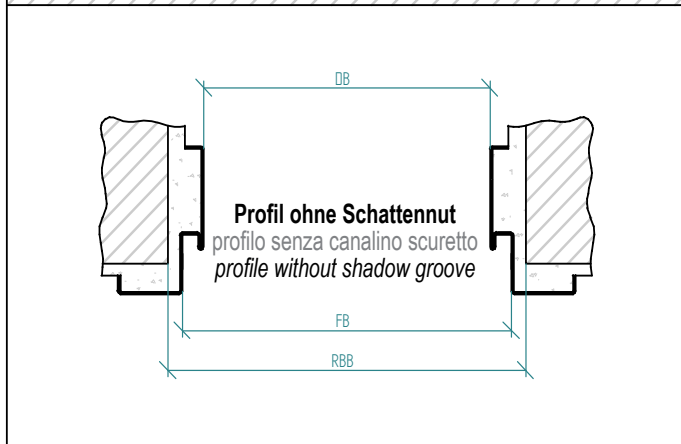
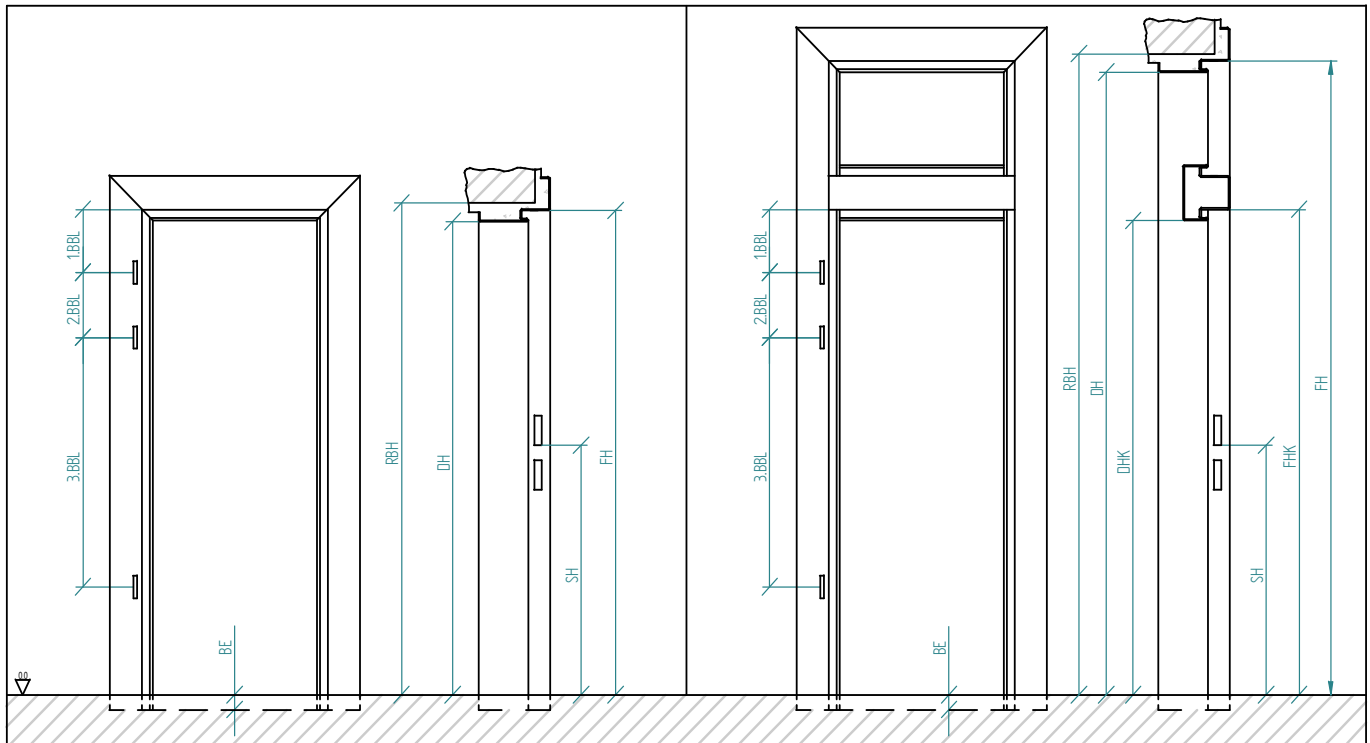


gerundet
raggiato
rounded



<p>1</p>	<table border="1"> <tr> <td>A</td> <td>corner frame with welded corners</td> </tr> <tr> <td>B</td> <td>screw 4,5 x 50</td> </tr> <tr> <td>C</td> <td>cover cap</td> </tr> <tr> <td>D</td> <td>rubber seal</td> </tr> </table>	A	corner frame with welded corners	B	screw 4,5 x 50	C	cover cap	D	rubber seal	<p>2</p>		
A	corner frame with welded corners											
B	screw 4,5 x 50											
C	cover cap											
D	rubber seal											
<p>3</p>		<p>3</p>										
<p>4</p>		<p>4</p>										
<p>5</p>	<p>5</p>	<p>6</p>	<p>6 * hinge dependent</p>									
<p>7</p>												







Via stazione 22/A, I-39035 Mongueifo (BZ)
 Tel. +39 0474 947 200, Fax 947 299
 www.rema-online.it E-mail info@rema-online.it

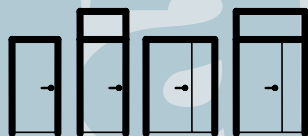
CORNER

Kunde:	Lieferung:
Anschrift:	Kunde bzw. Baustelle:
UID.Nr.	
Tel.:	Fax.:
e-mail	
Kontaktperson:	e-mail
Projekt:	Tel.:
	Fax.:
Gewünschter Liefertermin KW: _____	Kontaktperson:
	Mobil:

<p>1.) Material ___ 1,5 mm verzinktes Stahlblech ___ 2,0 mm verzinktes Stahlblech ___ Edelstahl V2A 1,5 mm SB ___ Edelstahl V4A 1,5 mm SB ___ andere _____</p> <p>2.) Oberfläche ___ roh ___ pulvergrundiert (RAL 9010) ___ pulverbeschichtet RAL _____ ___ glatt-glänzend ___ glatt-matt ___ Feinstruktur-seidenglänzend ___ Feinstruktur-matt ___ andere _____</p> <p>3.) Falzausführung Türblatt ___ gefälzt 25,5 mm oder _____ ___ stumpf 40 mm oder _____ ___ Doppelfalz überfälzt FT1 _____ FT2 _____ ___ Doppelfalz stumpf FT1 _____ FT2 _____ ___ Glastürblatt _____ (8-10)</p> <p>4.) Bandaufnahme ___ V8600 ___ VX 7511 3D ___ VN 7608 120 3D ___ VN 7608 160 3D ___ andere _____</p>	<p>5.) Bandbezugslinien ___ 1.BBL 241 mm 2.BBL 1435 mm ___ 1.BBL 241 mm 2.BBL 1560 mm ___ 1.BBL _____ mm 2.BBL _____ mm ___ 3.BBL _____ mm 3.BBL 250 mm ___ 3.BBL mittig _____ 4.BBL _____ mm</p> <p>6.) Schlosstanzung ___ 62-23-62 mit verstellbarem Schliessblech ___ andere _____</p> <p>7.) Schlosstiefe (ST) ___ gefälzt ST=4 mm oder _____ mm ___ stumpf ST=15,5 mm oder _____ mm</p> <p>8.) Schlosshöhe (SH) ___ 1050 mm ___ andere _____</p> <p>9.) Befestigung ___ Maueranker für Beton / Mauerwerk ___ Hutanker für Gipskartonmontage ___ Klemmbügel und Rapid Block für SPEED ___ verstellbare Universallasche für TELESCOP / S2 ___ andere _____</p> <p>10.) Kämpferprofil für Oberlichte ___ ja _____ nein ___ Kämpferprofil ALUMINIUM 45-75 ___ Kämpferprofil STAHL gekantet: Profiltyp _____</p>	<p>11.) Glasleistenprofil für Oberlichte ___ Aluminiumglasleiste 15x15mm zum Aufklipsen ___ Profilrohrglasleiste _____x15mm zum Aufschrauben ___ andere _____</p> <p>12.) Glasstärke für Oberlichte _____ mm</p> <p>13.) Dichtungstyp C 1397 ___ grau ___ schwarz ___ weiss ___ braun</p> <p>14.) Bodeneinstand (BE) ___ ohne ___ mit: _____ mm</p> <p>15.) Extras ___ ohne ___ mit: _____</p> <p>16.) Bandlieferung ___ ja _____ nein Bandtyp _____</p> <p>17.) Zeichnungen ___ ja _____ nein Zeichnungsnr.: _____</p>
--------------------------------------------------------------------------------------------------------------------------------------------------------------------------------------------------------------------------------------------------------------------------------------------------------------------------------------------------------------------------------------------------------------------------------------------------------------------------------------------------------------------------------------------------------------------------------------------------------------------------------------------------------------------------------------------------------------------------------------------------------------------------------------------------------------------------------------------------------------------------------------------------------------------------------------------------------------------------------------------------------------------------------------------------------------------------------------------------------------------------------------------------------------------------------------------------------------------------------	--------------------------------------------------------------------------------------------------------------------------------------------------------------------------------------------------------------------------------------------------------------------------------------------------------------------------------------------------------------------------------------------------------------------------------------------------------------------------------------------------------------------------------------------------------------------------------------------------------------------------------------------------------------------------------------------------------------------------------------------------------------------------------------------------------------------------------------------------------------------------------------------------------------------------------------------------------------------------------------------------------------------------------------------------------------------------------------------------------------------------------------------------------------------------------------------------------------------------------------------------------------------------------------------------------------	--------------------------------------------------------------------------------------------------------------------------------------------------------------------------------------------------------------------------------------------------------------------------------------------------------------------------------------------------------------------------------------------------------------------------------------------------------------------------------------------------------------------------------------------------------------------------------------------------------------------------------------------------------------------------------------------------------------------------------------------------------------------------------------------------------------------------------------------------------------------------------------------------------------------------

pos.	Profiltyp	MW	Wandöffnungsmass : RBB / RBH		Kämpferhöhe für Oberlichte	Öffnungsrichtung DIN		2 flg.	ges. Stückz.	EXTRAS	Preis
			Breite	Höhe		DHK	L				

Auftragsnr. _____ Datum: _____ Unterschrift: _____



Via stazione 22/A, I-39035 Monguefio (BZ)
 Tel. +39 0474 947 200, Fax 947 299
 www.rema-online.it E-mail info@rema-online.it

CORNER

cliente:	spedizione:
indirizzo:	cliente opp. cantiere:
P. IVA:	
Tel.:	Fax.:
e-mail	
Persona di contatto:	e-mail
Progetto:	Tel.:
Consegna richiesta: _____	Fax.:
	Persona di contatto: _____
	cellulare: _____

<p>1.) materiale <input type="checkbox"/> lamiera zincata 1,5 mm <input type="checkbox"/> lamiera zincata 2,0 mm <input type="checkbox"/> acciaio INOX AISI 304 1,5 mm <input type="checkbox"/> acciaio INOX AISI 316 1,5 mm <input type="checkbox"/> altri _____</p> <p>2.) superficie <input type="checkbox"/> zincata <input type="checkbox"/> con mano di fondo (RAL 9010) <input type="checkbox"/> verniciato a polveri RAL _____ <input type="checkbox"/> liscio - lucido <input type="checkbox"/> liscio - opaco <input type="checkbox"/> raggrinz. - semilucido <input type="checkbox"/> raggrinz. - opaco <input type="checkbox"/> altri _____</p> <p>3.) esecuzione battuta <input type="checkbox"/> porta con battuta 25,5 mm o _____ <input type="checkbox"/> porta senza battuta 40 mm o _____ <input type="checkbox"/> porta a doppia battuta FT1 _____ FT2 _____ <input type="checkbox"/> porta a filo con battuta FT1 _____ FT2 _____ <input type="checkbox"/> porta in cristallo _____ (8-10)</p> <p>4.) predisposizione per cerniere <input type="checkbox"/> V8600 <input type="checkbox"/> VX 7511 3D <input type="checkbox"/> VN 7608 120 3D <input type="checkbox"/> VN 7608 160 3D <input type="checkbox"/> altri _____</p>	<p>5.) posizionamento cerniere <input type="checkbox"/> 1.BBL 241 mm 2.BBL 1435 mm <input type="checkbox"/> 1.BBL 241 mm 2.BBL 1560 mm <input type="checkbox"/> 1.BBL _____ mm 2.BBL _____ mm <input type="checkbox"/> 3.BBL _____ mm 3.BBL 250 mm <input type="checkbox"/> 3.BBL centrale _____ 4.BBL _____ mm</p> <p>6.) foro serratura <input type="checkbox"/> 62-23-62 con incontro serratura regolabile <input type="checkbox"/> altri _____</p> <p>7.) profondità serratura (ST) <input type="checkbox"/> per porta con battuta ST=4 mm o _____ mm <input type="checkbox"/> per porta senza battuta ST=15,5 mm o _____ mm</p> <p>8.) altezza serratura (SH) <input type="checkbox"/> 1050 mm <input type="checkbox"/> altri _____</p> <p>9.) sistema di ancoraggio <input type="checkbox"/> zanche da murare per cemento <input type="checkbox"/> staffe per fissaggio per parete in cartongesso <input type="checkbox"/> morsetto e Rapid Block per SPEED <input type="checkbox"/> staffa universale regolabile per TELESCOP / S2 <input type="checkbox"/> altri _____</p> <p>10.) profilo traverso per sopra luce <input type="checkbox"/> sì _____ no _____ <input type="checkbox"/> profilo traverso in alluminio 45-75 <input type="checkbox"/> profilo traverso piegato in acciaio: tipo _____</p>	<p>11.) fermavetro per sopra luce <input type="checkbox"/> fermavetro-clip 15x15mm in alluminio <input type="checkbox"/> fermavetro tubolare _____x15mm per avvitare <input type="checkbox"/> altri _____</p> <p>12.) spessore vetro per sopra luce _____ mm</p> <p>13.) tipo di guarnizione C 1397 <input type="checkbox"/> grigio <input type="checkbox"/> nero <input type="checkbox"/> bianco <input type="checkbox"/> marrone</p> <p>14.) incasso nel pavimento (BE) <input type="checkbox"/> senza <input type="checkbox"/> con: _____ mm</p> <p>15.) Extras <input type="checkbox"/> senza <input type="checkbox"/> con: _____</p> <p>16.) fornitura cerniere <input type="checkbox"/> sì _____ no _____ tipo cerniera _____</p> <p>17.) disegni <input type="checkbox"/> sì _____ no _____ disegno nr.: _____</p>
---------------------------------------------------------------------------------------------------------------------------------------------------------------------------------------------------------------------------------------------------------------------------------------------------------------------------------------------------------------------------------------------------------------------------------------------------------------------------------------------------------------------------------------------------------------------------------------------------------------------------------------------------------------------------------------------------------------------------------------------------------------------------------------------------------------------------------------------------------------------------------------------------------------------------------------------------------------------------------------------------------------------------------------------------------------------------------------------------------------------------------------------------------------------------------------------------------------------------------------------------------------------------------------------------------------------------------------------------------------------------------------------------	-----------------------------------------------------------------------------------------------------------------------------------------------------------------------------------------------------------------------------------------------------------------------------------------------------------------------------------------------------------------------------------------------------------------------------------------------------------------------------------------------------------------------------------------------------------------------------------------------------------------------------------------------------------------------------------------------------------------------------------------------------------------------------------------------------------------------------------------------------------------------------------------------------------------------------------------------------------------------------------------------------------------------------------------------------------------------------------------------------------------------------------------------------------------------------------------------------------------------------------------------------------------------------------------------------------------------------------------------------------------------------------------------------------------------------------------------------------------------------------	------------------------------------------------------------------------------------------------------------------------------------------------------------------------------------------------------------------------------------------------------------------------------------------------------------------------------------------------------------------------------------------------------------------------------------------------------------------------------------------------------------------------------------------------------------------------------------------------------------------------------------------------------------------------------------------------------------------------------------------------------------------------------------------------------------------------------------------------------------------------------------------------------------------------------------------------------------------------------

pos.	tipo del profilo	MW	foro parete :		RBB / RBH FB / FH DB / DH	altezza profilo traverso per sopra luce	senso di apertura DIN		2 ante	quantità totale	EXTRAS	prezzo
			misura battuta :	luce netta :			L	R				

ordine nr. _____ data: _____ firma del cliente: _____



Via stazione 22/A, I-39035 Mongueifo (BZ)
 Tel. +39 0474 947 200, Fax 947 299
 www.rema-online.it E-mail info@rema-online.it

CORNER

Client:	Destination:
Adress:	site or client adress:
VAT No.:	
Tel.:	Fax. :
e-mail	
Contact:	e-mail
Project:	Tel.:
Requested delivery date:	Contact:
	Mobile:


<p>1.) Material <input type="checkbox"/> galvanized steel 1,5 mm <input type="checkbox"/> galvanized steel 2,0 mm <input type="checkbox"/> stainless steel AISI 304 1,5 mm <input type="checkbox"/> stainless steel AISI 316 1,5 mm <input type="checkbox"/> others _____</p> <p>2.) Surface <input type="checkbox"/> raw <input type="checkbox"/> primed (RAL 9010) <input type="checkbox"/> powder coated RAL _____ <input type="checkbox"/> smooth-glossy <input type="checkbox"/> smooth-matte <input type="checkbox"/> finetexture-semigloss <input type="checkbox"/> finetexture-matte <input type="checkbox"/> others _____</p> <p>3.) Doortype <input type="checkbox"/> rebated 25,5 mm or _____ <input type="checkbox"/> flush door 40 mm or _____ <input type="checkbox"/> double rabated FT1 _____ FT2 _____ <input type="checkbox"/> double rebated flush door FT1 _____ FT2 _____ <input type="checkbox"/> glass door _____ (8-10)</p> <p>4.) Hinge preparing <input type="checkbox"/> V8600 <input type="checkbox"/> VX 7511 3D <input type="checkbox"/> VN 7608 120 3D <input type="checkbox"/> VN 7608 160 3D <input type="checkbox"/> others _____</p>	<p>5.) Hinge positions <input type="checkbox"/> 1.BBL 241 mm 2.BBL 1435 mm <input type="checkbox"/> 1.BBL 241 mm 2.BBL 1560 mm <input type="checkbox"/> 1.BBL _____ mm 2.BBL _____ mm <input type="checkbox"/> 3.BBL _____ mm 3.BBL 250 mm <input type="checkbox"/> 3.BBL central _____ 4.BBL _____ mm</p> <p>6.) Lock preparing <input type="checkbox"/> 62-23-62 con with registrable strike plate <input type="checkbox"/> others _____</p> <p>7.) Depth of lock preparing (ST) <input type="checkbox"/> for rebated door ST=4 mm or _____ mm <input type="checkbox"/> fur flush door ST=15,5 mm or _____ mm</p> <p>8.) Hight of lock preparing (SH) <input type="checkbox"/> 1050 mm <input type="checkbox"/> others _____</p> <p>9.) Fixing systems <input type="checkbox"/> special brackets for concrete walls <input type="checkbox"/> special anchors for stud walls <input type="checkbox"/> clamb and Rapid Block for SPEED <input type="checkbox"/> regolable anchor for TELESCOP / S2 <input type="checkbox"/> others _____</p> <p>10.) Transom-bar for overlight frame <input type="checkbox"/> yes _____ no <input type="checkbox"/> transom in aluminium 45-75 <input type="checkbox"/> bended transom in steel : type _____</p>	<p>11.) Glazing bead for fanlight <input type="checkbox"/> clip bead 15x15mm in aluminium <input type="checkbox"/> steel tube bead ___x15mm to screw <input type="checkbox"/> others _____</p> <p>12.) Glass thickness for fanlight _____mm</p> <p>13.) Color of rubber seal C 1397 <input type="checkbox"/> grey <input type="checkbox"/> black <input type="checkbox"/> white <input type="checkbox"/> brown</p> <p>14.) Floor height (BE) <input type="checkbox"/> no <input type="checkbox"/> yes: _____mm</p> <p>15.) Extras <input type="checkbox"/> no <input type="checkbox"/> yes: _____</p> <p>16.) Hinge supply <input type="checkbox"/> yes _____ no hinge type _____</p> <p>17.) Drawings <input type="checkbox"/> yes _____ no drawing nr.: _____</p>
----------------------------------------------------------------------------------------------------------------------------------------------------------------------------------------------------------------------------------------------------------------------------------------------------------------------------------------------------------------------------------------------------------------------------------------------------------------------------------------------------------------------------------------------------------------------------------------------------------------------------------------------------------------------------------------------------------------------------------------------------------------------------------------------------------------------------------------------------------------------------------------------------------------------------------------------------------------------------------------------------------------------------------------------------------------------------------------------------------------------------------------------------------------------------------------------------------------------------------------------------------------------------------------------------------------------------	----------------------------------------------------------------------------------------------------------------------------------------------------------------------------------------------------------------------------------------------------------------------------------------------------------------------------------------------------------------------------------------------------------------------------------------------------------------------------------------------------------------------------------------------------------------------------------------------------------------------------------------------------------------------------------------------------------------------------------------------------------------------------------------------------------------------------------------------------------------------------------------------------------------------------------------------------------------------------------------------------------------------------------------------------------------------------------------------------------------------------------------------------------------------------------------------------------------------------------------------------------------------------------------------------------------------------------------------------------------------------------------------------------------------------------	--------------------------------------------------------------------------------------------------------------------------------------------------------------------------------------------------------------------------------------------------------------------------------------------------------------------------------------------------------------------------------------------------------------------------------------------------------------------------------------------------------------------------------------------------------------------------------------------------------------------------------------------------------------------------------------------------------------------------------------------------------------------------------------------------------------------------------------------------------------------------------------------------------------------

pos.	profile type	MW	wall opening :		height of transom for fanlight	handing DIN		2 doors	quantity total	EXTRA	price
			width	height		L	R				

order nr. _____ date: _____ signature : _____



1. Wir über uns/ Referenzen	1. l'azienda / Referenze	1. the company/References
2. Typenübersicht	2. tipologia di casseporte	2. typical frame elevations
3. SPEED 3-teilige Schnellbauzarge	3. SPEED cassaporta in 3-pezzi per montaggio rapido	3. SPEED 3-part frame easy installation
4. S-2 2-teilige Zarge, nicht verstellbar	4. S-2 cassaporta in due pezzi, non regolabile	4. S-2 2-part frame, not adjustable
5. TELESCOP 2-teilige verstellbare Zarge	5. TELESCOP cassaporta regolabile	5. TELESCOP adjustable steel frame
6. SOLID 1-teilige Zarge MW/Mauerwerk 1-teilige Zarge GK/Trockenbauzarge	6. SOLID cassaporta in un pezzo MW/muratura cassaporta in un pezzo GK/parete in cartongesso	6. SOLID 1-part frame MW/concrete wall 1-part frame GK/stud wall
7. CORNER Eckzarge	7. CORNER cassaporta ad angolo	7. CORNER corner frame
8. BLOCK Blockzarge	8. BLOCK cassaporta per montaggio in luce	8. BLOCK frame for fixing flat in the wall
9. THZ Turnhallenzarge	9. THZ telaio speciale per palestra	9. THZ special frame for sport halls
10. DESIGN G-LINE M-LINE	10. DESIGN G-LINE M-LINE	10. DESIGN G-LINE M-LINE
11. F-LINE Fingerschutzzarge	11. F-LINE cassaporta antiinfortunistica	11. F-LINE frame with safety solution
12. DOUBLE ACTING Pendeltürzarge	12. DOUBLE ACTING cassaporta per porta a Ventola	12. DOUBLE ACTING double acting frame
13. SLIDE Schiebetürzarge v.d.W. Schiebetürzarge i.d.N. Schiebetürzarge i.d.W.	13. SLIDE scorrevole esterno parete scorrevole interno nicchia scorrevole interno parete	13. SLIDE sliding door external wall sliding door - in wall niche sliding door - internal wall
14. E-MOTION Drehschiebetür	14. E-MOTION porta rototraslante	14. E-MOTION rototraslation door system
15. Verglasungsrahmen/ Ganzglastür	15. telai per vetrate/ casseporte per porte in cristallo	15. steel frames for glazing/ steel frame for glass doors
16. Sonderelemente	16. elementi speciali	16. special frame elevations
17. Kämpferprofile/ Glashalteleisten	17. profili trasversi/ listelli fermavetro	17. transom bars/ glazing beads
18. Anwendungen/Optionals	18. applicazioni/optionals	18. applications/optionals
19. Bandsysteme	19. sistemi di cerniere	19. hinge systems
20. Schlosssysteme und Verriegelungen	20. sistemi di serrature e chiusure speciali	20. lock and access systems
21. OTS / ITS	21. OTS / ITS	21. OTS / ITS
22. Oberfläche und Materialien	22. Materiali e superfici	22. materials and surfaces
23. Allgemeine Informationen	23. informazioni tecniche generali	23. general technical informations



Die rema BLOCK – Zarge ist die ideale Lösung bei Dübelmontage in der Wandlaibung. rema BLOCK Zargen werden mit Flachankern bzw. Senkstanzen zur direkten Verdübelung geliefert.

Folgende Anwendungen sind lieferbar:

- verschiedenste Wandanschlüsse, auch mit Schattennut
- Oberflächen entweder pulverbeschichtet nach Wahl, oder in Edelstahl
- generell wird alles als Maßanfertigung gemacht
- für Schallschutz auch als Doppelfalz machbar

Il telaio BLOCK, è il telaio studiato per tassellare in luce. Questa tipologia di telaio è sempre fatta con staffe oppure forature speciali per tassellare direttamente in luce della parete.

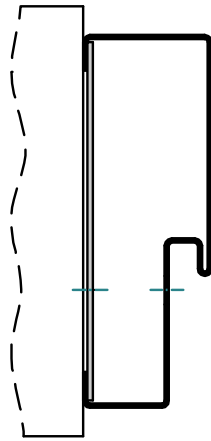
Le seguenti versioni sono fattibili:

- varie soluzioni di fissaggio a parete, con o senza scuretto parete
- superfici verniciate a polveri, con tonalità colore a scelta, oppure in acciaio Inox
- tutti i telai verranno prodotti su misura
- per porte accustiche anche con doppia battuta

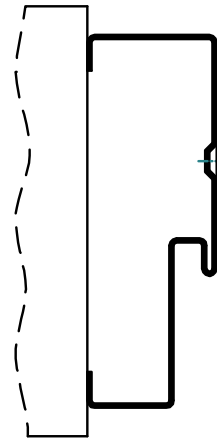
rema BLOCK frames are studied for direct dowel fixing on front of the wall, within the opening, not wrapping.

rema Block frames are available as follows:

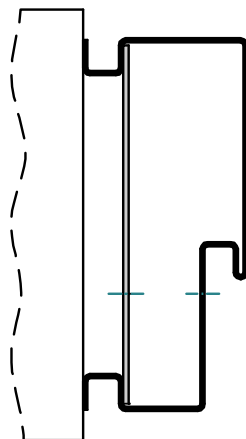
- *profile with ore without shadow groove*
- *big range of surfaces and colors on powder coated frame, or stainless steel*
- *all custom made sizes*
- *for sound proof also in double rebated version*



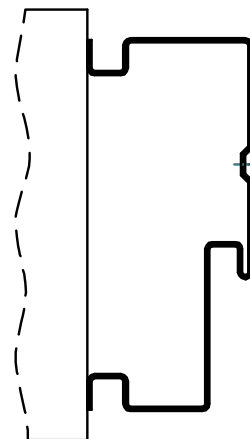
in Wandlaibung mit Flachlasche
montaggio in luce con piastra
fixed within the opening with flat anchor



**in Wandlaibung mit Dübel,
Bohrung geprägt**
montaggio in luce con atssello,
foro impronato
*fixed within the opening with dowel,
borhole stamped*

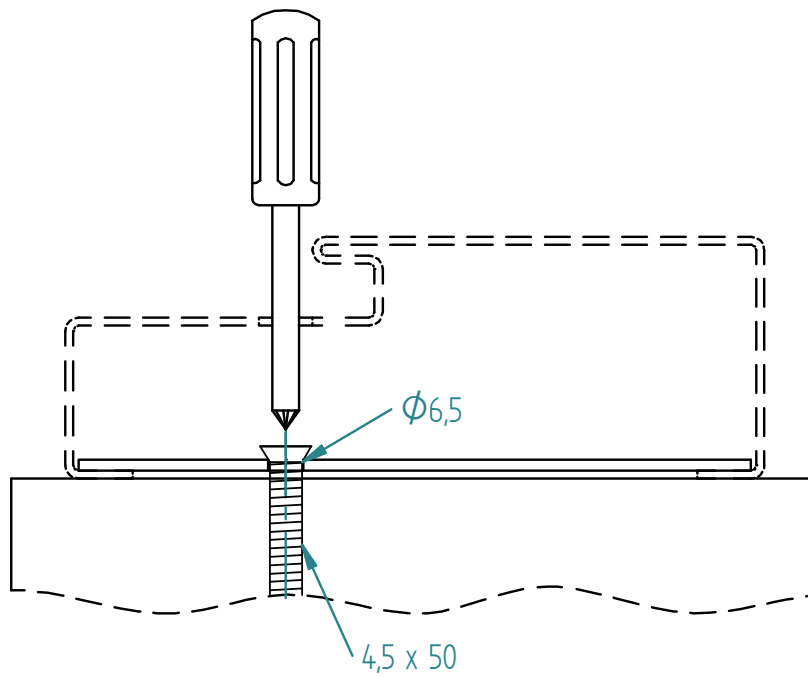


**in Wandlaibung mit Flachlasche,
Profil mit Schattennut**
montaggio in luce con piastra,
profilo con canalino coprifuga
*fixed within the opening with flat anchor,
profile with shadow gap*

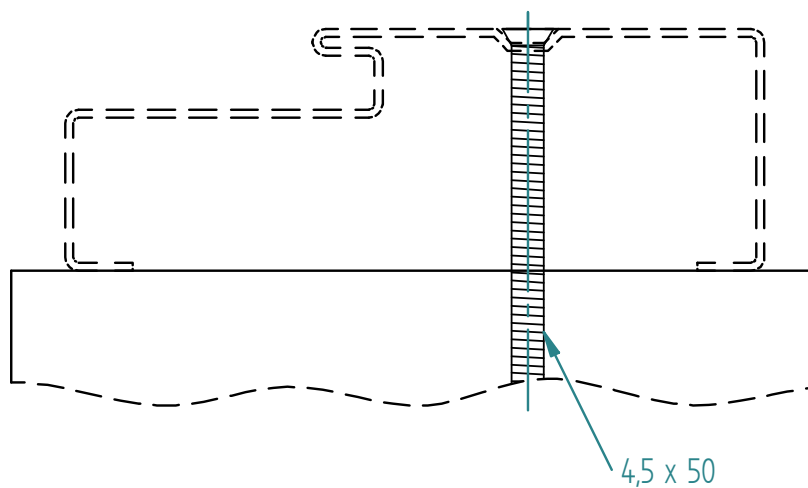


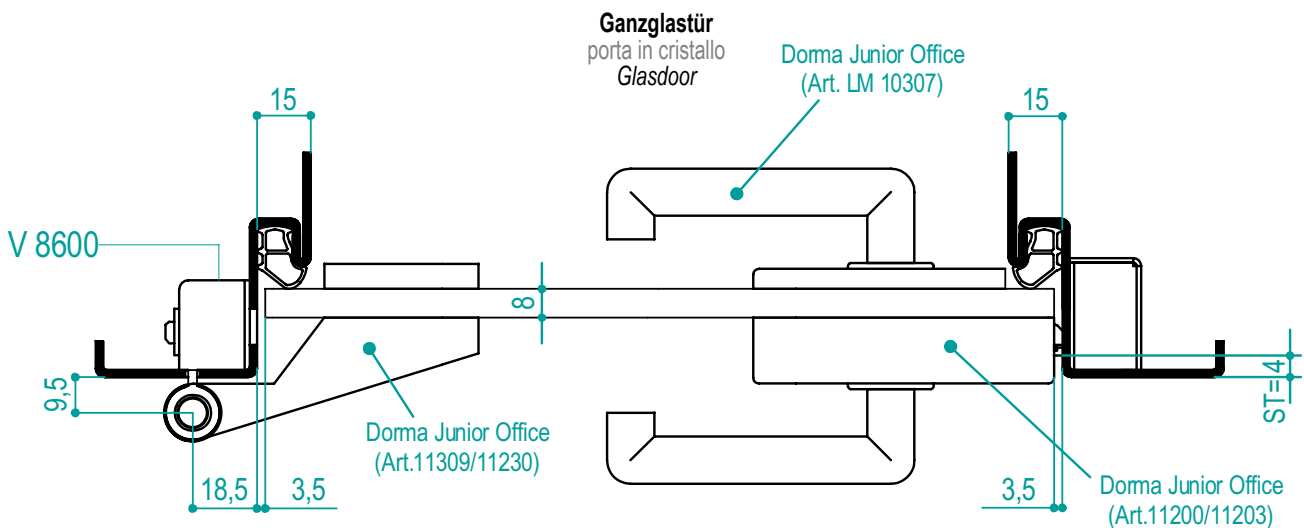
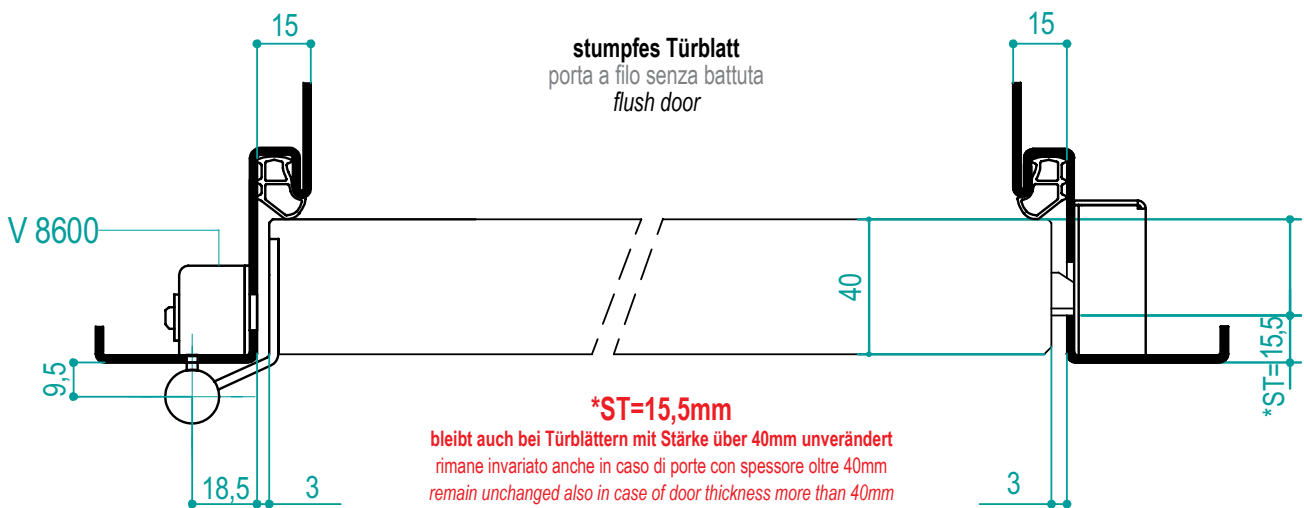
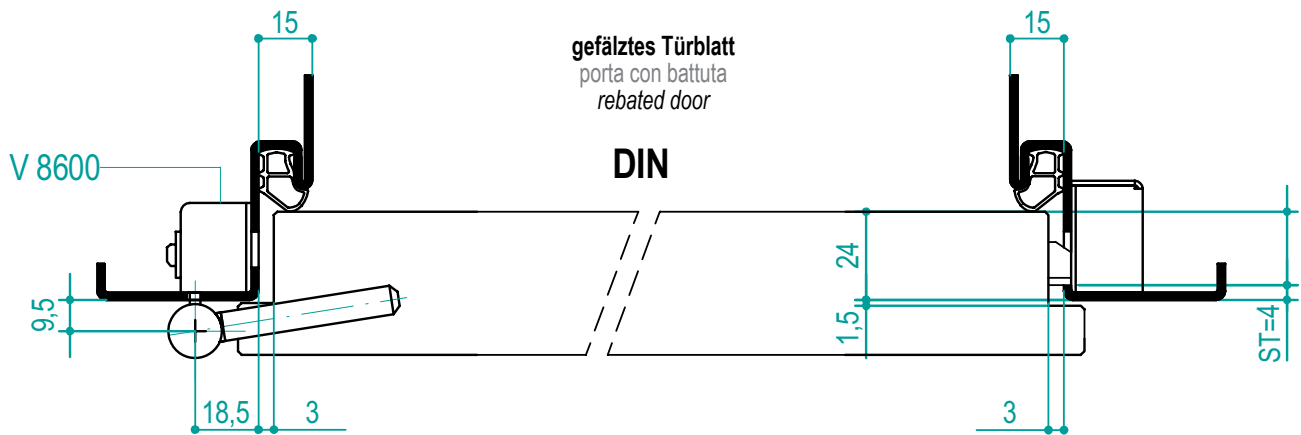
in Wandlaibung mit Dübel, Bohrung geprägt
Profil mit Schattennut
montaggio in luce con atssello, foro impronato
profilo con canalino coprifuga
*fixed within the opening with dowel, borhole stamped,
profile with shadow gap*

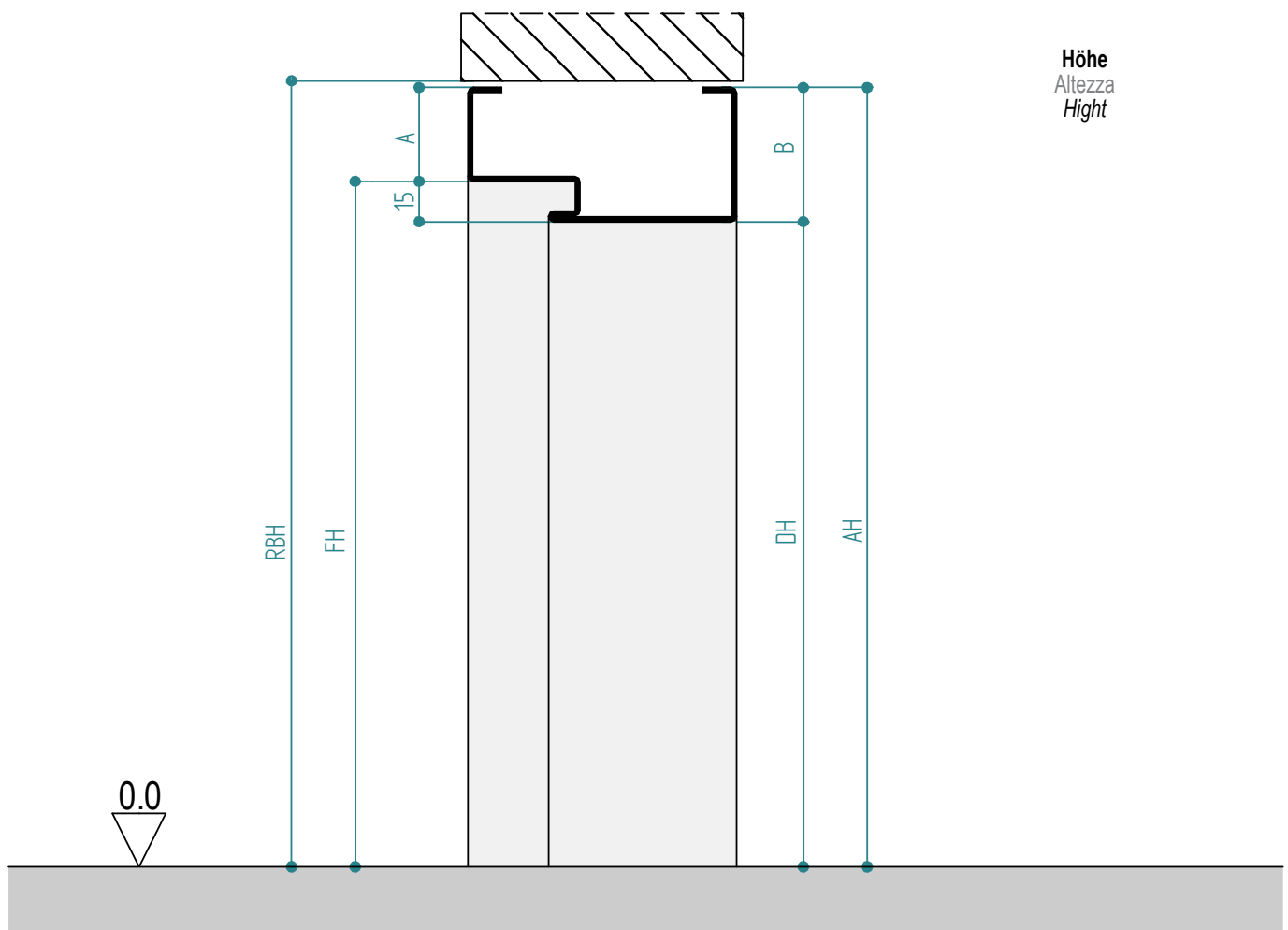
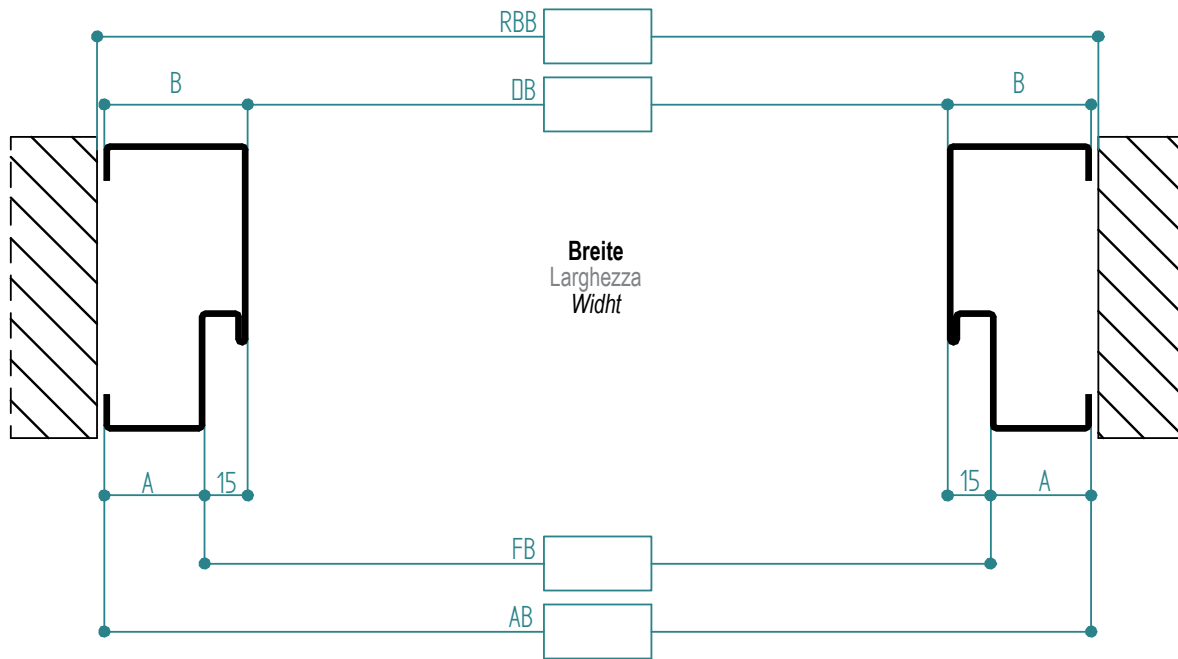
Flachlasche
plastra
flat anchor

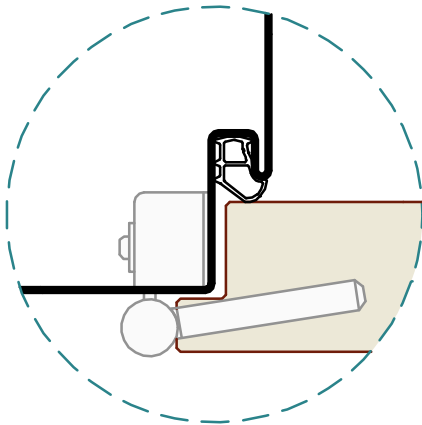


Verdübelt, Bohrung geprägt
tassellato, foro impronato
doweld, borehole stamped

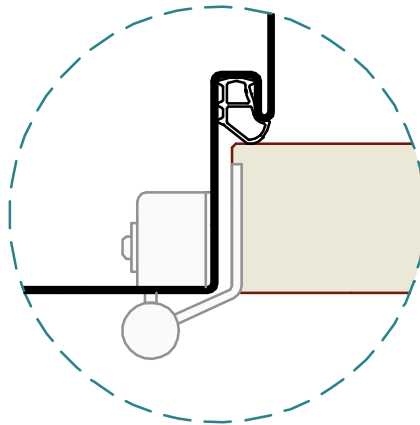




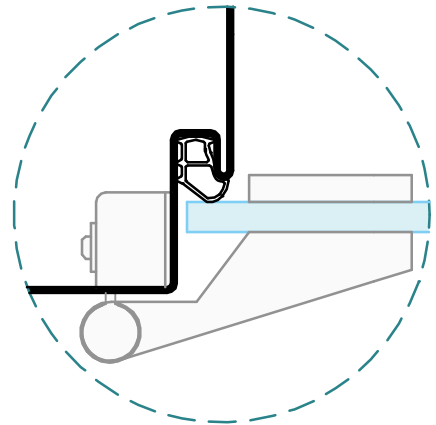




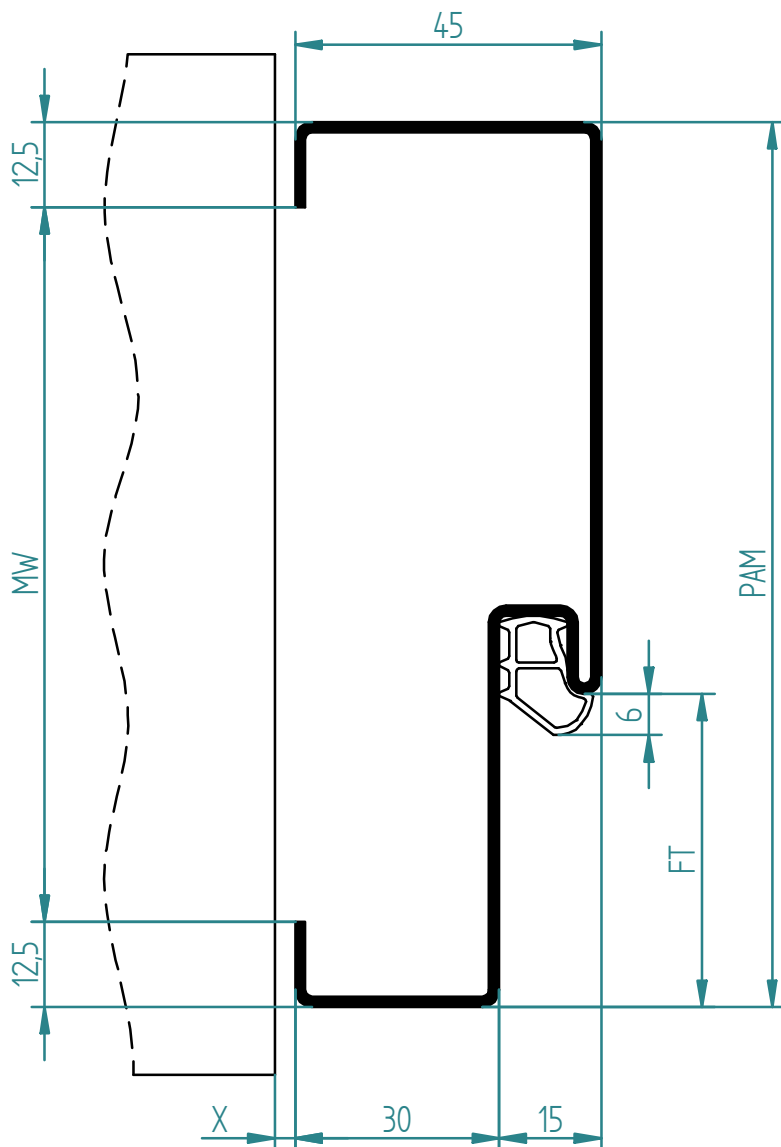
gefälztes Türblatt
 porta a battuta
 rebated door



stumpfes Türblatt
 porta a filo senza battuta
 flush door



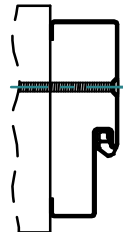
Ganzglastür
 porta in cristallo
 glass door

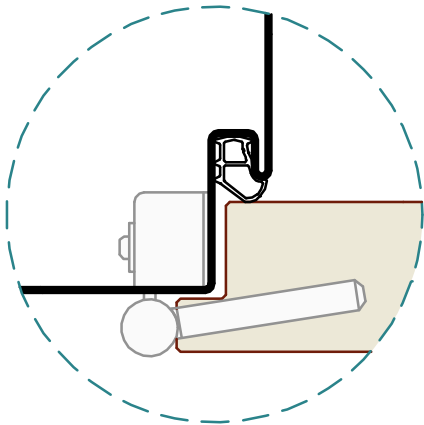


Befestigung mit Flachlasche
 fissaggio con piastra
 fixing with flat anchor

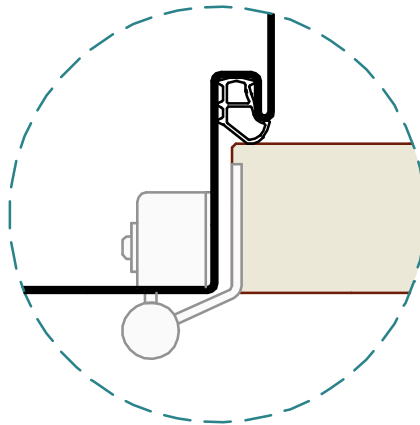


Befestigung mit Dübel, Bohrung geprägt
 fissaggio con tassello, foro improntato
 fixing with dowel, borehole stamped

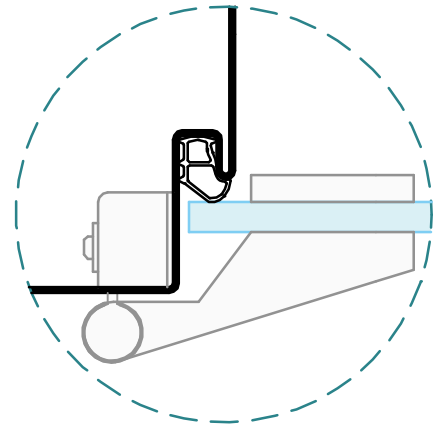




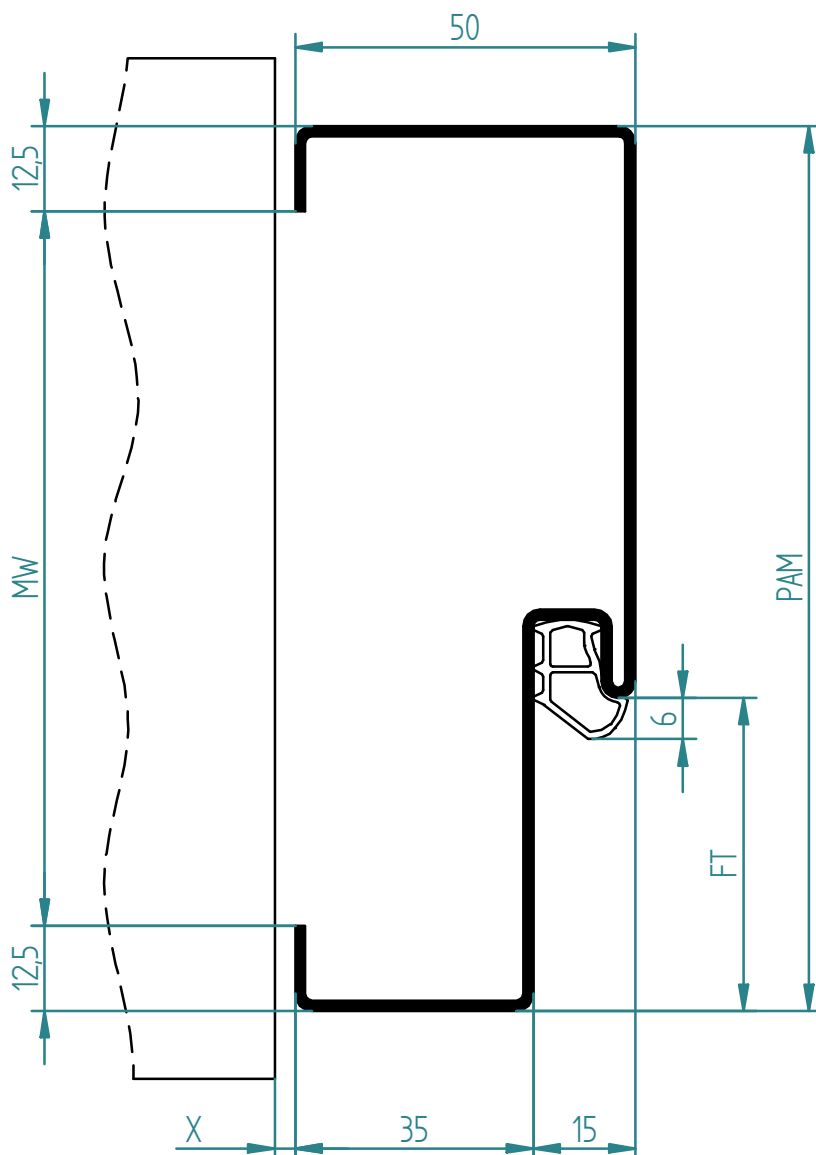
gefälztes Türblatt
 porta a battuta
 rebated door



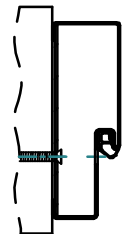
stumpfes Türblatt
 porta a filo senza battuta
 flush door



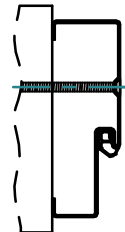
Ganzglastür
 porta in cristallo
 glass door

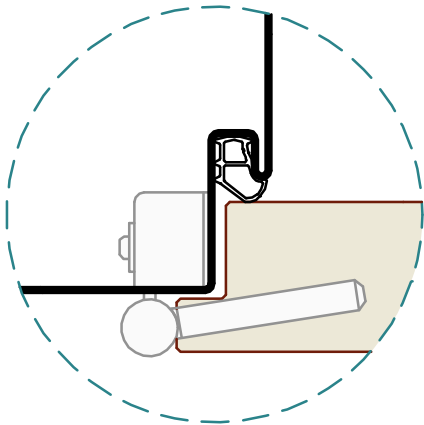


Befestigung mit Flachlasche
 fissaggio con piastra
 fixing with flat anchor

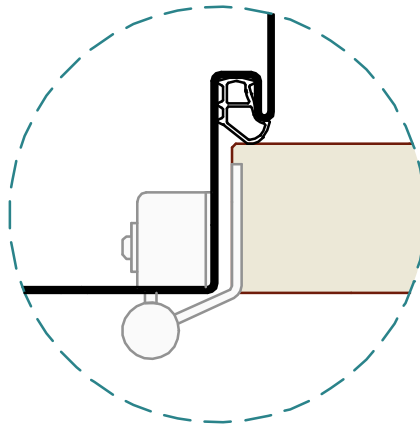


Befestigung mit Dübel, Bohrung geprägt
 fissaggio con tassello, foro improntato
 fixing with dowel, borehole stamped

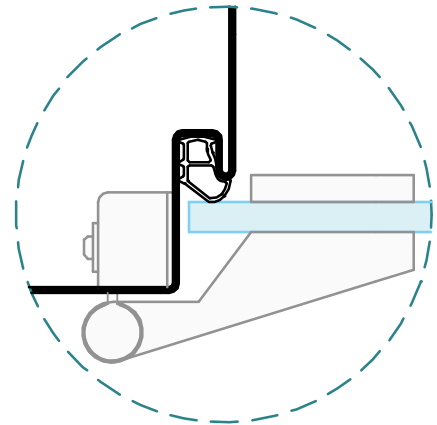




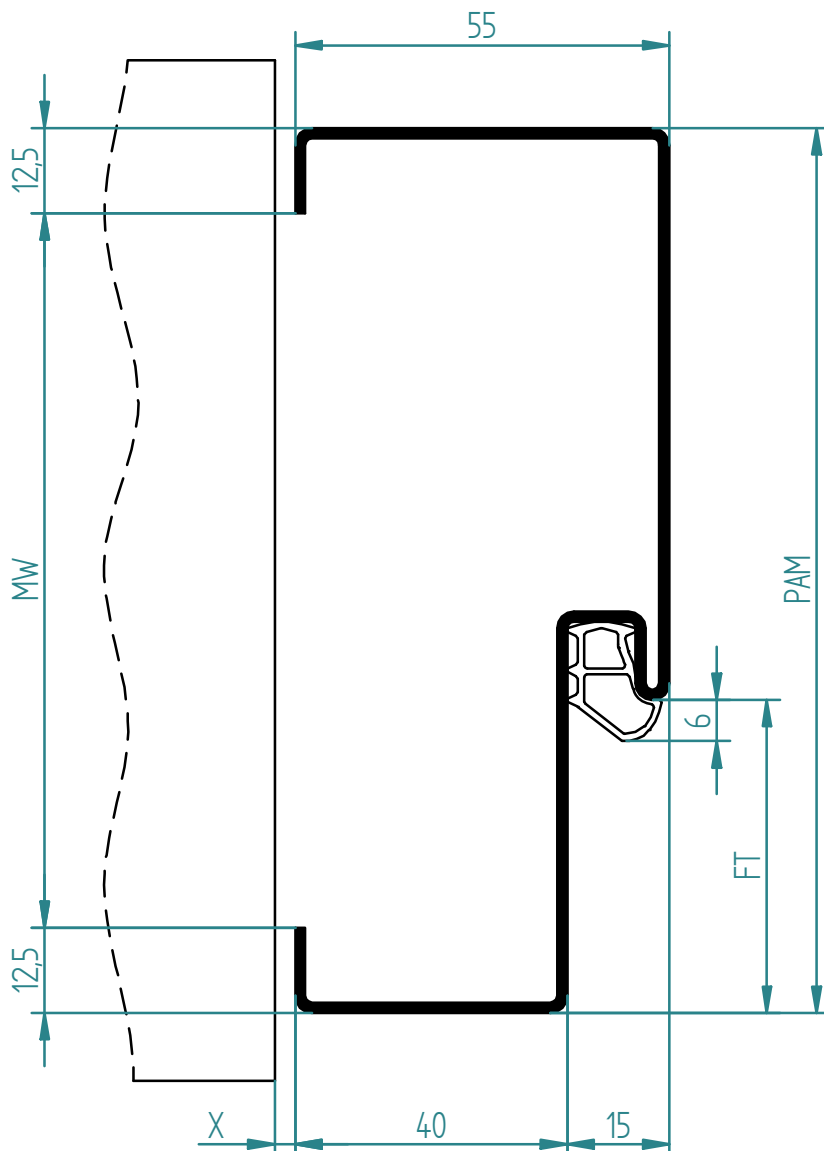
gefälztes Türblatt
 porta a battuta
 rebated door



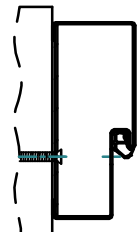
stumpfes Türblatt
 porta a filo senza battuta
 flush door



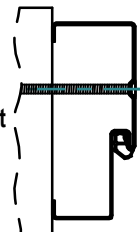
Ganzglastür
 porta in cristallo
 glass door

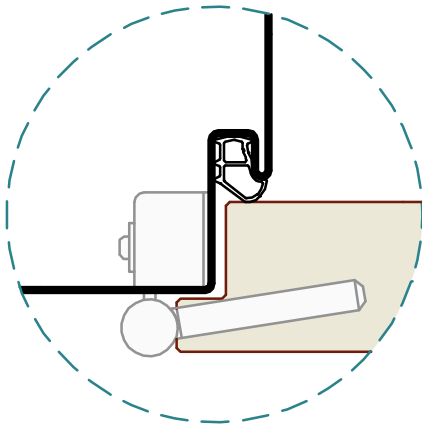


Befestigung mit Flachlasche
 fissaggio con piastra
 fixing with flat anchor

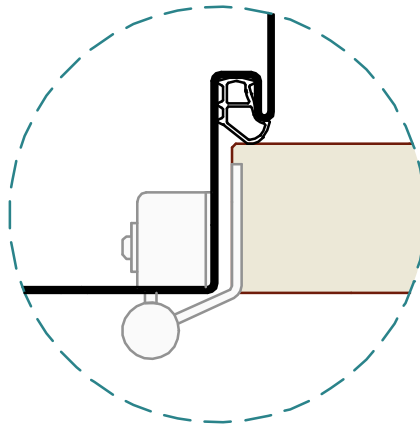


Befestigung mit Dübel, Bohrung geprägt
 fissaggio con tassello, foro improntato
 fixing with dowel, borehole stamped

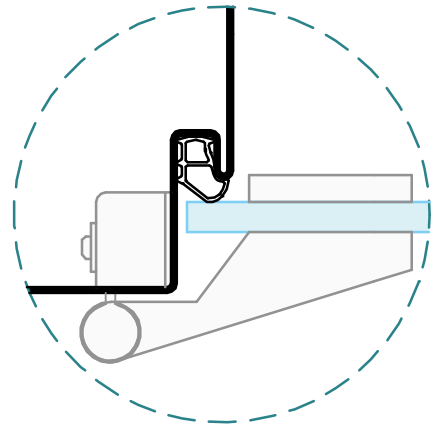




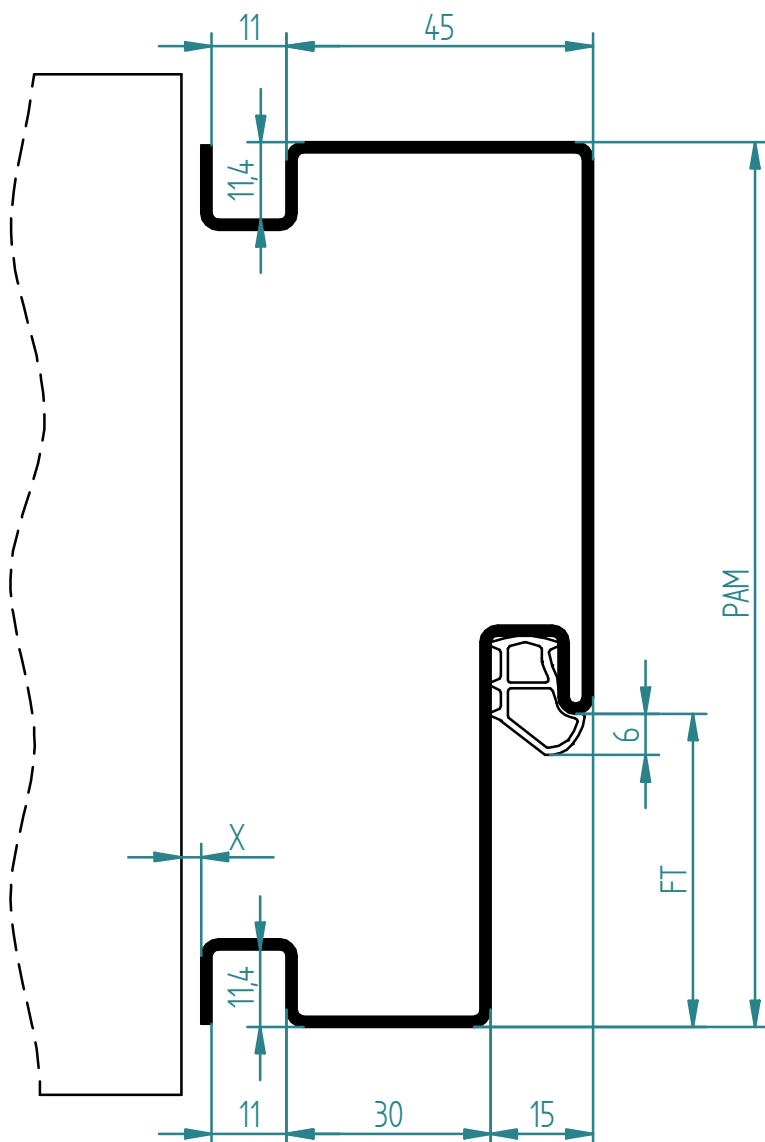
gefälztes Türblatt
 porta a battuta
 rebated door



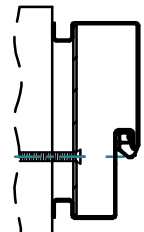
stumpfes Türblatt
 porta a filo senza battuta
 flush door



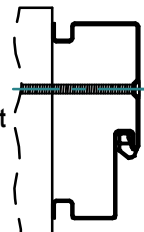
Ganzglastür
 porta in cristallo
 glass door

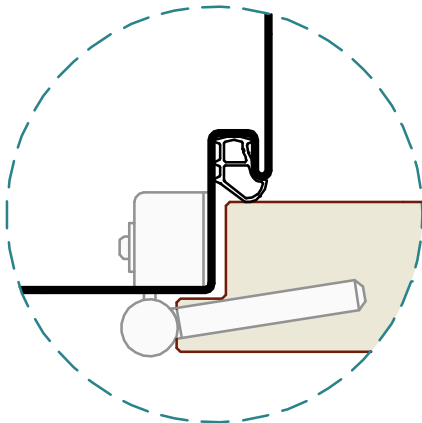


Befestigung mit Flachlasche
 fissaggio con piastra
 fixing with flat anchor

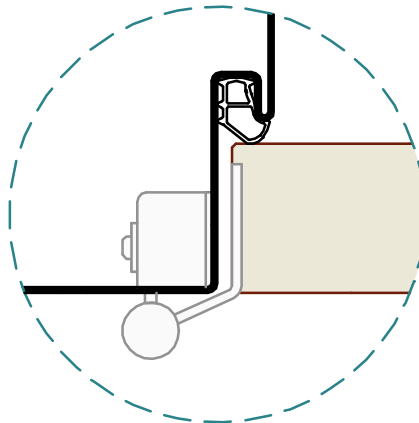


Befestigung mit Dübel, Bohrung geprägt
 fissaggio con tassello, foro improntato
 fixing with dowel, borehole stamped

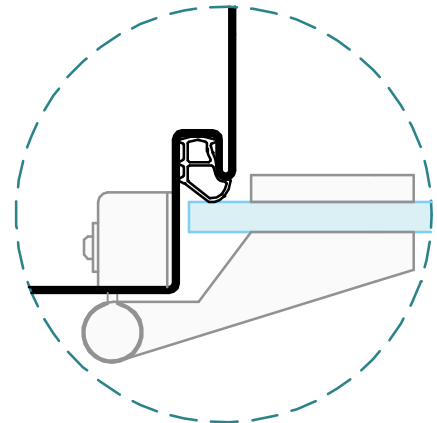




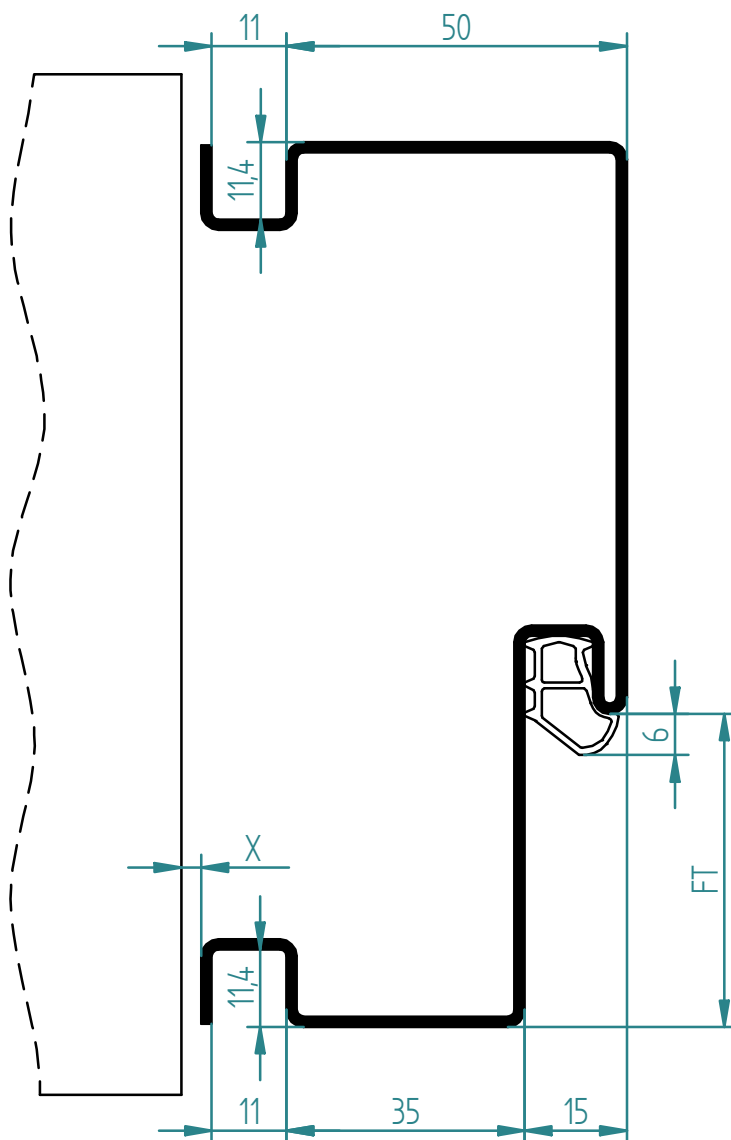
gefälztes Türblatt
 porta a battuta
 rebated door



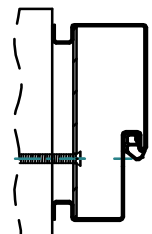
stumpfes Türblatt
 porta a filo senza battuta
 flush door



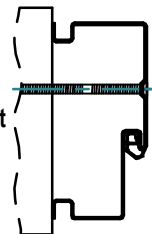
Ganzglastür
 porta in cristallo
 glass door

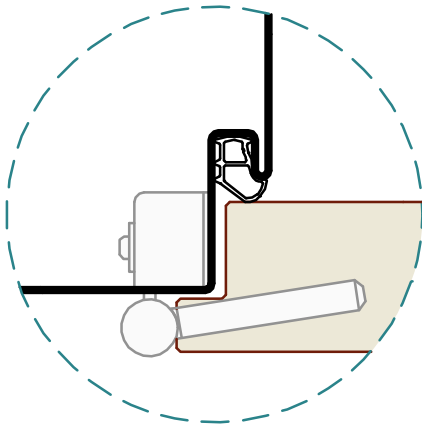


Befestigung mit Flachlasche
 fissaggio con piastra
 fixing with flat anchor

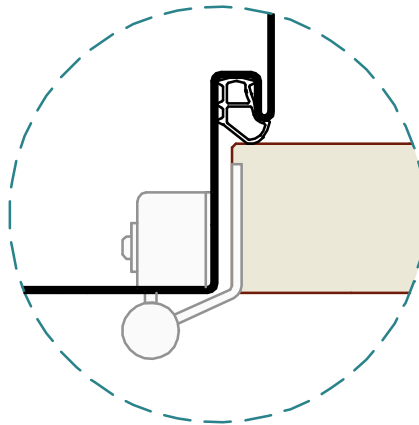


Befestigung mit Dübel, Bohrung geprägt
 fissaggio con tassello, foro improntato
 fixing with dowel, borehole stamped

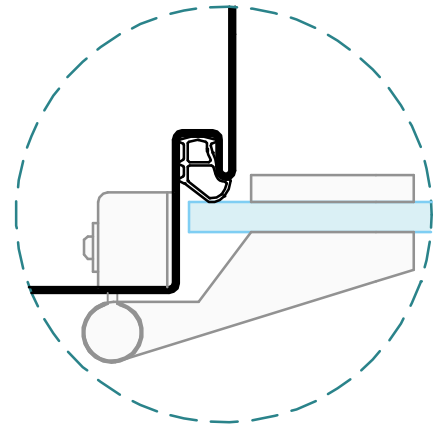




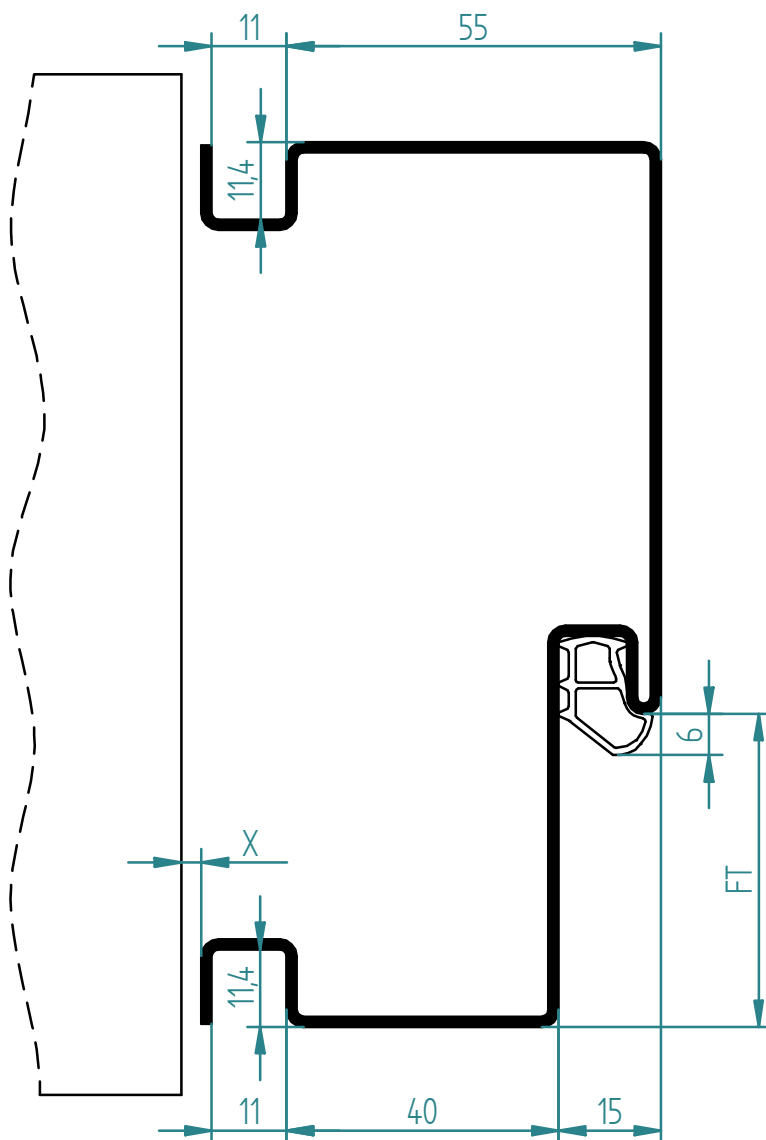
gefälztes Türblatt
 porta a battuta
 rebated door



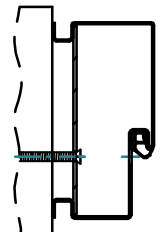
stumpfes Türblatt
 porta a filo senza battuta
 flush door



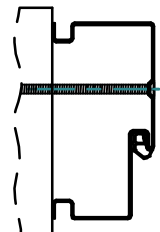
Ganzglastür
 porta in cristallo
 glass door

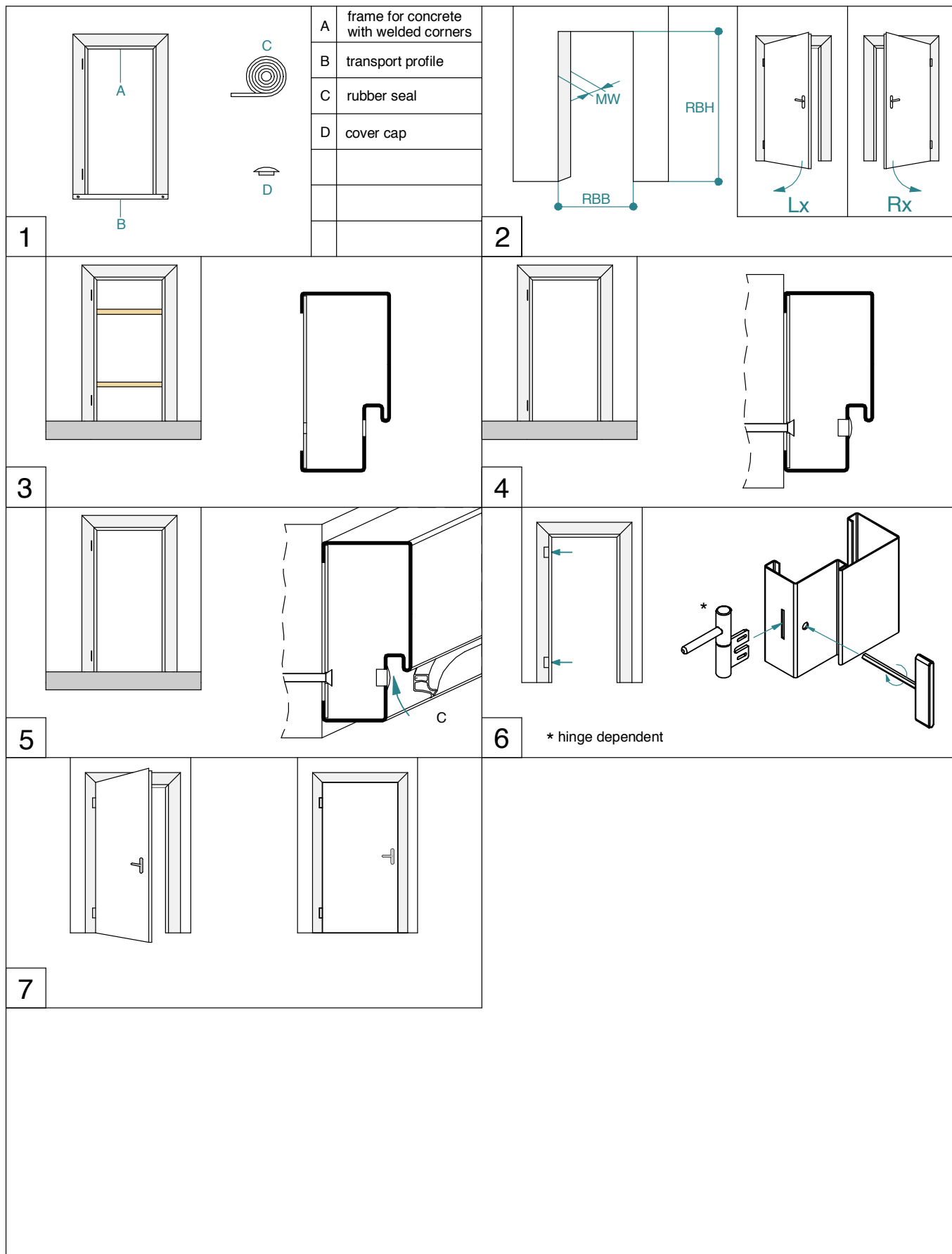


Befestigung mit Flachlasche
 fissaggio con piastra
 fixing with flat anchor

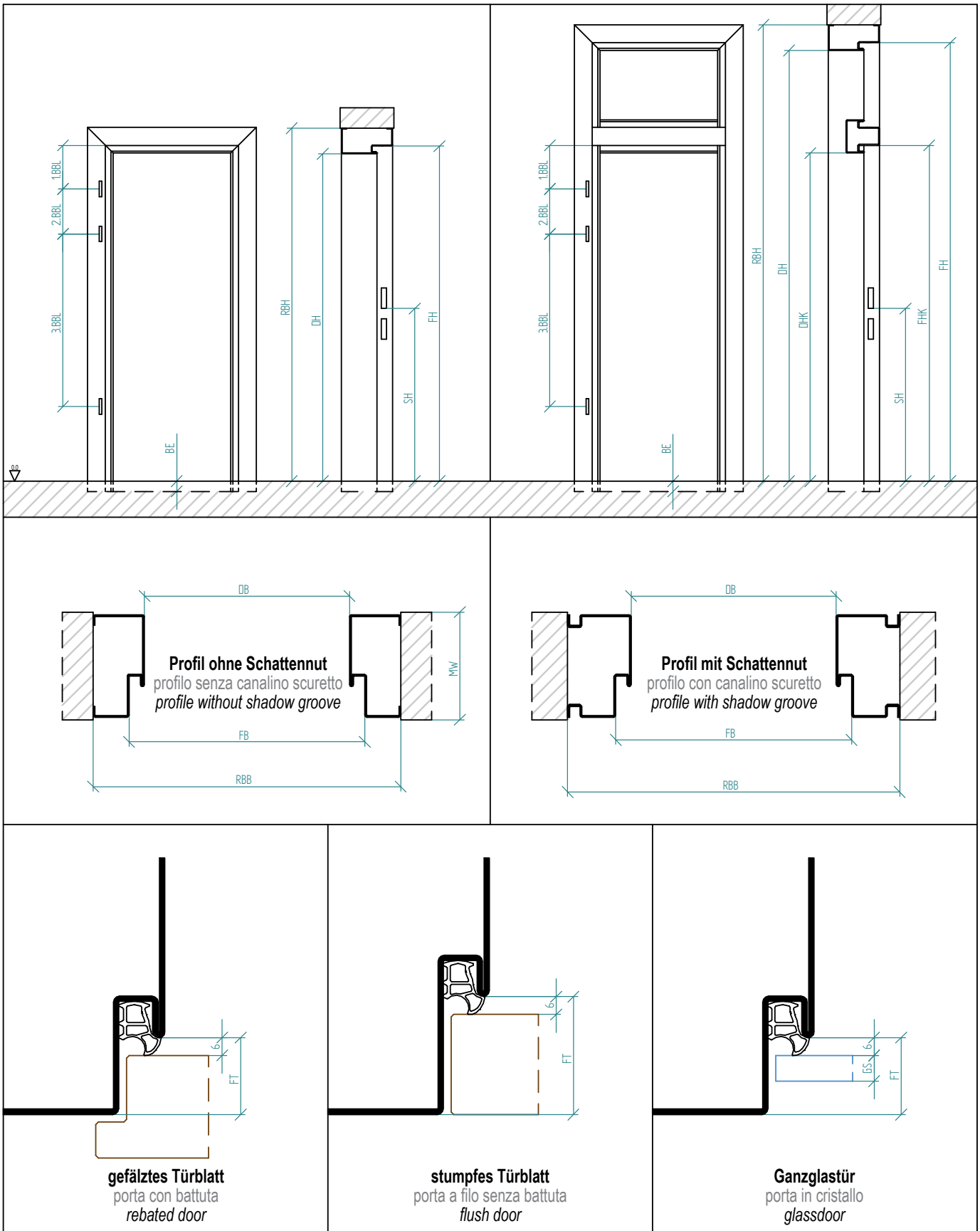


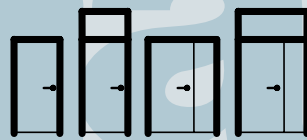
Befestigung mit Dübel, Bohrung geprägt
 fissaggio con tassello, foro improntato
 fixing with dowel, borehole stamped





	<table border="1"> <tr> <td>A</td> <td>frame for concrete with welded corners</td> </tr> <tr> <td>B</td> <td>transport profile</td> </tr> <tr> <td>C</td> <td>rubber seal</td> </tr> <tr> <td>D</td> <td>cover cap</td> </tr> </table>	A	frame for concrete with welded corners	B	transport profile	C	rubber seal	D	cover cap		
A	frame for concrete with welded corners										
B	transport profile										
C	rubber seal										
D	cover cap										
<p>1</p>		<p>2</p>									
<p>3</p>		<p>4</p>									
<p>5</p>		<p>6</p>	<p>* hinge dependent</p>								
<p>7</p>											





Via stazione 22/A, I-39035 Mongueifo (BZ)
 Tel. +39 0474 947 200, Fax 947 299
 www.rema-online.it E-mail info@rema-online.it

BLOCK

Kunde:	Lieferung:
Anschrift:	Kunde bzw. Baustelle:
UID.Nr.	
Tel.:	Fax.:
e-mail	
Kontaktperson:	e-mail
Projekt:	Tel.:
Gewünschter Liefertermin KW: _____	Fax.:
	Kontaktperson:
	Mobil:

<p>1.) Material ___ 1,5 mm verzinktes Stahlblech ___ 2,0 mm verzinktes Stahlblech ___ Edelstahl V2A 1,5 mm SB ___ Edelstahl V4A 1,5 mm SB ___ andere _____</p> <p>2.) Oberfläche ___ roh ___ pulvergrundiert (RAL 9010) ___ pulverbeschichtet RAL _____ ___ glatt-glänzend ___ glatt-matt ___ Feinstruktur-seidenglänzend ___ Feinstruktur-matt ___ andere _____</p> <p>3.) Falzausführung Türblatt ___ gefälzt 25,5 mm oder _____ ___ stumpf 40 mm oder _____ ___ Doppelfalz überfälzt FT1 _____ FT2 _____ ___ Doppelfalz stumpf FT1 _____ FT2 _____ ___ Glastürblatt _____ (8-10)</p> <p>4.) Bandaufnahme ___ V8600 ___ VX 7511 3D ___ VN 7608 120 3D ___ VN 7608 160 3D ___ andere _____</p>	<p>5.) Bandbezugslinien ___ 1.BBL 241 mm 2.BBL 1435 mm ___ 1.BBL 241 mm 2.BBL 1560 mm ___ 1.BBL _____ mm 2.BBL _____ mm ___ 3.BBL _____ mm 3.BBL 250 mm ___ 3.BBL mittig _____ 4.BBL _____ mm</p> <p>6.) Schlosstanzung ___ 62-23-62 mit verstellbarem Schliessblech ___ andere _____</p> <p>7.) Schlosstiefe (ST) ___ gefälzt ST=4 mm oder _____ mm ___ stumpf ST=15,5 mm oder _____ mm</p> <p>8.) Schlosshöhe (SH) ___ 1050 mm ___ andere _____</p> <p>9.) Befestigung ___ Maueranker für Beton / Mauerwerk ___ Hutanker für Gipskartonmontage ___ Klemmbügel und Rapid Block für SPEED ___ verstellbare Universallasche für TELESCOP / S2 ___ andere _____</p> <p>10.) Kämpferprofil für Oberlichte ___ ja _____ nein ___ Kämpferprofil ALUMINIUM 45-75 ___ Kämpferprofil STAHL gekantet: Profiltyp _____</p>	<p>11.) Glasleistenprofil für Oberlichte ___ Aluminiumglasleiste 15x15mm zum Aufklipsen ___ Profilrohrglasleiste ___x15mm zum Aufschrauben ___ andere _____</p> <p>12.) Glasstärke für Oberlichte _____ mm</p> <p>13.) Dichtungstyp C 1397 ___ grau ___ schwarz ___ weiss ___ braun</p> <p>14.) Bodeneinstand (BE) ___ ohne ___ mit: _____ mm</p> <p>15.) Extras ___ ohne ___ mit: _____</p> <p>16.) Bandlieferung ___ ja _____ nein Bandtyp _____</p> <p>17.) Zeichnungen ___ ja _____ nein Zeichnungsnr.: _____</p>
----------------------------------------------------------------------------------------------------------------------------------------------------------------------------------------------------------------------------------------------------------------------------------------------------------------------------------------------------------------------------------------------------------------------------------------------------------------------------------------------------------------------------------------------------------------------------------------------------------------------------------------------------------------------------------------------------------------------------------------------------------------------------------------------------------------------------------------------------------------------------------------------------------------------------------------------------------------------------------------------------------------------------------------------------------------------------------------------------------------------------------------------------------------------------------------------------------------------------------	------------------------------------------------------------------------------------------------------------------------------------------------------------------------------------------------------------------------------------------------------------------------------------------------------------------------------------------------------------------------------------------------------------------------------------------------------------------------------------------------------------------------------------------------------------------------------------------------------------------------------------------------------------------------------------------------------------------------------------------------------------------------------------------------------------------------------------------------------------------------------------------------------------------------------------------------------------------------------------------------------------------------------------------------------------------------------------------------------------------------------------------------------------------------------------------------------------------------------------------------------------------------------------------------------------------	--------------------------------------------------------------------------------------------------------------------------------------------------------------------------------------------------------------------------------------------------------------------------------------------------------------------------------------------------------------------------------------------------------------------------------------------------------------------------------------------------------------------------------------------------------------------------------------------------------------------------------------------------------------------------------------------------------------------------------------------------------------------------------------------------------------------------------------------------------------------------------------------------------------------------

pos.	Profiltyp	MW	Wandöffnungsmass :		Kämpferhöhe für Oberlichte	Öffnungsrichtung DIN		2 flg.	ges. Stückz.	EXTRAS	Preis
			Breite	Höhe		DHK	L				

Auftragsnr. _____ Datum: _____ Unterschrift: _____



Via stazione 22/A, I-39035 Monguefio (BZ)
 Tel. +39 0474 947 200, Fax 947 299
 www.rema-online.it E-mail info@rema-online.it

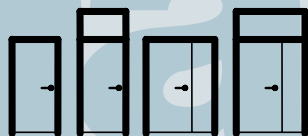
BLOCK

cliente:	spedizione:	
indirizzo:	cliente opp. cantiere:	
P. IVA:		
Tel.:	Fax.:	
e-mail		
Persona di contatto:	e-mail	
Progetto:	Tel.:	Fax.:
Consegna richiesta: _____	Persona di contatto:	cellulare:

<p>1.) materiale ___ lamiera zincata 1,5 mm ___ lamiera zincata 2,0 mm ___ acciaio INOX AISI 304 1,5 mm ___ acciaio INOX AISI 316 1,5 mm ___ altri _____</p> <p>2.) superficie ___ zincata ___ con mano di fondo (RAL 9010) ___ verniciato a polveri RAL _____ ___ liscio - lucido ___ liscio - opaco ___ raggrinz. - semilucido ___ raggrinz. - opaco ___ altri _____</p> <p>3.) esecuzione battuta ___ porta con battuta 25,5 mm o _____ ___ porta senza battuta 40 mm o _____ ___ porta a doppia battuta FT1 _____ FT2 _____ ___ porta a filo con battuta FT1 _____ FT2 _____ ___ porta in cristallo _____ (8-10)</p> <p>4.) predisposizione per cerniere ___ V8600 ___ VX 7511 3D ___ VN 7608 120 3D ___ VN 7608 160 3D ___ altri _____</p>	<p>5.) posizionamento cerniere ___ 1.BBL 241 mm 2.BBL 1435 mm ___ 1.BBL 241 mm 2.BBL 1560 mm ___ 1.BBL _____ mm 2.BBL _____ mm ___ 3.BBL _____ mm 3.BBL 250 mm ___ 3.BBL centrale _____ ___ 4.BBL _____ mm</p> <p>6.) foro serratura ___ 62-23-62 con incontro serratura regolabile ___ altri _____</p> <p>7.) profondità serratura (ST) ___ per porta con battuta ST=4 mm o _____ mm ___ per porta senza battuta ST=15,5 mm o _____ mm</p> <p>8.) altezza serratura (SH) ___ 1050 mm ___ altri _____</p> <p>9.) sistema di ancoraggio ___ zanche da murare per cemento ___ staffe per fissaggio per parete in cartongesso ___ morsetto e Rapid Block per SPEED ___ staffa universale regolabile per TELESCOP / S2 ___ altri _____</p> <p>10.) profilo traverso per sopra-luce ___ si _____ no ___ profilo traverso in alluminio 45-75 ___ profilo traverso piegato in acciaio: tipo _____</p>	<p>11.) fermavetro per sopra-luce ___ fermavetro-clip 15x15mm in alluminio ___ fermavetro tubolare ___x15mm per avvitare ___ altri _____</p> <p>12.) spessore vetro per sopra-luce _____ mm</p> <p>13.) tipo di guarnizione C 1397 ___ grigio ___ nero ___ bianco ___ marrone</p> <p>14.) incasso nel pavimento (BE) ___ senza ___ con: _____ mm</p> <p>15.) Extras ___ senza ___ con: _____</p> <p>16.) fornitura cerniere ___ si _____ no tipo cerniera _____</p> <p>17.) disegni ___ si _____ no disegno nr.: _____</p>
--------------------------------------------------------------------------------------------------------------------------------------------------------------------------------------------------------------------------------------------------------------------------------------------------------------------------------------------------------------------------------------------------------------------------------------------------------------------------------------------------------------------------------------------------------------------------------------------------------------------------------------------------------------------------------------------------------------------------------------------------------------------------------------------------------------------------------------------------------------------------------------------------------------------------------------------------------------------------------------------------------------------------------------------------------------------------------------------------------------------------------------------------------------------------------------------------------------------------------------------------------------------------------	----------------------------------------------------------------------------------------------------------------------------------------------------------------------------------------------------------------------------------------------------------------------------------------------------------------------------------------------------------------------------------------------------------------------------------------------------------------------------------------------------------------------------------------------------------------------------------------------------------------------------------------------------------------------------------------------------------------------------------------------------------------------------------------------------------------------------------------------------------------------------------------------------------------------------------------------------------------------------------------------------------------------------------------------------------------------------------------------------------------------------------------------------------------------------------------------------------------------------------------------------------------------------------------------------------------------------------------------------------------------------------	-----------------------------------------------------------------------------------------------------------------------------------------------------------------------------------------------------------------------------------------------------------------------------------------------------------------------------------------------------------------------------------------------------------------------------------------------------------------------------------------------------------------------------------------------------------------------------------------------------------------------------------------------------------------------------------------------------------------------------------------------------------------------------------------------------------------------------------------------------------------------------------------------------------------------------

pos.	tipo del profilo	MW	foro parete : misura battuta : luce netta :		RBB / RBH FB / FH DB / DH	altezza profilo traverso per sopra-luce	senso di apertura DIN		2 ante	quantità totale	EXTRAS	prezzo
			larghezza	altezza			DKH	L				

ordine nr. _____ data: _____ firma del cliente: _____



Via stazione 22/A, I-39035 Monguefio (BZ)
 Tel. +39 0474 947 200, Fax 947 299
 www.rema-online.it E-mail info@rema-online.it


BLOCK

Client:	Destination:		
Adress:	site or client adress:		
VAT No.:			
Tel.:	Fax. :		
e-mail			
Contact:	e-mail		
Project:	Tel.:	Fax. :	
Requested delivery date:	Contact:	Mobile:	

1.) Material <input type="checkbox"/> galvanized steel 1,5 mm <input type="checkbox"/> galvanized steel 2,0 mm <input type="checkbox"/> stainless steel AISI 304 1,5 mm <input type="checkbox"/> stainless steel AISI 316 1,5 mm <input type="checkbox"/> others _____ 2.) Surface <input type="checkbox"/> raw <input type="checkbox"/> primed (RAL 9010) <input type="checkbox"/> powder coated RAL _____ <input type="checkbox"/> smooth-glossy <input type="checkbox"/> smooth-matte <input type="checkbox"/> finetexture-semigloss <input type="checkbox"/> finetexture-matte <input type="checkbox"/> others _____ 3.) Doortype <input type="checkbox"/> rebated 25,5 mm or _____ <input type="checkbox"/> flush door 40 mm or _____ <input type="checkbox"/> double rabated FT1 _____ FT2 _____ <input type="checkbox"/> double rebated flush door FT1 _____ FT2 _____ <input type="checkbox"/> glass door _____ (8-10) 4.) Hinge preparing <input type="checkbox"/> V8600 <input type="checkbox"/> VX 7511 3D <input type="checkbox"/> VN 7608 120 3D <input type="checkbox"/> VN 7608 160 3D <input type="checkbox"/> others _____	5.) Hinge positions <input type="checkbox"/> 1.BBL 241 mm 2.BBL 1435 mm <input type="checkbox"/> 1.BBL 241 mm 2.BBL 1560 mm <input type="checkbox"/> 1.BBL _____ mm 2.BBL _____ mm <input type="checkbox"/> 3.BBL _____ mm 3.BBL 250 mm <input type="checkbox"/> 3.BBL central _____ 4.BBL _____ mm 6.) Lock preparing <input type="checkbox"/> 62-23-62 con with registrable strike plate <input type="checkbox"/> others _____ 7.) Depth of lock preparing (ST) <input type="checkbox"/> for rebated door ST=4 mm or _____ mm <input type="checkbox"/> fur flush door ST=15,5 mm or _____ mm 8.) Hight of lock preparing (SH) <input type="checkbox"/> 1050 mm <input type="checkbox"/> others _____ 9.) Fixing systems <input type="checkbox"/> special brackets for concrete walls <input type="checkbox"/> special anchors for stud walls <input type="checkbox"/> clamb and Rapid Block for SPEED <input type="checkbox"/> regolable anchor for TELESCOP / S2 <input type="checkbox"/> others _____ 10.) Transom-bar for overlight frame <input type="checkbox"/> yes _____ no <input type="checkbox"/> transom in aluminium 45-75 _____ <input type="checkbox"/> bended transom in steel : type _____	11.) Glazing bead for fanlight <input type="checkbox"/> clip bead 15x15mm in aluminium <input type="checkbox"/> steel tube bead _____x15mm to screw <input type="checkbox"/> others _____ 12.) Glass thickness for fanlight _____mm 13.) Color of rubber seal C 1397 <input type="checkbox"/> grey <input type="checkbox"/> black <input type="checkbox"/> white <input type="checkbox"/> brown 14.) Floor height (BE) <input type="checkbox"/> no <input type="checkbox"/> yes: _____mm 15.) Extras <input type="checkbox"/> no <input type="checkbox"/> yes: _____ 16.) Hinge supply <input type="checkbox"/> yes _____ no hinge type _____ 17.) Drawings <input type="checkbox"/> yes _____ no drawing nr.: _____
-----------------------------------------------------------------------------------------------------------------------------------------------------------------------------------------------------------------------------------------------------------------------------------------------------------------------------------------------------------------------------------------------------------------------------------------------------------------------------------------------------------------------------------------------------------------------------------------------------------------------------------------------------------------------------------------------------------------------------------------------------------------------------------------------------------------------------------------------------------------------------------------------------------------------------------------------------------------------------------------------------------------------------------------------------------------------------------------------------------------------------------------------------------------------------------------------------------------------------------------------------------------------	-------------------------------------------------------------------------------------------------------------------------------------------------------------------------------------------------------------------------------------------------------------------------------------------------------------------------------------------------------------------------------------------------------------------------------------------------------------------------------------------------------------------------------------------------------------------------------------------------------------------------------------------------------------------------------------------------------------------------------------------------------------------------------------------------------------------------------------------------------------------------------------------------------------------------------------------------------------------------------------------------------------------------------------------------------------------------------------------------------------------------------------------------------------------------------------------------------------------------------------------------------------------------------------------------------------------------------------------------------------------------------------------	-------------------------------------------------------------------------------------------------------------------------------------------------------------------------------------------------------------------------------------------------------------------------------------------------------------------------------------------------------------------------------------------------------------------------------------------------------------------------------------------------------------------------------------------------------------------------------------------------------------------------------------------------------------------------------------------------------------------------------------------------------------------------------------------------------------------------------------------------------------------

pos.	profile type	MW	<input type="checkbox"/> wall opening : RBB / RBH height of <input type="checkbox"/> frame-rebate dimmension : FB / FH transom <input type="checkbox"/> open size of frame : DB / DH for fanlight		handing DIN <input type="checkbox"/> L <input type="checkbox"/> R		2 doors	quantity total	EXTRA	price
			widht	height	DHK					

order nr. _____ date: _____ signature : _____





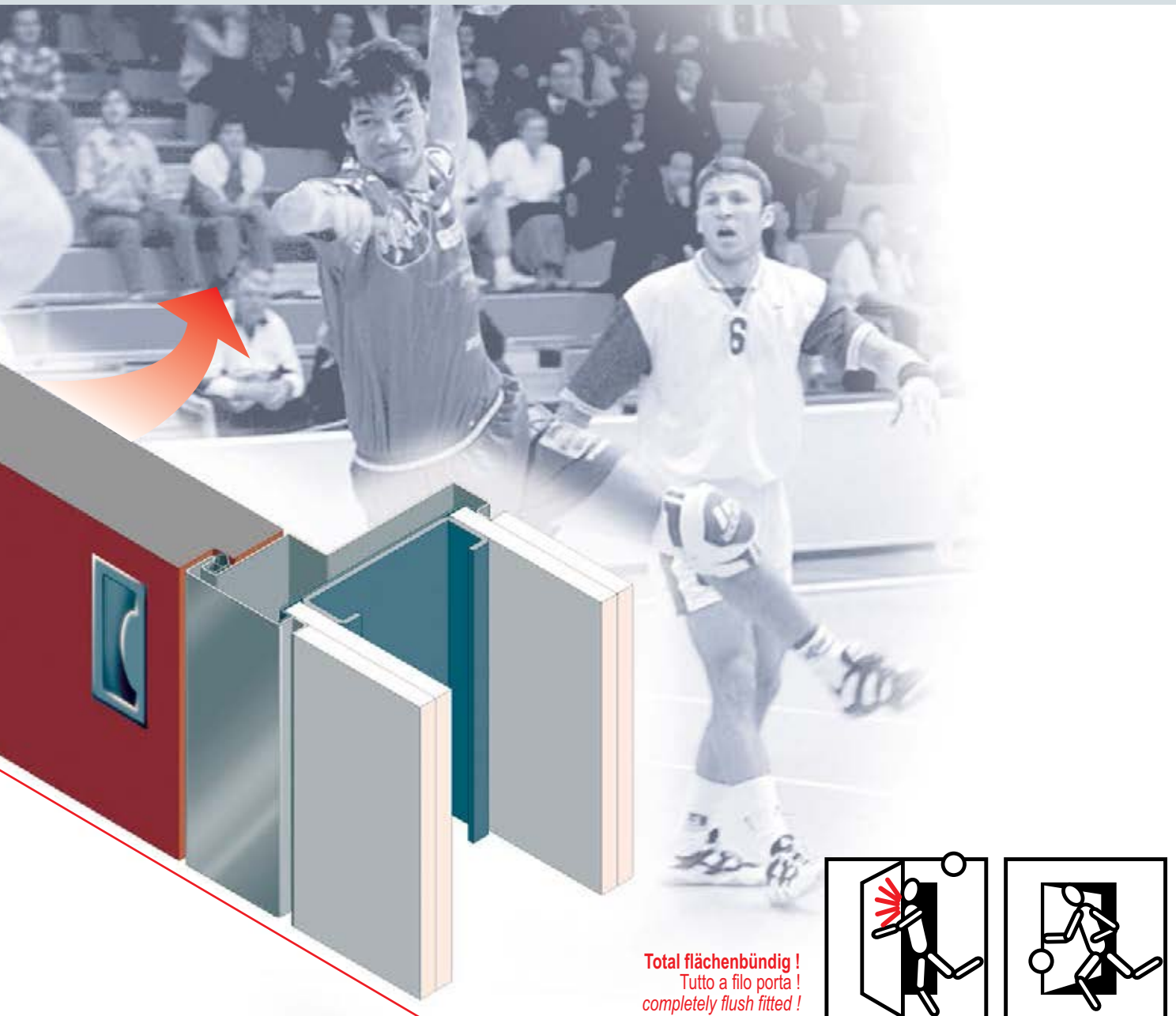
1. Wir über uns/ Referenzen
2. Typenübersicht
3. SPEED
3-teilige Schnellbauzarge
4. S-2
2-teilige Zarge, nicht verstellbar
5. TELESCOP
2-teilige verstellbare Zarge
6. SOLID
1-teilige Zarge MW/Mauerwerk
1-teilige Zarge GK/Trockenbauzarge
7. CORNER
Eckzarge
8. BLOCK
Blockzarge
9. THZ
Turnhallenzarge
10. DESIGN
G-LINE
M-LINE
11. F-LINE
Fingerschutzzarge
12. DOUBLE ACTING
Pendeltürzarge
13. SLIDE
Schiebetürzarge v.d.W.
Schiebetürzarge i.d.N.
Schiebetürzarge i.d.W.
14. E-MOTION
Drehschiebetür
15. Verglasungsrahmen/
Ganzglastür
16. Sonderelemente
17. Kämpferprofile/
Glashalteleisten
18. Anwendungen/Optionals
19. Bandsysteme
20. Schlosssysteme
und Verriegelungen
21. OTS / ITS
22. Oberfläche und Materialien
23. Allgemeine Informationen




1. l'azienda / Referenze
2. tipologia di casseporte
3. SPEED
cassaporta in 3-pezzi per montaggio rapido
4. S-2
cassaporta in due pezzi, non regolabile
5. TELESCOP
cassaporta regolabile
6. SOLID
cassaporta in un pezzo MW/muratura
cassaporta in un pezzo GK/parete in cartongesso
7. CORNER
cassaporta ad angolo
8. BLOCK
cassaporta per montaggio in luce
9. THZ
telaio speciale per palestra
10. DESIGN
G-LINE
M-LINE
11. F-LINE
cassaporta antiinfortunistica
12. DOUBLE ACTING
cassaporta per porta a Ventola
13. SLIDE
scorrevole esterno parete
scorrevole interno nicchia
scorrevole interno parete
14. E-MOTION
porta rototraslante
15. telai per vetrate/
casseporte per porte in cristallo
16. elementi speciali
17. profili trasversi/
listelli fermavetro
18. applicazioni/optionals
19. sistemi di cerniere
20. sistemi di serrature e
chiusure speciali
21. OTS / ITS
22. Materiali e superfici
23. informazioni tecniche
generali



1. the company/References
2. typical frame elevations
3. SPEED
3-part frame easy installation
4. S-2
2-part frame, not adjustable
5. TELESCOP
adjustable steel frame
6. SOLID
1-part frame MW/concrete wall
1-part frame GK/stud wall
7. CORNER
corner frame
8. BLOCK
frame for fixing flat in the wall
9. THZ
special frame for sport halls
10. DESIGN
G-LINE
M-LINE
11. F-LINE
frame with safety solution
12. DOUBLE ACTING
double acting frame
13. SLIDE
sliding door external wall
sliding door - in wall niche
sliding door - internal wall
14. E-MOTION
rototraslation door system
15. steel frames for glazing/
steel frame for glass doors
16. special frame elevations
17. transom bars/
glazing beads
18. applications/optionals
19. hinge systems
20. lock and access systems
21. OTS / ITS
22. materials and surfaces
23. general technical
informations



Total flächenbündig !
 Tutto a filo porta !
 completely flush fitted !



Diese Zargen sind besonders konstruiert um einen flächenbündigen Einbau mit Wand und Tür zu ermöglichen. Die Tür öffnet sich von einer Sporthalle immer nach außen um eventuelle Unfälle durch Kollision mit der Tür zu vermeiden. Als Türdrücker empfehlen wir die Verwendung von flächenbündigen Muschelgriffen.

rema THZ Zargen sind in folgenden Ausführungen lieferbar:

- für verschiedenste Wandanschlüsse mit oder ohne Schattennut
- Stahl pulverbeschichtet oder Edelstahl
- Große Farbauswahl
- Maßfertigung
- Für Schallschutz auch mit Doppelfalz

Questi telai sono disegnati specialmente per il montaggio conplanare con la parete e con l'anta. L'apertura della porta deve essere sempre verso il lato opposto della palestra per evitare incidenti causati da collisioni con la porta aperta. Consigliamo di utilizzare maniglie speciali a conchiglia per montaggio a filo dell'anta.

Casseporte rema THZ con disponibili nelle seguenti versioni:

- Fissaggio su vari tipi di costruzione di parete con o senza canalino coprifuga acciaio
- verniciato oppure acciaio inox.
- Vasta gamma di colori
- Costruzione su misura
- Per porte ad isolamento accustico con doppia battuta.

This kind of steel frame has been designed for flat installation with wall and door leaf
The door opening must be outside to avoid accidents in case of collision with open door.

rema recommends to use mussel handle for flat installation.

rema THZ frames are available as follow:

- **Installation on many different types of wall constructions**
- **with or without shadow groove profile**
- **powder coated steel or stainless steel**
- **big range of colours and surfaces**
- **custom made sizes**
- **for sound proof doors with double rebated profil**

rema Stahlzarge Modell THZ, Turnhallenzarge
Ausführungsmöglichkeit :

als SOLID-Zarge
als S2 2-teilige Zarge
als TELESCOP - Zarge
Zarge durchgehend verschweißt

Profil (Auswahl aus rema Profilvariante)
für stumpfes Türblatt; Türblattstärke (TS)...mm
für doppelt gefälztes Türblatt (FT1) ...mm (FT2)...mm

Material: verzinktes Stahlblech 1,5mm oder 2,0mm
bzw. Edelstahl V2A oder V4A 1,5mm
oder 2,0mm

Oberfläche: pulvergrundiert für bauseitigen
Anstrich bzw. fertig
pulverbeschichtet nach RAL....
oder bei Edelstahl geschliffen K220
bzw. gebürstet Scotch Brite

Hohlkammerdichtung C1397 grau oder schwarz

2 oder mehr Bandunterkonstruktionen Modell ...

verstellbares rema Edelstahlschliessblech mit
Mauerschutzkasten

Wandbefestigung je nach gewähltem Zargentyp

telaio rema modello THZ, telaio speciale per
palestra esecuzione:

telaio SOLID
telaio S2
telaio TELESCOP
telaio con angoli saldati

profilo (scelta della gamma di profili rema)
per porta a filo; spessore pannello (TS)...mm
per porta a doppia battuta (FT1) ...mm (FT2)...mm

materiale: Lamiera zincata 1,5mm oppure 2,0mm
oppure lamiera INOX AISI304
oppure AISI316 spessore 1,5mm
oppure 2,0mm

superficie: verniciato a mano di fondo Primer,
oppure verniciato a polveri RAL
per telaio Inox satinato Scotch Brite
oppure K220

guarnizione C1397 grigio oppure nero

2 oppure più predisposizioni per cerniera modello ...

incontro serratura regolabile rema in acciaio Inox

fissaggio adatto per tipo telaio scelto

rema steel frame model THZ, special frame for
sport halls executions:

SOLID Frame
S2 frame
TELESCOP frame
frame with welded corners or

profile (choose from the rema profile range)
for flush door; leaf thickness (TS)...mm
for double rebated door (FT1) ...mm (FT2)...mm

material: galvanized steel sheet 1,5mm
or 2,0mm or Stainless steel sheet V2A
or V4A 1,5mm or 2,0mm


surface: powder coated PRIMER,
or finished powder coated RAL
for stainless steel satinated K220
or Scotch Brite


rubber seal C1397 grey or black

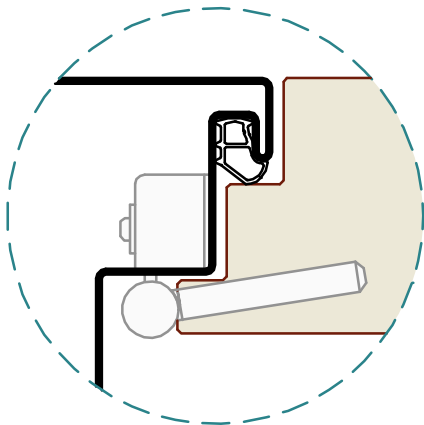
2 or more hinge preps for model...

adjustable rema stainless steel lock strike plate

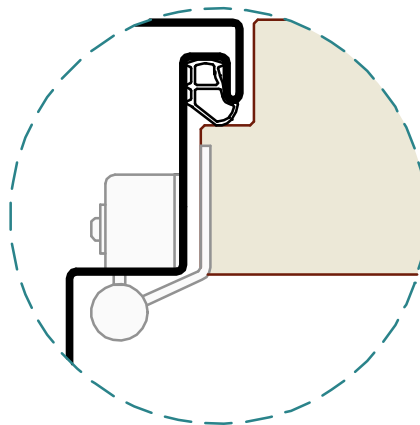
fixing as frame type, requires



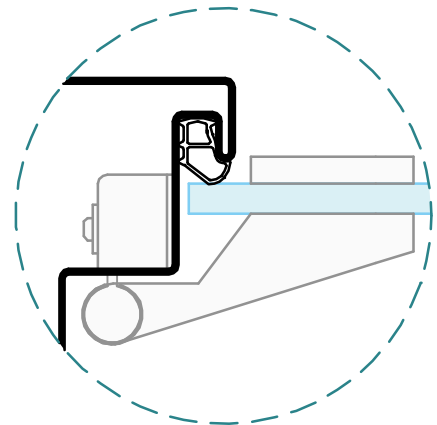




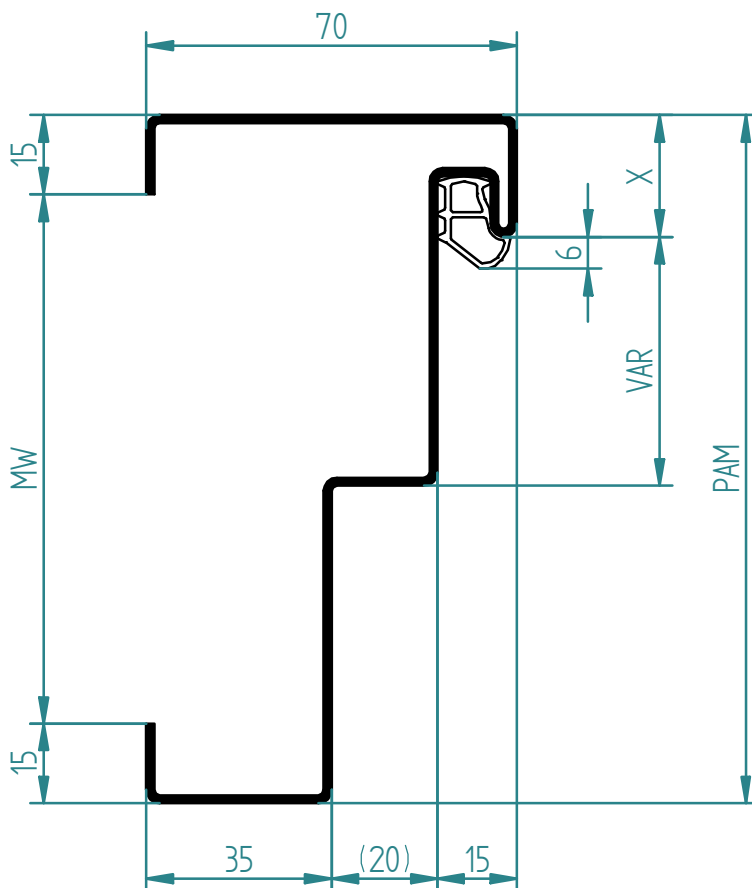
doppelt gefälztes Türblatt
 porta a doppia battuta
 double rebated door



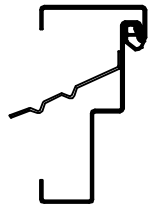
stumpf gefälztes Türblatt
 porta a filo con battuta
 flush rebated door



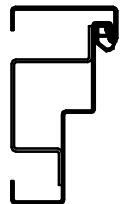
Ganzglastür
 porta in cristallo
 glass door



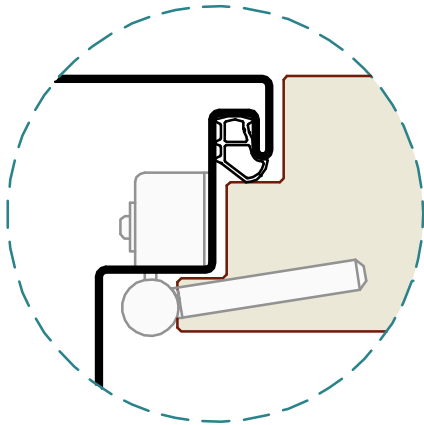
Befestigung mit Maueranker
 fissaggio con zanca a muro
 fitting with anchor for concrete



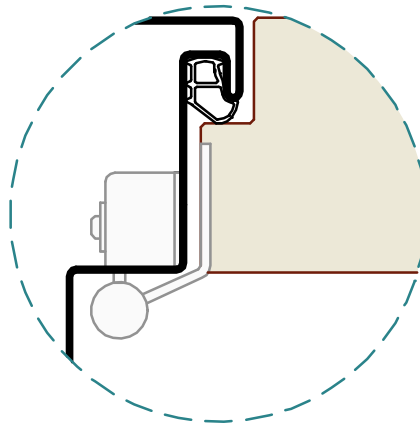
Befestigung mit Hutanker
 fissaggio con staffa ad "U"
 fitting with "U" bracket



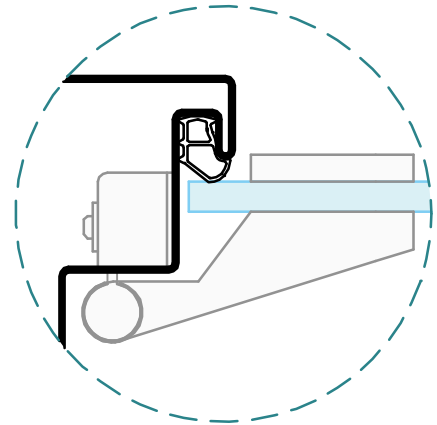
X = min. 23mm (15/10)
 X = min. 29mm (20/10)



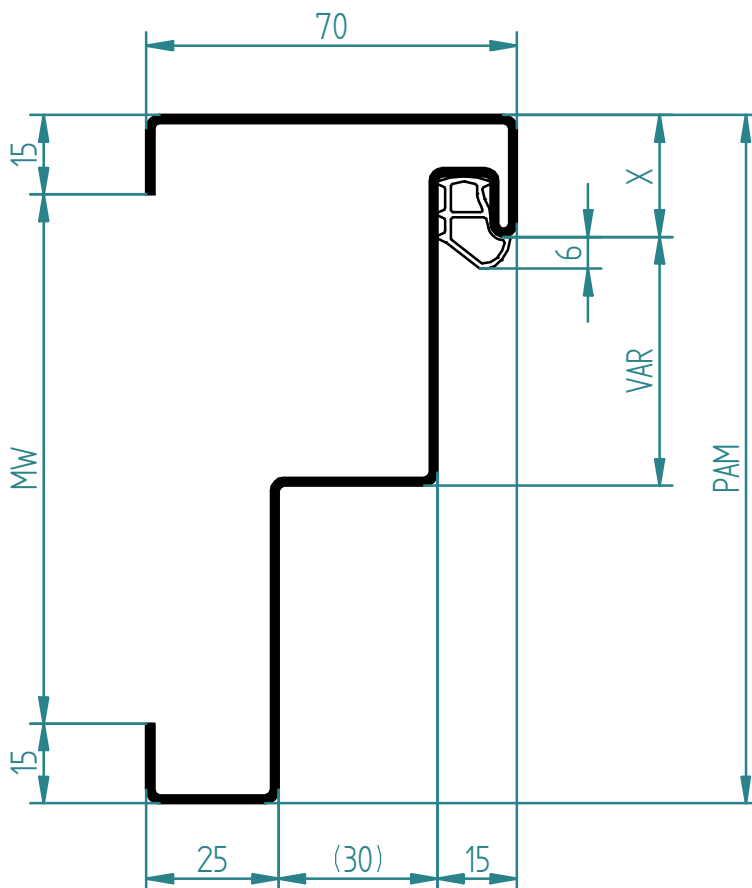
doppelt gefälztes Türblatt
 porta a doppia battuta
 double rebated door



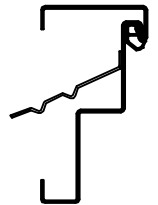
stumpf gefälztes Türblatt
 porta a filo con battuta
 flush rebated door



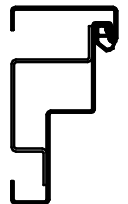
Ganzglastür
 porta in cristallo
 glass door



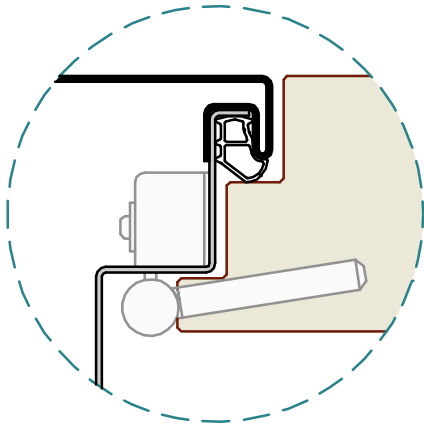
Befestigung mit Maueranker
 fissaggio con zanca a muro
 fitting with anchor for concrete



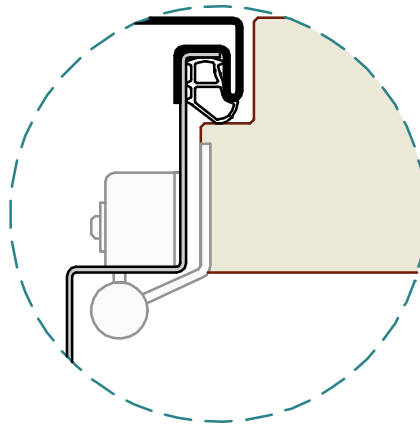
Befestigung mit Hutanker
 fissaggio con staffa ad "U"
 fitting with "U" bracket



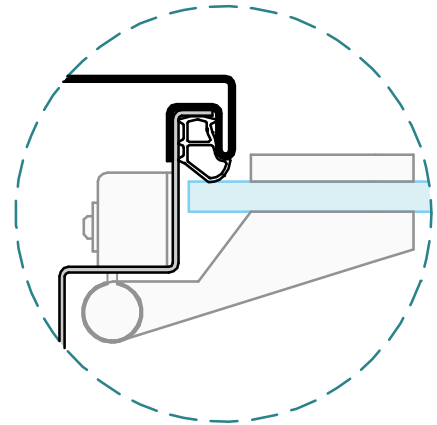
X = min. 23mm (15/10)
 X = min. 29mm (20/10)



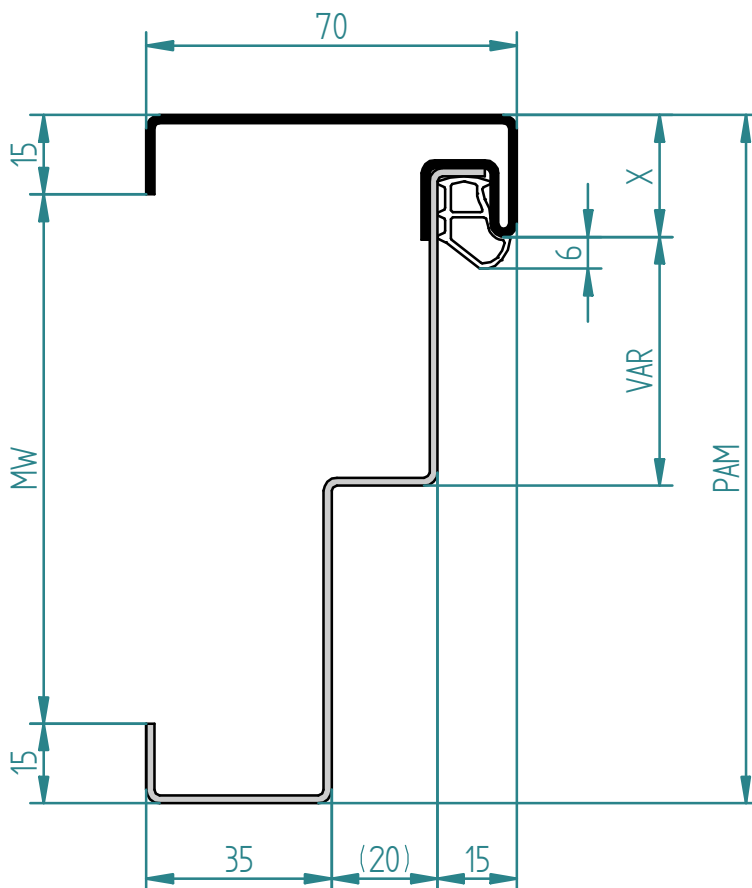
doppelt gefälztes Türblatt
 porta a doppia battuta
 double rebated door



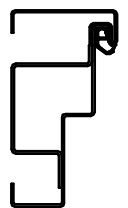
stumpf gefälztes Türblatt
 porta a filo con battuta
 flush rebated door



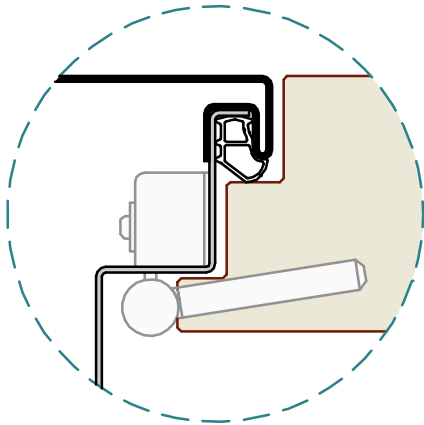
Ganzglastür
 porta in cristallo
 glass door



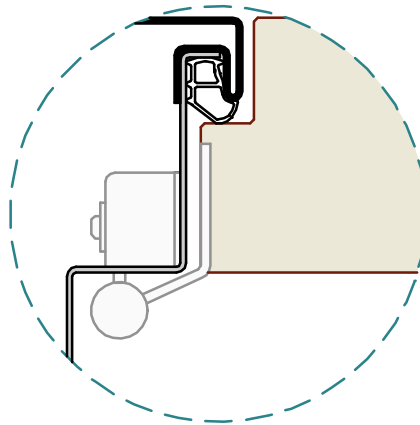
Befestigung mit Hutanker
 fissaggio con staffa ad "U"
 fitting with "U" bracket



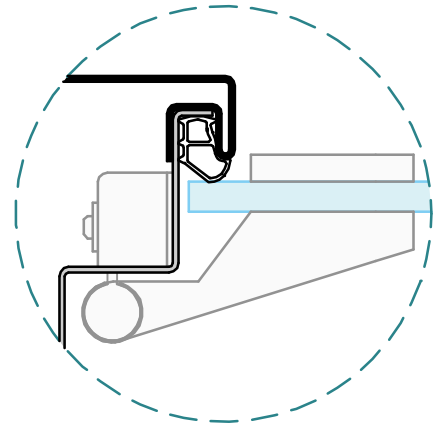
X = min. 23mm (15/10)
 X = min. 29mm (20/10)



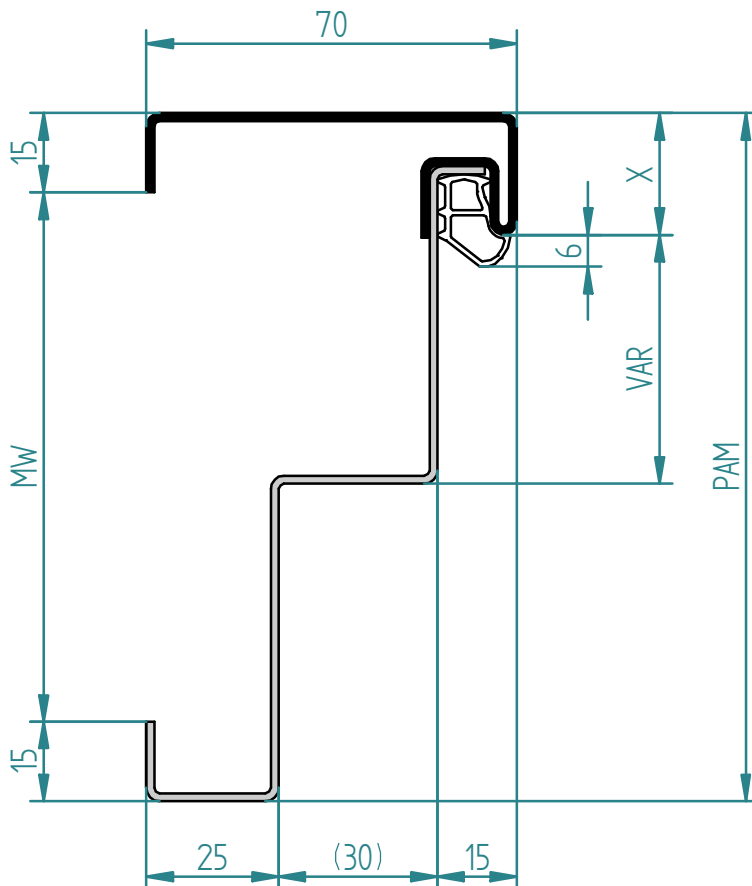
doppelt gefälztes Türblatt
 porta a doppia battuta
 double rebated door



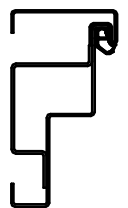
stumpf gefälztes Türblatt
 porta a filo con battuta
 flush rebated door



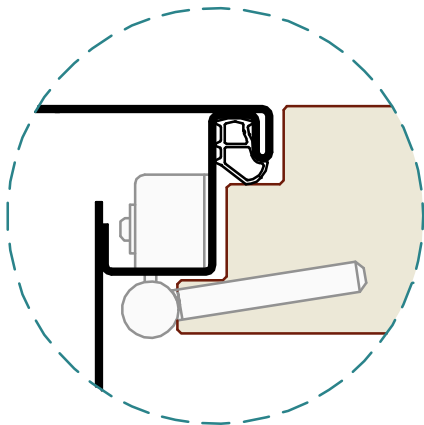
Ganzglastür
 porta in cristallo
 glass door



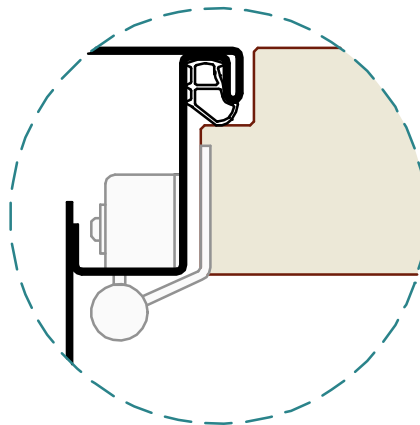
Befestigung mit Hutanker
 fissaggio con staffa ad "U"
 fitting with "U" bracket



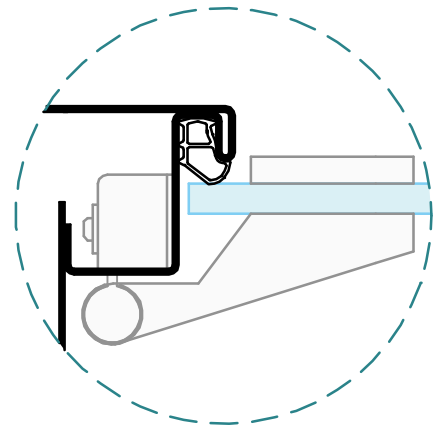
X = min. 23mm (15/10)
 X = min. 29mm (20/10)



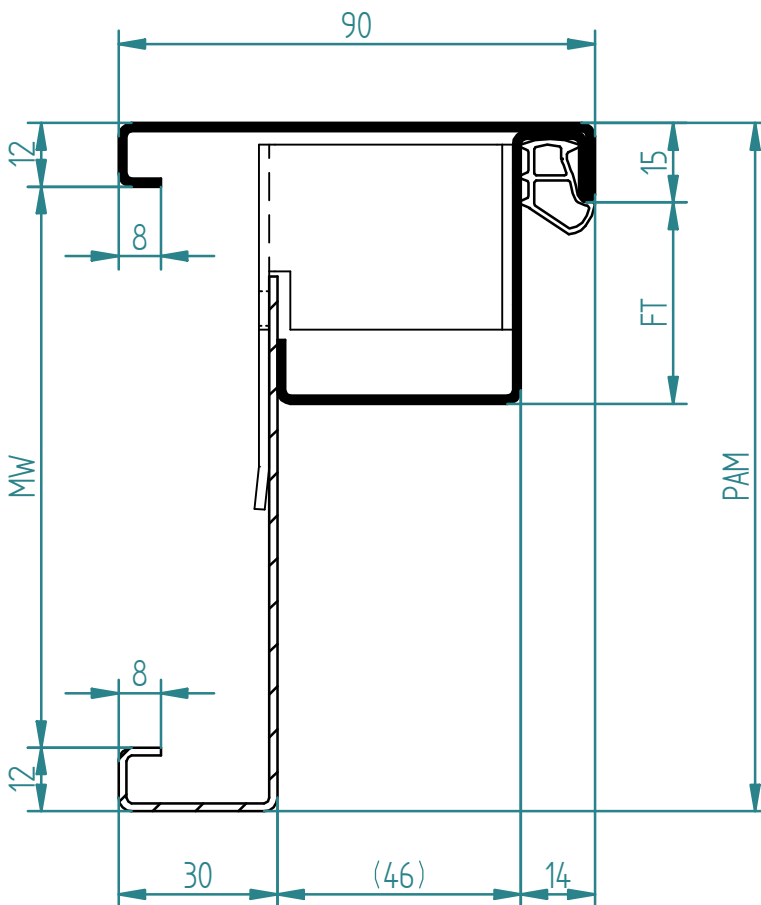
doppelt gefälztes Türblatt
 porta a doppia battuta
 double rebated door



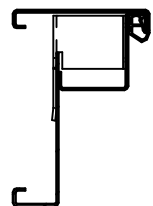
stumpf gefälztes Türblatt
 porta a filo con battuta
 flush rebated door

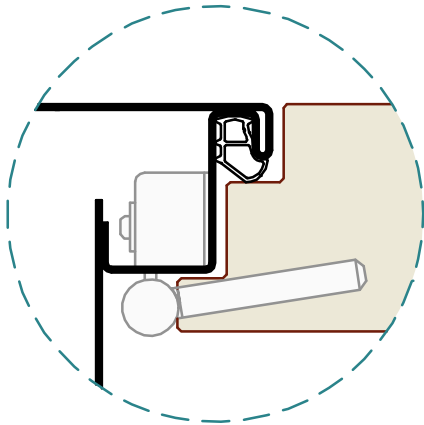


Ganzglastür
 porta in cristallo
 glass door

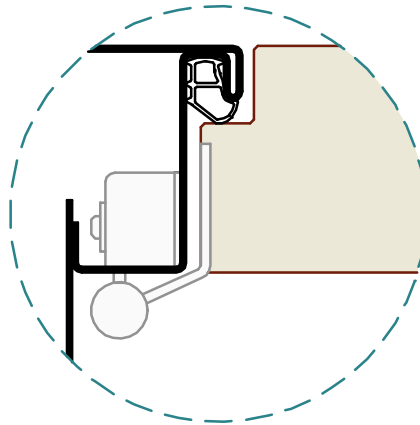


Befestigung mit Befestigungslasche
 fissaggio con staffa di fissaggio
 fitting with fixing-bracket

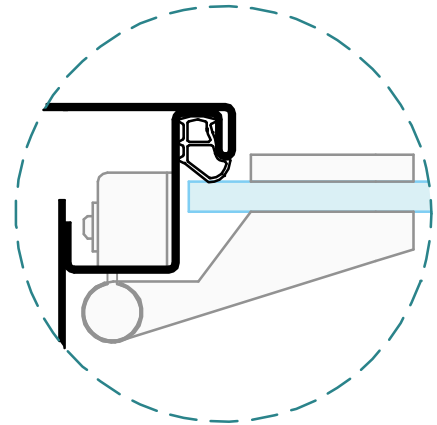




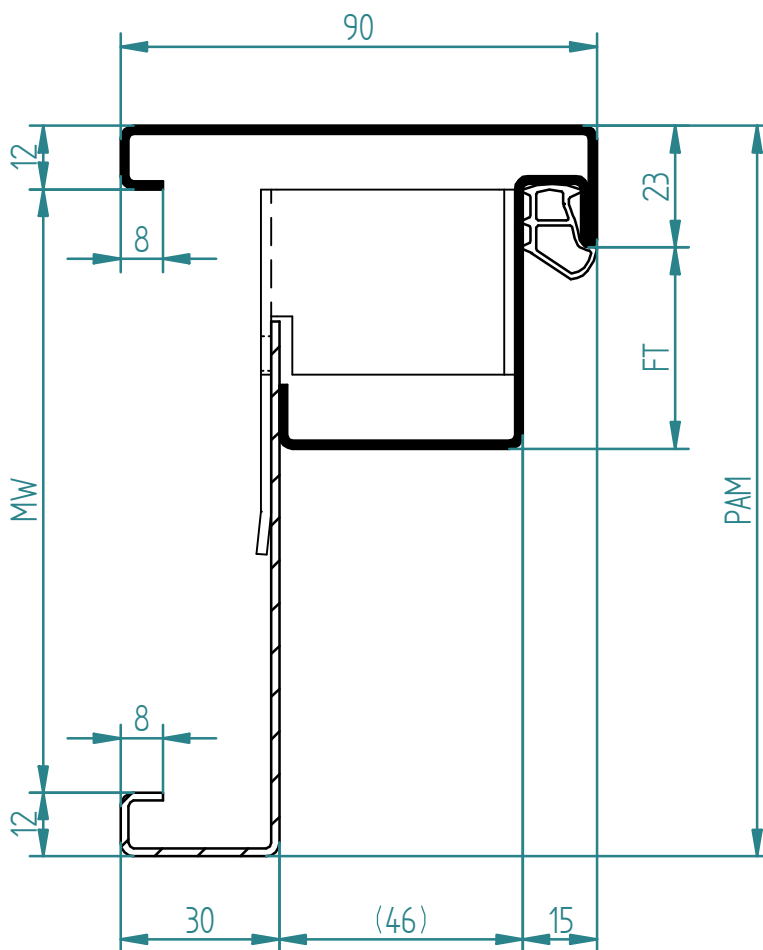
doppelt gefälztes Türblatt
 porta a doppia battuta
 double rebated door



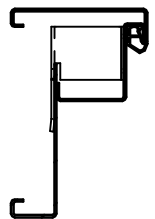
stumpf gefälztes Türblatt
 porta a filo con battuta
 flush rebated door

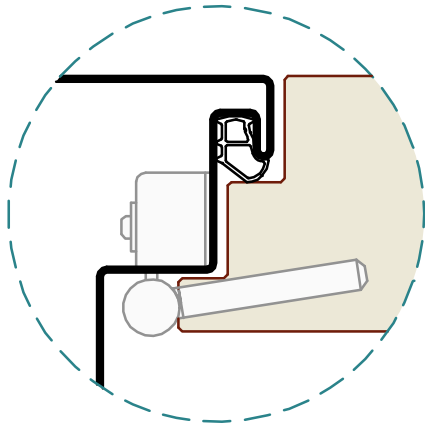


Ganzglastür
 porta in cristallo
 glass door

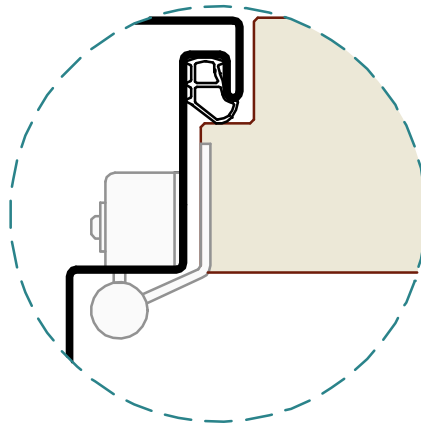


Befestigung mit Befestigungslasche
 fissaggio con staffa di fissaggio
 fitting with fixing-bracket

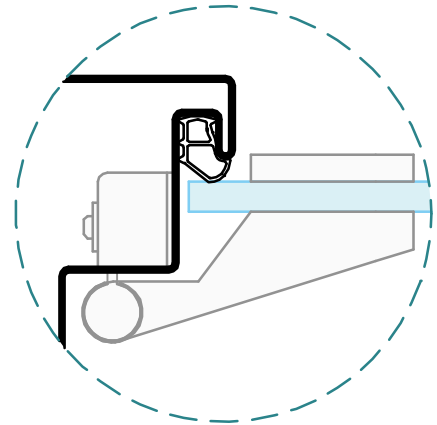




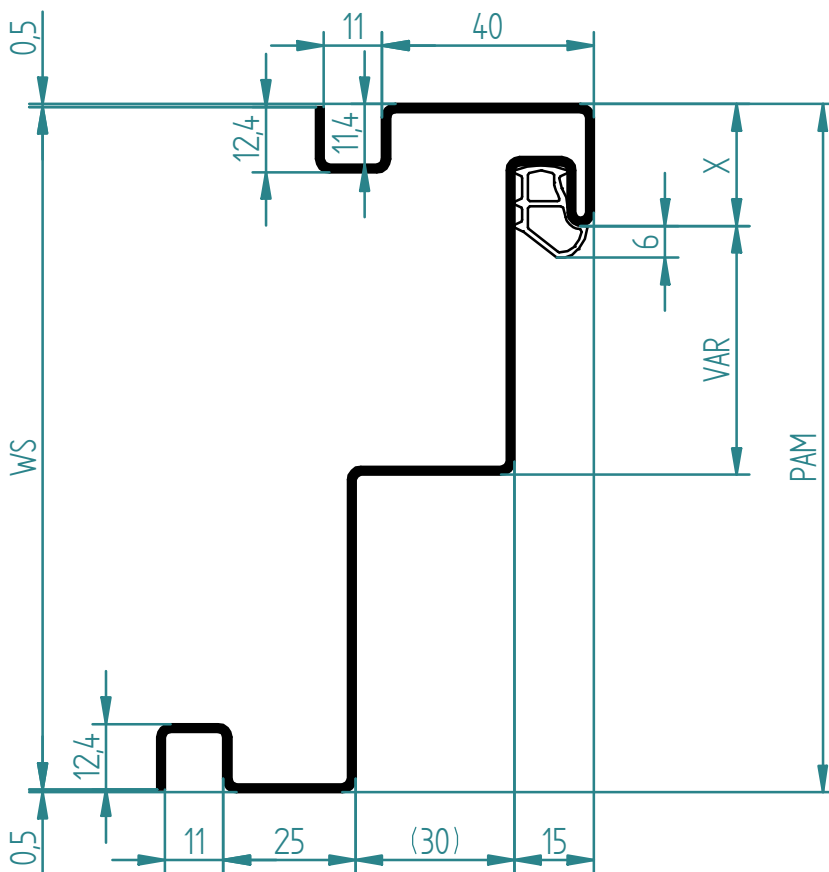
doppelt gefälztes Türblatt
 porta a doppia battuta
 double rebated door



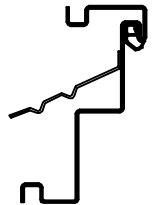
stumpf gefälztes Türblatt
 porta a filo con battuta
 flush rebated door



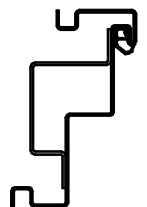
Ganzglastür
 porta in cristallo
 glass door



Befestigung mit Maueranker
 fissaggio con zanca a muro
 fitting with anchor for concrete



Befestigung mit Hutanker
 fissaggio con staffa ad "U"
 fitting with "U" bracket



X = min. 23mm (15/10)
 X = min. 29mm (20/10)



Via stazione 22/A, I-39035 Mongueifo (BZ)
 Tel. +39 0474 947 200, Fax 947 299
 www.rema-online.it E-mail info@rema-online.it

THZ

Kunde:	Lieferung:	
Anschrift:	Kunde bzw. Baustelle:	
UID.Nr.		
Tel.:	Fax.:	
e-mail		
Kontaktperson:	e-mail	
Projekt:	Tel.:	Fax.:
Gewünschter Liefertermin KW:	Kontaktperson:	Mobil:

<p>1.) Material <input type="checkbox"/> 1,5 mm verzinktes Stahlblech <input type="checkbox"/> 2,0 mm verzinktes Stahlblech <input type="checkbox"/> Edelstahl V2A 1,5 mm SB <input type="checkbox"/> Edelstahl V4A 1,5 mm SB <input type="checkbox"/> andere _____</p> <p>2.) Oberfläche <input type="checkbox"/> roh <input type="checkbox"/> pulvergrundiert (RAL 9010) <input type="checkbox"/> pulverbeschichtet RAL _____ <input type="checkbox"/> glatt-glänzend <input type="checkbox"/> glatt-matt <input type="checkbox"/> Feinstruktur-seidenglänzend <input type="checkbox"/> Feinstruktur-matt <input type="checkbox"/> andere _____</p> <p>3.) Falzausführung Türblatt <input type="checkbox"/> gefälzt 25,5 mm oder _____ <input type="checkbox"/> stumpf 40 mm oder _____ <input type="checkbox"/> Doppelfalz überfälzt FT1 _____ FT2 _____ <input type="checkbox"/> Doppelfalz stumpf FT1 _____ FT2 _____ <input type="checkbox"/> Glastürblatt _____ (8-10)</p> <p>4.) Bandaufnahme <input type="checkbox"/> V8600 <input type="checkbox"/> VX 7511 3D <input type="checkbox"/> VN 7608 120 3D <input type="checkbox"/> VN 7608 160 3D <input type="checkbox"/> andere _____</p>	<p>5.) Bandbezugslinien <input type="checkbox"/> 1.BBL 241 mm 2.BBL 1435 mm <input type="checkbox"/> 1.BBL 241 mm 2.BBL 1560 mm <input type="checkbox"/> 1.BBL _____ mm 2.BBL _____ mm <input type="checkbox"/> 3.BBL _____ mm 3.BBL 250 mm <input type="checkbox"/> 3.BBL mittig _____ 4.BBL _____ mm</p> <p>6.) Schlossstanzung <input type="checkbox"/> 62-23-62 mit verstellbarem Schliessblech <input type="checkbox"/> andere _____</p> <p>7.) Schlosstiefe (ST) <input type="checkbox"/> gefälzt ST=4 mm oder _____ mm <input type="checkbox"/> stumpf ST=15,5 mm oder _____ mm</p> <p>8.) Schloßhöhe (SH) <input type="checkbox"/> 1050 mm <input type="checkbox"/> andere _____</p> <p>9.) Befestigung <input type="checkbox"/> Maueranker für Beton / Mauerwerk <input type="checkbox"/> Hutanker für Gipskartonmontage <input type="checkbox"/> Klemmbügel und Rapid Block für SPEED <input type="checkbox"/> verstellbare Universallasche für TELESCOP / S2 <input type="checkbox"/> andere _____</p> <p>10.) Kämpferprofil für Oberlichte <input type="checkbox"/> ja <input type="checkbox"/> nein <input type="checkbox"/> Kämpferprofil ALUMINIUM 45-75 <input type="checkbox"/> Kämpferprofil STAHL gekantet: Profiltyp _____</p>	<p>11.) Glasleistenprofil für Oberlichte <input type="checkbox"/> Aluminiumglasleiste 15x15mm zum Aufklipsen <input type="checkbox"/> Profilorhrglasleiste _____x15mm zum Aufschrauben <input type="checkbox"/> andere _____</p> <p>12.) Glasstärke für Oberlichte _____ mm</p> <p>13.) Dichtungstyp C 1397 <input type="checkbox"/> grau <input type="checkbox"/> schwarz <input type="checkbox"/> weiss <input type="checkbox"/> braun</p> <p>14.) Bodeneinstand (BE) <input type="checkbox"/> ohne <input type="checkbox"/> mit: _____ mm</p> <p>15.) Extras <input type="checkbox"/> ohne <input type="checkbox"/> mit: _____</p> <p>16.) Bandlieferung <input type="checkbox"/> ja <input type="checkbox"/> nein Bandtyp _____</p> <p>17.) Zeichnungen <input type="checkbox"/> ja <input type="checkbox"/> nein Zeichnungsnr.: _____</p>
---------------------------------------------------------------------------------------------------------------------------------------------------------------------------------------------------------------------------------------------------------------------------------------------------------------------------------------------------------------------------------------------------------------------------------------------------------------------------------------------------------------------------------------------------------------------------------------------------------------------------------------------------------------------------------------------------------------------------------------------------------------------------------------------------------------------------------------------------------------------------------------------------------------------------------------------------------------------------------------------------------------------------------------------------------------------------------------------------------------------------------------------------------------------------------------------------------------------------------------------------------------------------------------------------------------------------------------------------	-------------------------------------------------------------------------------------------------------------------------------------------------------------------------------------------------------------------------------------------------------------------------------------------------------------------------------------------------------------------------------------------------------------------------------------------------------------------------------------------------------------------------------------------------------------------------------------------------------------------------------------------------------------------------------------------------------------------------------------------------------------------------------------------------------------------------------------------------------------------------------------------------------------------------------------------------------------------------------------------------------------------------------------------------------------------------------------------------------------------------------------------------------------------------------------------------------------------------------------------------------------------------------------------------------------------------------------------------------------------------------------------------------------------------------------	-------------------------------------------------------------------------------------------------------------------------------------------------------------------------------------------------------------------------------------------------------------------------------------------------------------------------------------------------------------------------------------------------------------------------------------------------------------------------------------------------------------------------------------------------------------------------------------------------------------------------------------------------------------------------------------------------------------------------------------------------------------------------------------------------------------------------------------------------------------------------------------------------------------------------------------------------------------------------------------------------------------------

pos.	Profiltyp	MW	Wandöffnungsmass : RBB / RBH Zargenfalzmass : FB / FH lichtes Durchgangsmass : DB / DH		Kämpferhöhe für Oberlichte	Öffnungsrichtung DIN		2 flg.	ges. Stückz.	EXTRAS	Preis
			Breite	Höhe		DKH	L				

Auftragsnr. _____ Datum: _____ Unterschrift: _____


 Via stazione 22/A, I-39035 Monguefio (BZ)
 Tel. +39 0474 947 200, Fax 947 299
 www.rema-online.it E-mail info@rema-online.it

THZ

cliente:	spedizione:	
indirizzo:	cliente opp. cantiere:	
P. IVA:		
Tel.:	Fax.:	
e-mail		
Persona di contatto:	e-mail	
Progetto:	Tel.:	Fax.:
Consegna richiesta: _____	Persona di contatto:	cellulare:

1.) materiale ___ lamiera zincata 1,5 mm ___ lamiera zincata 2,0 mm ___ acciaio INOX AISI 304 1,5 mm ___ acciaio INOX AISI 316 1,5 mm ___ altri _____ 2.) superficie ___ zincata ___ con mano di fondo (RAL 9010) ___ verniciato a polveri RAL _____ ___ liscio - lucido ___ liscio - opaco ___ raggrinz. - semilucido ___ raggrinz. - opaco ___ altri _____ 3.) esecuzione battuta ___ porta con battuta 25,5 mm o _____ ___ porta senza battuta 40 mm o _____ ___ porta a doppia battuta FT1 _____ FT2 _____ ___ porta a filo con battuta FT1 _____ FT2 _____ ___ porta in cristallo _____ (8-10) 4.) predisposizione per cerniere ___ V8600 ___ VX 7511 3D ___ VN 7608 120 3D ___ VN 7608 160 3D ___ altri _____	5.) posizionamento cerniere ___ 1.BBL 241 mm 2.BBL 1435 mm ___ 1.BBL 241 mm 2.BBL 1560 mm ___ 1.BBL _____ mm 2.BBL _____ mm ___ 3.BBL _____ mm 3.BBL 250 mm ___ 3.BBL centrale ___ 4.BBL _____ mm 6.) foro serratura ___ 62-23-62 con incontro serratura regolabile ___ altri _____ 7.) profondità serratura (ST) ___ per porta con battuta ST=4 mm o _____ mm ___ per porta senza battuta ST=15,5 mm o _____ mm 8.) altezza serratura (SH) ___ 1050 mm ___ altri _____ 9.) sistema di ancoraggio ___ zanche da murare per cemento ___ staffe per fissaggio per parete in cartongesso ___ morsetto e Rapid Block per SPEED ___ staffa universale regolabile per TELESCOP / S2 ___ altri _____ 10.) profilo traverso per sopra-luce ___ sì _____ no ___ profilo traverso in alluminio 45-75 ___ profilo traverso piegato in acciaio: tipo _____	11.) fermavetro per sopra-luce ___ fermavetro-clip 15x15mm in alluminio ___ fermavetro tubolare ___x15mm per avvitare ___ altri _____ 12.) spessore vetro per sopra-luce _____ mm 13.) tipo di guarnizione C 1397 ___ grigio ___ nero ___ bianco ___ marrone 14.) incasso nel pavimento (BE) ___ senza ___ con: _____ mm 15.) Extras ___ senza ___ con: _____ 16.) fornitura cerniere ___ sì _____ no tipo cerniera _____ 17.) disegni ___ sì _____ no disegno nr.: _____
-------------------------------------------------------------------------------------------------------------------------------------------------------------------------------------------------------------------------------------------------------------------------------------------------------------------------------------------------------------------------------------------------------------------------------------------------------------------------------------------------------------------------------------------------------------------------------------------------------------------------------------------------------------------------------------------------------------------------------------------------------------------------------------------------------------------------------------------	-----------------------------------------------------------------------------------------------------------------------------------------------------------------------------------------------------------------------------------------------------------------------------------------------------------------------------------------------------------------------------------------------------------------------------------------------------------------------------------------------------------------------------------------------------------------------------------------------------------------------------------------------------------------------------------------------------------------------------------------------------------------------------------------------------------------------------------------------------------------------------------------------------------------------------------------------------------------------------------------------------------------------------	------------------------------------------------------------------------------------------------------------------------------------------------------------------------------------------------------------------------------------------------------------------------------------------------------------------------------------------------------------------------------------------------------------------------------------------------------------------------------------------------------------------------------------------------------------------------------------------------------------------------

pos.	tipo del profilo	MW	___ foro parete : RBB / RBH ___ misura battuta : FB / FH ___ luce netta : DB / DH		altezza profilo traverso per sopra-luce	senso di apertura DIN		2 ante	quantità totale	EXTRAS	prezzo
			larghezza	altezza		DHK	L				

ordine nr. _____ data: _____ firma del cliente: _____


 Via stazione 22/A, I-39035 Mongueifo (BZ)
 Tel. +39 0474 947 200, Fax 947 299
 www.rema-online.it E-mail info@rema-online.it


THZ

Client:	Destination:		
Adress:	site or client adress:		
VAT No.:			
Tel.:	Fax. :		
e-mail			
Contact:	e-mail		
Project:	Tel.:	Fax. :	
Requested delivery date:	Contact:	Mobile:	

<p>1.) Material <input type="checkbox"/> galvanized steel 1,5 mm <input type="checkbox"/> galvanized steel 2,0 mm <input type="checkbox"/> stainless steel AISI 304 1,5 mm <input type="checkbox"/> stainless steel AISI 316 1,5 mm <input type="checkbox"/> others _____</p> <p>2.) Surface <input type="checkbox"/> raw <input type="checkbox"/> primed (RAL 9010) <input type="checkbox"/> powder coated RAL _____ <input type="checkbox"/> smooth-glossy <input type="checkbox"/> smooth-matte <input type="checkbox"/> finetexture-semigloss <input type="checkbox"/> finetexture-matte <input type="checkbox"/> others _____</p> <p>3.) Doortype <input type="checkbox"/> rebated 25,5 mm or _____ <input type="checkbox"/> flush door 40 mm or _____ <input type="checkbox"/> double rabeted FT1 _____ FT2 _____ <input type="checkbox"/> double rebated flush door FT1 _____ FT2 _____ <input type="checkbox"/> glass door _____ (8-10)</p> <p>4.) Hinge preparing <input type="checkbox"/> V8600 <input type="checkbox"/> VX 7511 3D <input type="checkbox"/> VN 7608 120 3D <input type="checkbox"/> VN 7608 160 3D <input type="checkbox"/> others _____</p>	<p>5.) Hinge positions <input type="checkbox"/> 1.BBL 241 mm 2.BBL 1435 mm <input type="checkbox"/> 1.BBL 241 mm 2.BBL 1560 mm <input type="checkbox"/> 1.BBL _____ mm 2.BBL _____ mm <input type="checkbox"/> 3.BBL _____ mm 3.BBL 250 mm <input type="checkbox"/> 3.BBL central _____ 4.BBL _____ mm</p> <p>6.) Lock preparing <input type="checkbox"/> 62-23-62 con with registrable strike plate <input type="checkbox"/> others _____</p> <p>7.) Depth of lock preparing (ST) <input type="checkbox"/> for rebated door ST=4 mm or _____ mm <input type="checkbox"/> fur flush door ST=15,5 mm or _____ mm</p> <p>8.) Hight of lock preparing (SH) <input type="checkbox"/> 1050 mm <input type="checkbox"/> others _____</p> <p>9.) Fixing systems <input type="checkbox"/> special brackets for concrete walls <input type="checkbox"/> special anchors for stud walls <input type="checkbox"/> clamb and Rapid Block for SPEED <input type="checkbox"/> regolable anchor for TELESCOP / S2 <input type="checkbox"/> others _____</p> <p>10.) Transom-bar for overlight frame <input type="checkbox"/> yes _____ no <input type="checkbox"/> transom in aluminium 45-75 <input type="checkbox"/> bended transom in steel : type _____</p>	<p>11.) Glazing bead for fanlight <input type="checkbox"/> clip bead 15x15mm in aluminium <input type="checkbox"/> steel tube bead _____x15mm to screw <input type="checkbox"/> others _____</p> <p>12.) Glass thickness for fanlight _____mm</p> <p>13.) Color of rubber seal C 1397 <input type="checkbox"/> grey <input type="checkbox"/> black <input type="checkbox"/> white <input type="checkbox"/> brown</p> <p>14.) Floor height (BE) <input type="checkbox"/> no <input type="checkbox"/> yes: _____mm</p> <p>15.) Extras <input type="checkbox"/> no <input type="checkbox"/> yes: _____</p> <p>16.) Hinge supply <input type="checkbox"/> yes _____ no hinge type _____</p> <p>17.) Drawings <input type="checkbox"/> yes _____ no drawing nr.: _____</p>
----------------------------------------------------------------------------------------------------------------------------------------------------------------------------------------------------------------------------------------------------------------------------------------------------------------------------------------------------------------------------------------------------------------------------------------------------------------------------------------------------------------------------------------------------------------------------------------------------------------------------------------------------------------------------------------------------------------------------------------------------------------------------------------------------------------------------------------------------------------------------------------------------------------------------------------------------------------------------------------------------------------------------------------------------------------------------------------------------------------------------------------------------------------------------------------------------------------------------------------------------------------------------------------------------------------------------	---------------------------------------------------------------------------------------------------------------------------------------------------------------------------------------------------------------------------------------------------------------------------------------------------------------------------------------------------------------------------------------------------------------------------------------------------------------------------------------------------------------------------------------------------------------------------------------------------------------------------------------------------------------------------------------------------------------------------------------------------------------------------------------------------------------------------------------------------------------------------------------------------------------------------------------------------------------------------------------------------------------------------------------------------------------------------------------------------------------------------------------------------------------------------------------------------------------------------------------------------------------------------------------------------------------------------------------------------------------------------------------------------------------------------------------	--------------------------------------------------------------------------------------------------------------------------------------------------------------------------------------------------------------------------------------------------------------------------------------------------------------------------------------------------------------------------------------------------------------------------------------------------------------------------------------------------------------------------------------------------------------------------------------------------------------------------------------------------------------------------------------------------------------------------------------------------------------------------------------------------------------------------------------------------------------------------------------------------------------------------------------

pos.	profile type	MW	<input type="checkbox"/> wall opening : RBB / RBH <input type="checkbox"/> frame-rebate dimension : FB / FH <input type="checkbox"/> open size of frame : DB / DH		height of transom for fanlight	handing DIN		2 doors	quantity total	EXTRA	price
			widht	height		DKH	L				

order nr. _____ date: _____ signature : _____





1. Wir über uns/ Referenzen
2. Typenübersicht
3. SPEED
3-teilige Schnellbauzarge
4. S-2
2-teilige Zarge, nicht verstellbar
5. TELESCOP
2-teilige verstellbare Zarge
6. SOLID
1-teilige Zarge MW/Mauerwerk
1-teilige Zarge GK/Trockenbauzarge
7. CORNER
Eckzarge
8. BLOCK
Blockzarge
9. THZ
Turnhallenzarge
10. DESIGN
G-LINE
M-LINE
11. F-LINE
Fingerschutzzarge
12. DOUBLE ACTING
Pendeltürzarge
13. SLIDE
Schiebetürzarge v.d.W.
Schiebetürzarge i.d.N.
Schiebetürzarge i.d.W.
14. E-MOTION
Drehschiebetür
15. Verglasungsrahmen/
Ganzglastür
16. Sonderelemente
17. Kämpferprofile/
Glashalteleisten
18. Anwendungen/Optionals
19. Bandsysteme
20. Schlosssysteme
und Verriegelungen
21. OTS / ITS
22. Oberfläche und Materialien
23. Allgemeine Informationen



1. l'azienda / Referenze
2. tipologia di casseporte
3. SPEED
cassaporta in 3-pezzi per montaggio rapido
4. S-2
cassaporta in due pezzi, non regolabile
5. TELESCOP
cassaporta regolabile
6. SOLID
cassaporta in un pezzo MW/muratura
cassaporta in un pezzo GK/parete in cartongesso
7. CORNER
cassaporta ad angolo
8. BLOCK
cassaporta per montaggio in luce
9. THZ
telaio speciale per palestra
10. DESIGN
G-LINE
M-LINE
11. F-LINE
cassaporta antiinfortunistica
12. DOUBLE ACTING
cassaporta per porta a Ventola
13. SLIDE
scorrevole esterno parete
scorrevole interno nicchia
scorrevole interno parete
14. E-MOTION
porta rototraslante
15. telai per vetrate/
casseporte per porte in cristallo
16. elementi speciali
17. profili trasversi/
listelli fermavetro
18. applicazioni/optionals
19. sistemi di cerniere
20. sistemi di serrature e
chiusure speciali
21. OTS / ITS
22. Materiali e superfici
23. informazioni tecniche
generali



1. the company/References
2. typical frame elevations
3. SPEED
3-part frame easy installation
4. S-2
2-part frame, not adjustable
5. TELESCOP
adjustable steel frame
6. SOLID
1-part frame MW/concrete wall
1-part frame GK/stud wall
7. CORNER
corner frame
8. BLOCK
frame for fixing flat in the wall
9. THZ
special frame for sport halls
10. DESIGN
G-LINE
M-LINE
11. F-LINE
frame with safety solution
12. DOUBLE ACTING
double acting frame
13. SLIDE
sliding door external wall
sliding door - in wall niche
sliding door - internal wall
14. E-MOTION
rototraslation door system
15. steel frames for glazing/
steel frame for glass doors
16. special frame elevations
17. transom bars/
glazing beads
18. applications/optionals
19. hinge systems
20. lock and access systems
21. OTS / ITS
22. materials and surfaces
23. general technical
informations

Wenig ist mehr.
klares puristisches Design war die Idee bei der Entwicklung dieser Zargen.
In Zeiten wo Minimalismus ein Thema ist, ist G-Line eine ideale Lösung um Türen eine besondere Note zu geben.

Unsere Liefermöglichkeiten umfassen:

- Oberfläche in Edelstahl oder Pulverbeschichtet
- Profil mit oder ohne Schattennut

geeignet für Gipswand oder Mauerwerk

- Große Farbauswahl
- Maßfertigung

Für Sonderwünsche kontaktieren Sie bitte unseren Verkaufsservice.

Die Design Zarge M-LINE – basiert auf der Idee eine fast unsichtbare Zargenlinie zu entwickeln. Sie wird generell gleichzeitig mit der Trockenbauwand oder als Mauerwerkszarge montiert. Folgende Anwendungen sind lieferbar:

- Oberflächen entweder pulverbeschichtet nach Wahl, oder in Edelstahl
- generell wird alles als Maßanfertigung gemacht
- für Schallschutz auch als Doppelfalz machbar

Linea chiara e pulita.
su questa filosofia è basata lo sviluppo di questo telaio con design innovativo.
In tempi dove il minimalismo è un tema nell'architettura degli interni, con G-Line proponiamo una soluzione interessante.

La ns. gamma:

- In acciaio inox oppure verniciato a polveri
- Profilo con oppure senza canalino scuretto per pareti in cartongesso oppure muratura
- Vasta gamma di colori
- Costruzione su misura

Per richieste particolari Vi preghiamo di contattare il ns. servizio vendite

Il telaio Design M-Line, è basata sull'idea di creare una linea di telaio quasi invisibile. M-LINE verrà montato assieme alla parete di cartongesso oppure come telaio da immurare.
Le seguenti versioni sono fattibili:

- superficie verniciate a polveri, con tanalità colore a scelta, oppure in acciaio Inox
- tutti i telai verranno prodotti su misura
- per porte accustiche anche con doppia battuta

*Less is more.
Puristic design - was the idea to design rema innovative G-Line frames.
minimalism for interior design - in this case rema G-Line frame is the best solution.*


Our range:

- stainless steel or powder coated
- profil with or without shadow groove for stud or concrete installation
- big range of colours and surfaces
- custom made sizes

Please contact our technical service for special types or solutions.

rema Design frames M-LINE, are based on the idea to create a frame line who is nearly invisible. This type of frame must be installed with the stud wall or fitted with concrete backfilling. M-LINE frames are available as follows:

- big range of surfaces and colors on powder coated frame, or stainless steel
- all custom made sizes
- for sound proof also in double rebated version



rema Design-Stahlzarge G-LINE für den flächenbündigen Einbau Lieferung komplett mit Grundzarge zum Einmörteln, bzw. zur gleichzeitigen Montage mit der GK-Wand. Zarge durchgehend verschweißt

Profil (Auswahl aus rema Profilvariante) für stumpfes Türblatt; Türblattstärke (TS)...mm für doppelt gefälztes Türblatt (FT1) ...mm (FT2)...mm für Ganzglastür 8mm oder 10mm

Material: verzinktes Stahlblech 1,5mm oder 2,0mm bzw. Edelstahl V2A oder V4A 1,5mm oder 2,0mm

Oberfläche: pulvergrundiert für bauseitigen Anstrich bzw. fertig pulverbeschichtet nach RAL.... oder bei Edelstahl geschliffen K220 bzw. gebürstet Scotch Brite

Hohlkammerdichtung C1397 grau oder schwarz 2 oder mehr Bandunterkonstruktionen Modell ... rema Edelstahlschliesblech mit Mauerschutzkasten Wandbefestigung der Grundzarge mittels Hutankern, bzw. Mauernakern, Zargenverbindungen als Schraubbefestigung

telaio rema Design G-LINE, per montaggio filomuro completo di controtelaio da immurare oppure per montaggio assieme alla parete di cartongesso telaio con angoli saldati

profilo (scelta della gamma di profili rema) per porta a filo; spessore pannello (TS)...mm per porta a doppia battuta (FT1) ...mm (FT2)...mm per anta in vetro spessore 8mm oppure 10mm

materiale: Lamiera zincata 1,5mm oppure 2,0mm oppure lamiera INOX AISI304 oppure AISI316 spessore 1,5mm oppure 2,0mm

superficie: verniciato a mano di fondo Primer, oppure verniciato a polveri RAL per telaio Inox satinato Scotch Brite oppure K220

guarnizione C1397 grigio oppure nero 2 oppure più predisposizioni per cerniera modello... incontro serratura regolabile rema in acciaio Inox fissaggio del controtelaio con staffe per fissaggio sulla parete di cartongesso, oppure con zanche da murare. Fissaggio tra telaio e controtelaio d'avvitare

rema Design steel frame G-LINE, for flush installation with the wall complete with subframe for installation with the stud wall or for concrete installation frame with welded corners

profile (choose from the rema profile range) for flush door; leaf thickness (TS)...mm for double rebated door (FT1) ...mm (FT2)...mm for glass door 8mm or 10mm

material: galvanized steel sheet 1,5mm or 2,0mm or Stainless steel sheet V2A or V4A 1,5mm or 2,0mm

surface: poawder coated PRIMER, or finished poawder coated RAL for stainless steel satinated K220 or Scotch Brite

rubber seal C1397 grey or black 2 or more hinge preps for model... adjustable rema stainless steel lock strike plate fixing off he subframe with anchors for fixing on the gipsum wall construction or with concrete brackets. Screw-fixing between frame and subframe

rema Design-Stahlzarge M-LINE für den flächenbündigen Einbau zur gleichzeitigen Montage mit der GK-Wand, bzw. zum Einmauern Zarge durchgehend verschweißt

Profil (Auswahl aus rema Profilvariante) für stumpfes Türblatt; Türblattstärke (TS)...mm für doppelt gefälztes Türblatt (FT1) ...mm (FT2)...mm für Ganzglastür 8mm oder 10mm

Material: verzinktes Stahlblech 1,5mm oder 2,0mm bzw. Edelstahl V2A oder V4A 1,5mm oder 2,0mm

Oberfläche: pulvergrundiert für bauseitigen Anstrich bzw. fertig pulverbeschichtet nach RAL.... oder bei Edelstahl geschliffen K220 bzw. gebürstet Scotch Brite

Hohlkammerdichtung C1397 grau oder schwarz 2 oder mehr Bandunterkonstruktionen Modell ... rema Edelstahlschliesblech mit Mauerschutzkasten Wandbefestigung mittels Hutankern, bzw. Mauernakern

telaio rema Design M-LINE, per montaggio filomuro montaggio con zanche da murare, oppure con staffe per montaggio assieme alla parete di cartongesso telaio con angoli saldati

profilo (scelta della gamma di profili rema) per porta a filo; spessore pannello (TS)...mm per porta a doppia battuta (FT1) ...mm (FT2)...mm per anta in vetro spessore 8mm oppure 10mm

materiale: Lamiera zincata 1,5mm oppure 2,0mm oppure lamiera INOX AISI304 oppure AISI316 spessore 1,5mm oppure 2,0mm

superficie: verniciato a mano di fondo Primer, oppure verniciato a polveri RAL per telaio Inox satinato Scotch Brite oppure K220

guarnizione C1397 grigio oppure nero 2 oppure più predisposizioni per cerniera modello... incontro serratura regolabile rema in acciaio Inox fissaggio con staffe per fissaggio sulla parete di cartongesso, oppure con zanche da murare

rema Design steel frame M-LINE, for flush installation with the wall for fixing with the stud wall or concrete backfilling frame with welded corners

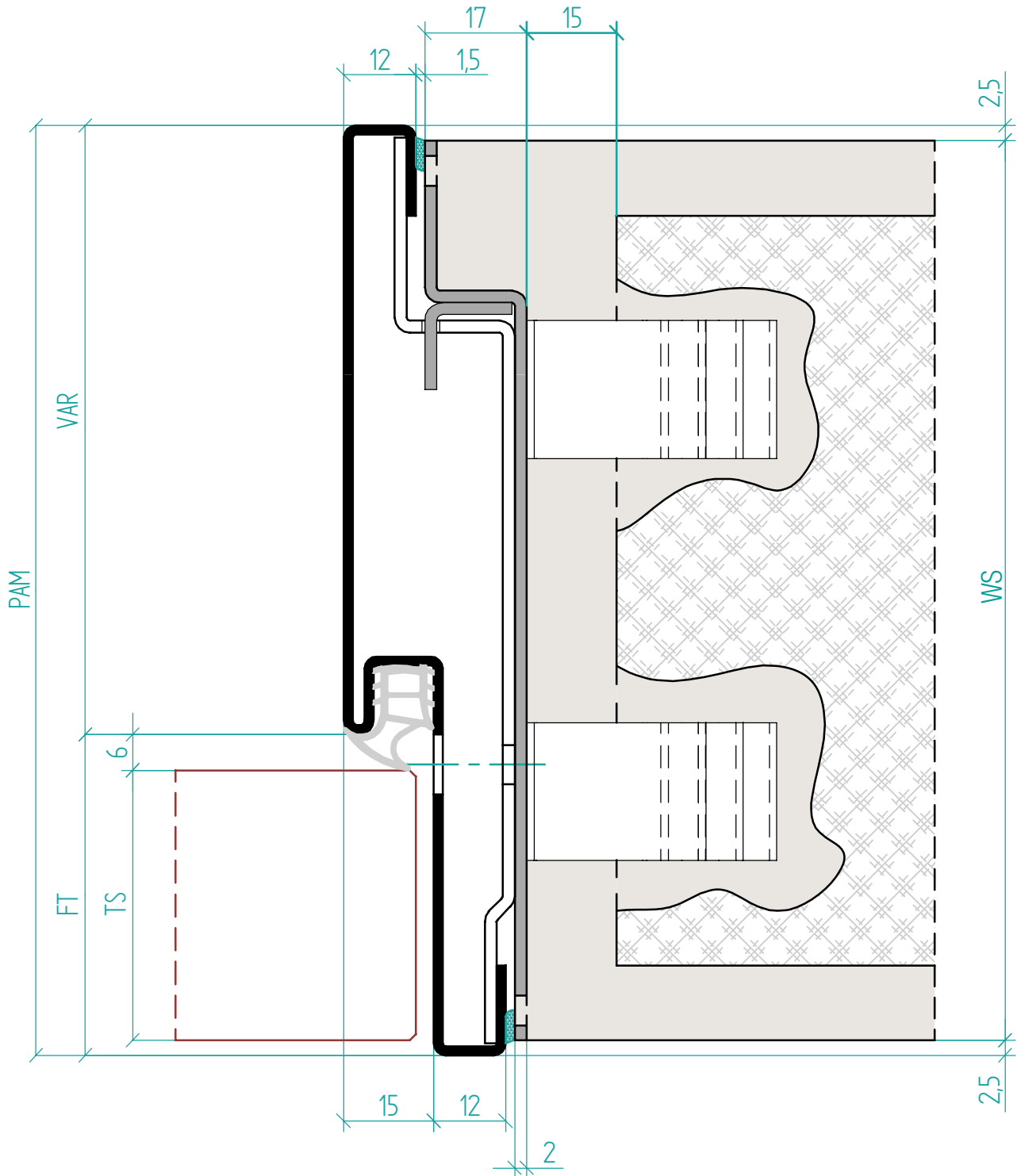
profile (choose from the rema profile range) for flush door; leaf thickness (TS)...mm for double rebated door (FT1) ...mm (FT2)...mm for glass door 8mm or 10mm

material: galvanized steel sheet 1,5mm or 2,0mm or Stainless steel sheet V2A or V4A 1,5mm or 2,0mm

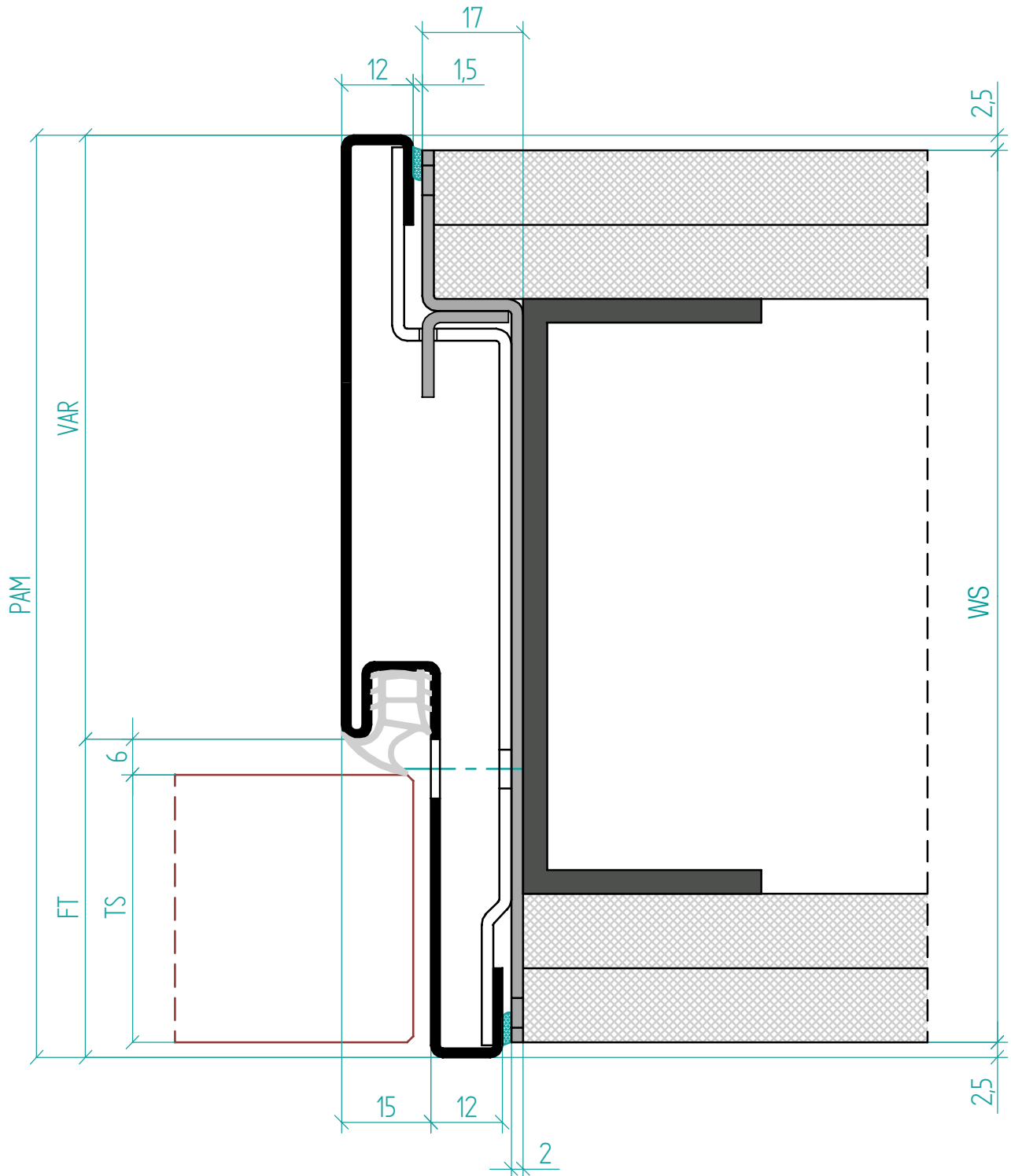
surface: poawder coated PRIMER, or finished poawder coated RAL for stainless steel satinated K220 or Scotch Brite

rubber seal C1397 grey or black 2 or more hinge preps for model... adjustable rema stainless steel lock strike plate fixing with anchors for fixing on the gipsum wall construction or with concrete brackets.

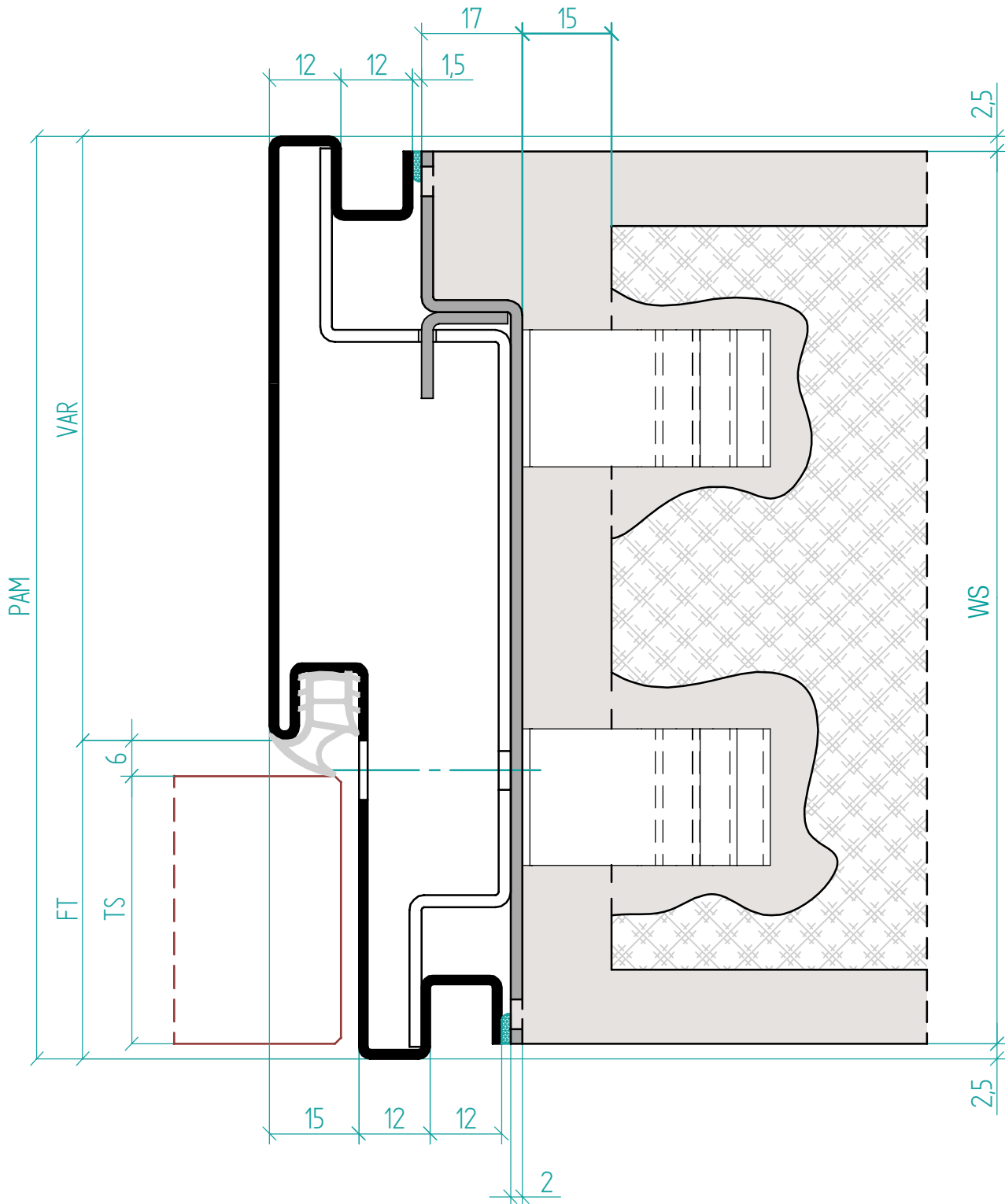
Profil mit Blindstock zum Eingießen
profilo con falsotelaio da inghisare
profile with subframe for concrete



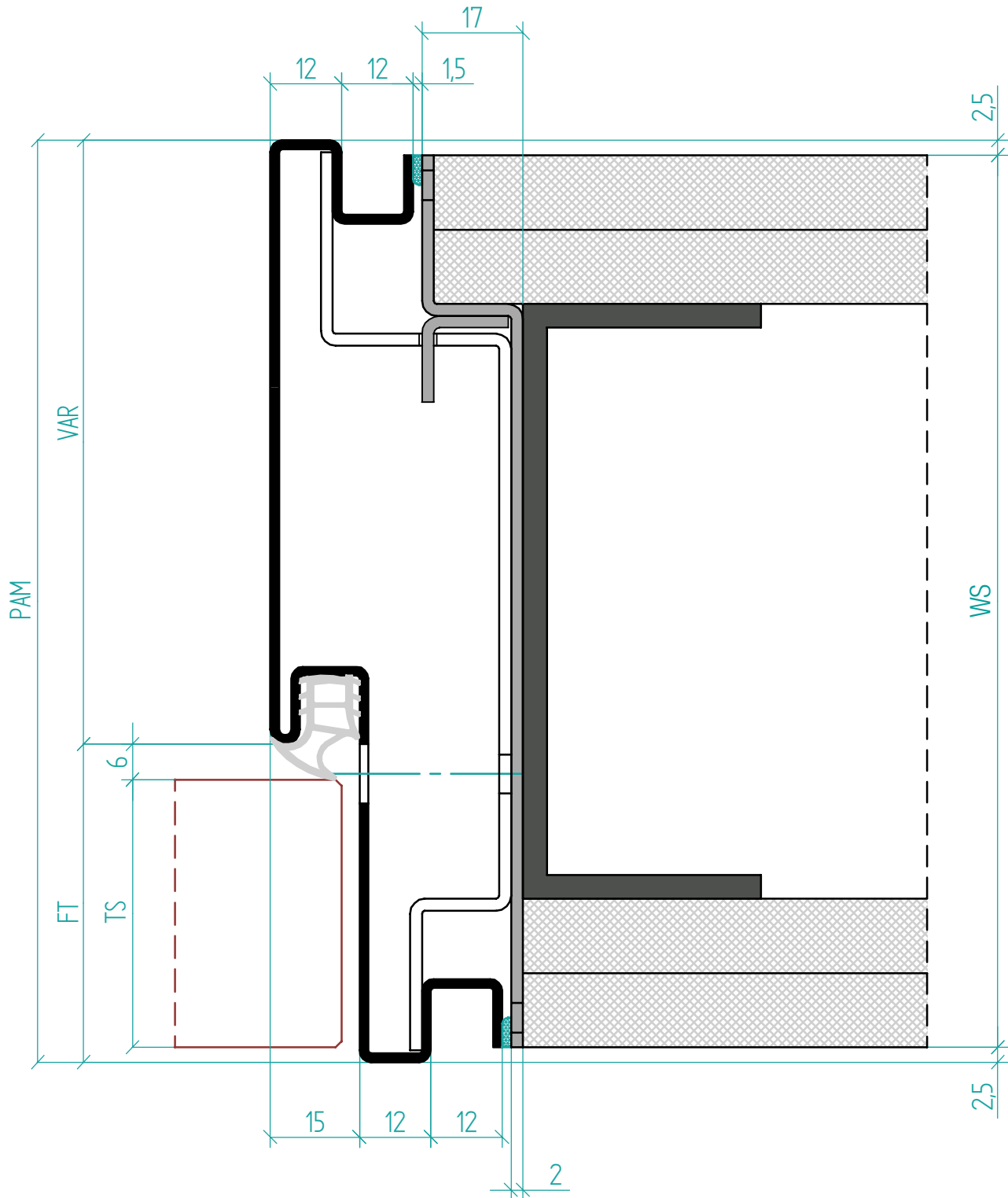
Profil auf Gipswand-doppelt beplankt
profilo su parete in cartongesso-rivestimento lastra doppia
profile on gypsum wall-double plaster board



Profil mit Blindstock zum Eingießen
profilo con falsotelaio da inghisare
profile with subframe for concrete



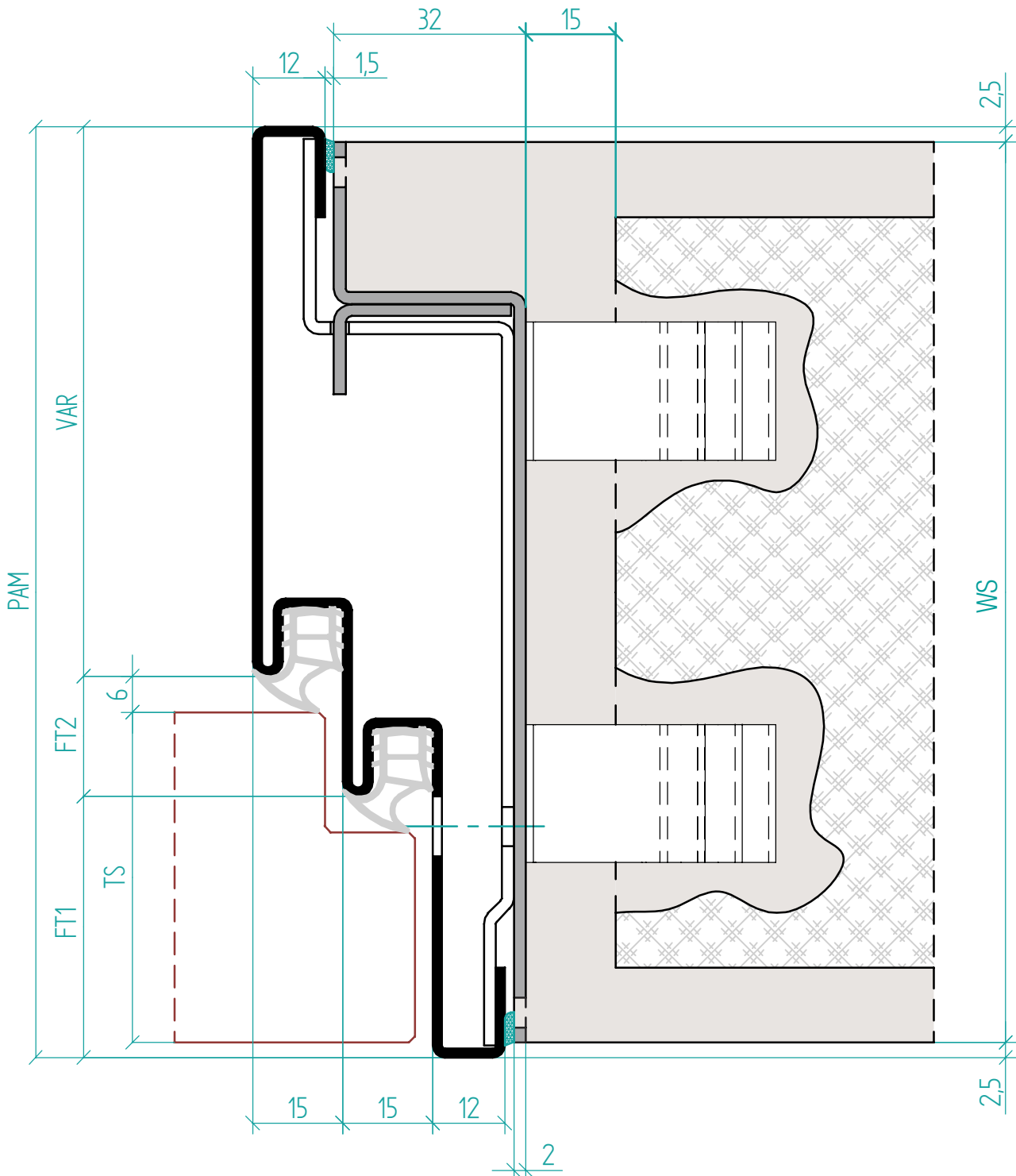
Profil auf Gipswand-doppelt beplankt
profilo su parete in cartongesso-rivestimento lastra doppia
profile on gypsum wall-double plaster board





speziell für erhöhten Schallschutz!
specialmente per migliore isolamento acustico!
specially for better sound isolation!

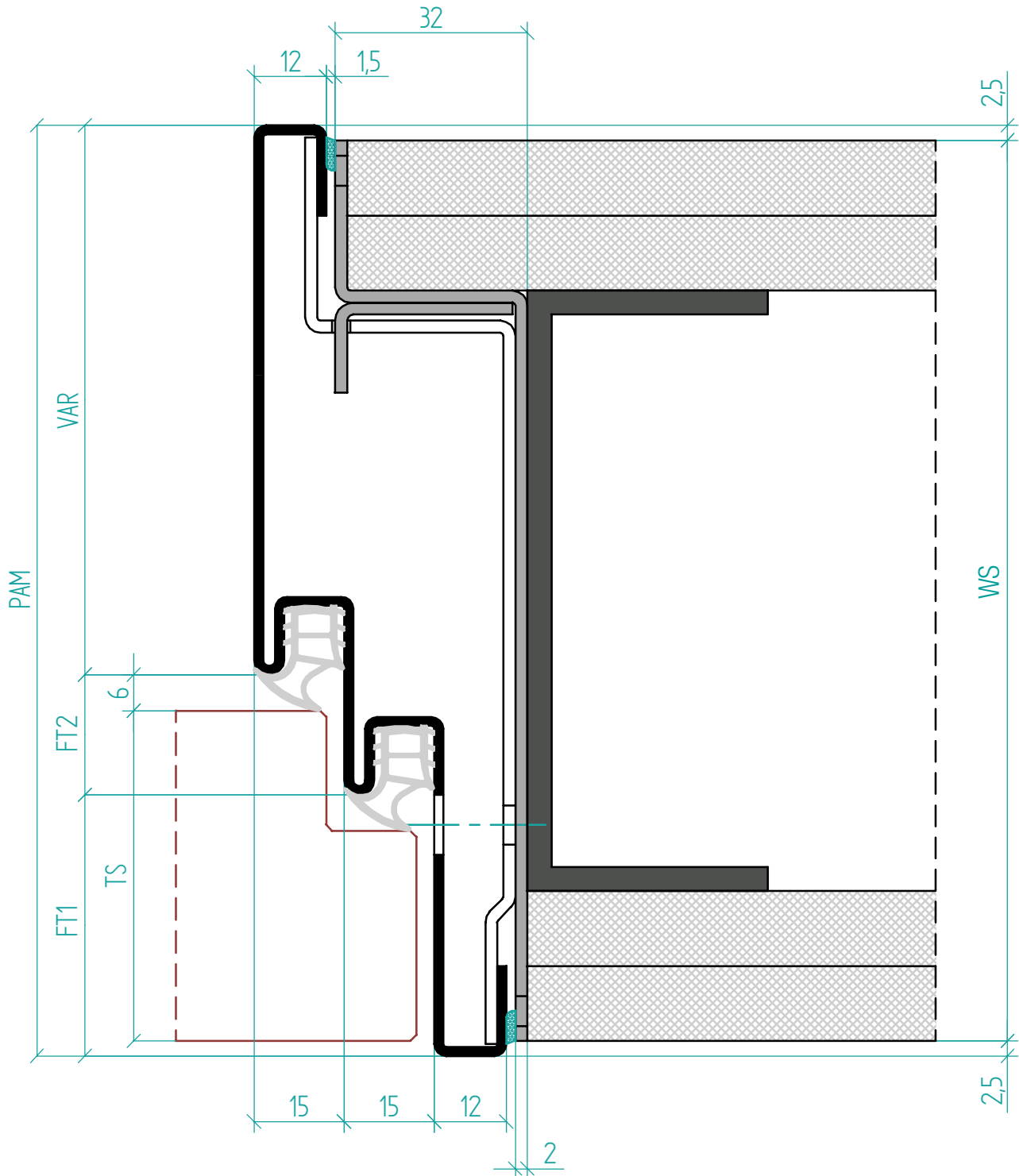
Profil mit Blindstock zum Eingießen
profilo con falsotelaio da inghiassare
profile with subframe for concrete





speziell für erhöhten Schallschutz!
specialmente per migliore isolamento acustico!
specially for better sound isolation!

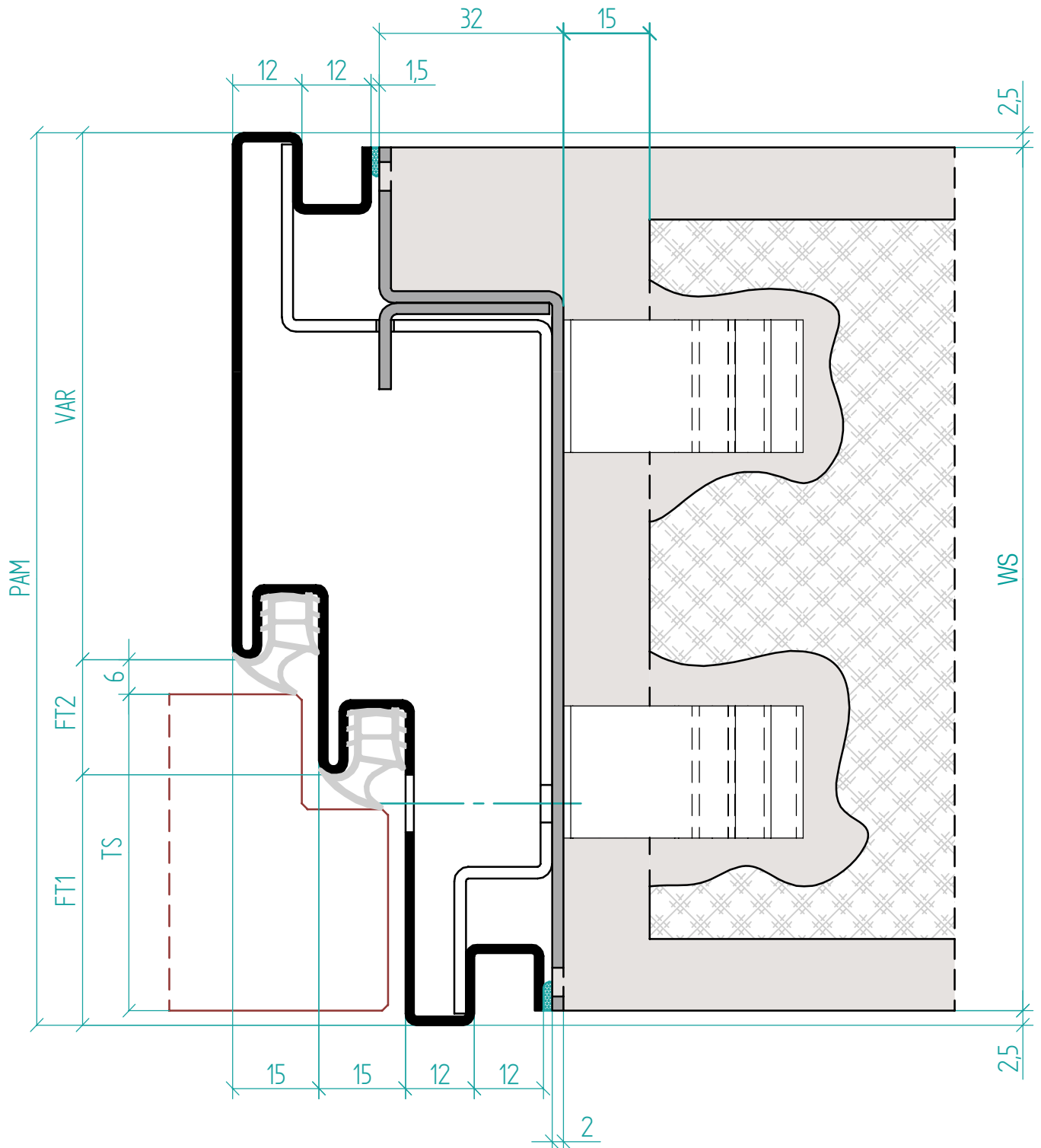
Profil auf Gipswand-doppelt beplankt
profilo su parete in cartongesso-rivestimento lastra doppia
profile on gypsum wall-double plaster board





speziell für erhöhten Schallschutz!
specialmente per migliore isolamento acustico!
specially for better sound isolation!

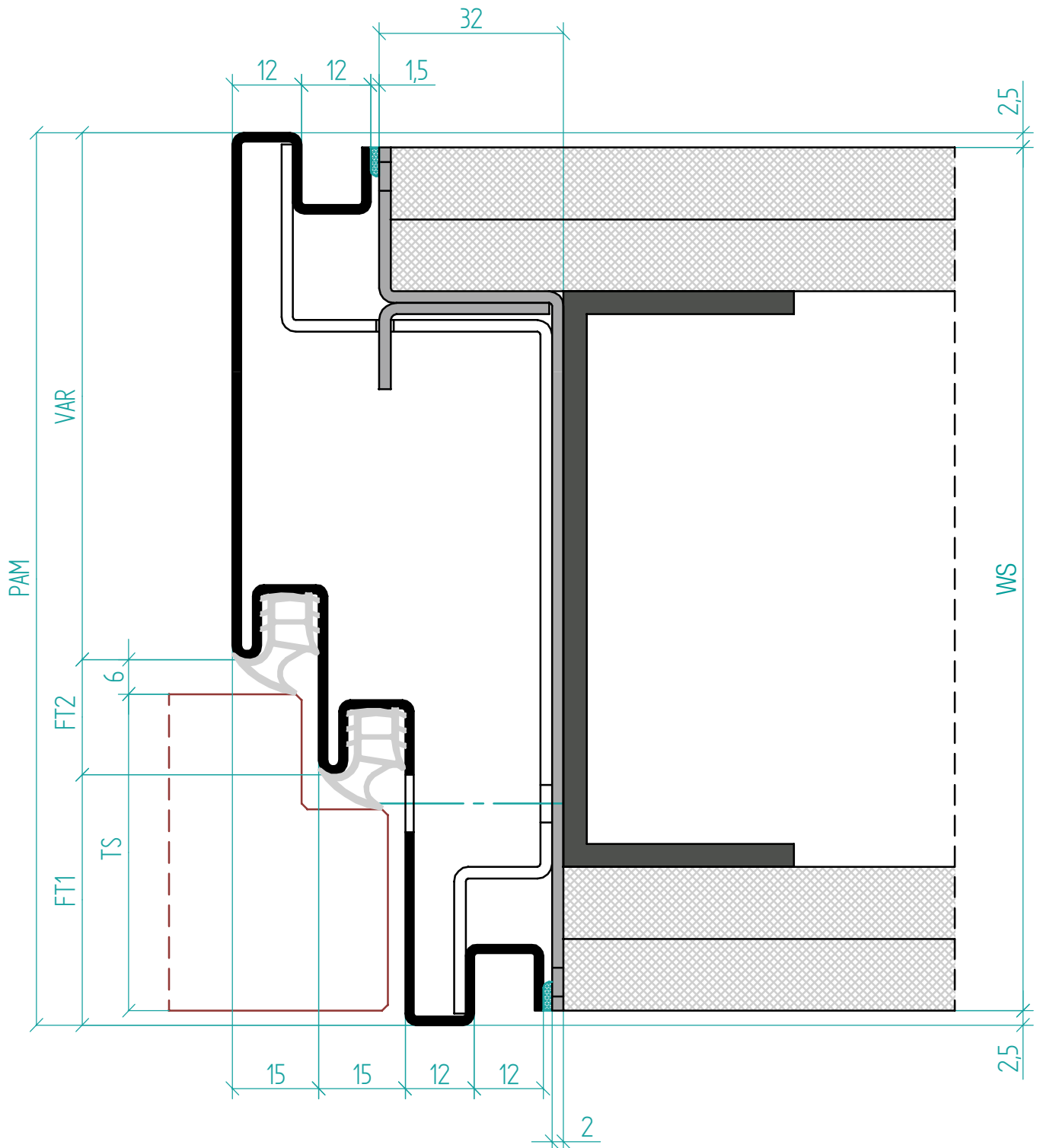
Profil 2 mit Blindstock zum Eingießen
profilo con falsotelaio da inghiassare
profile with subframe for concrete



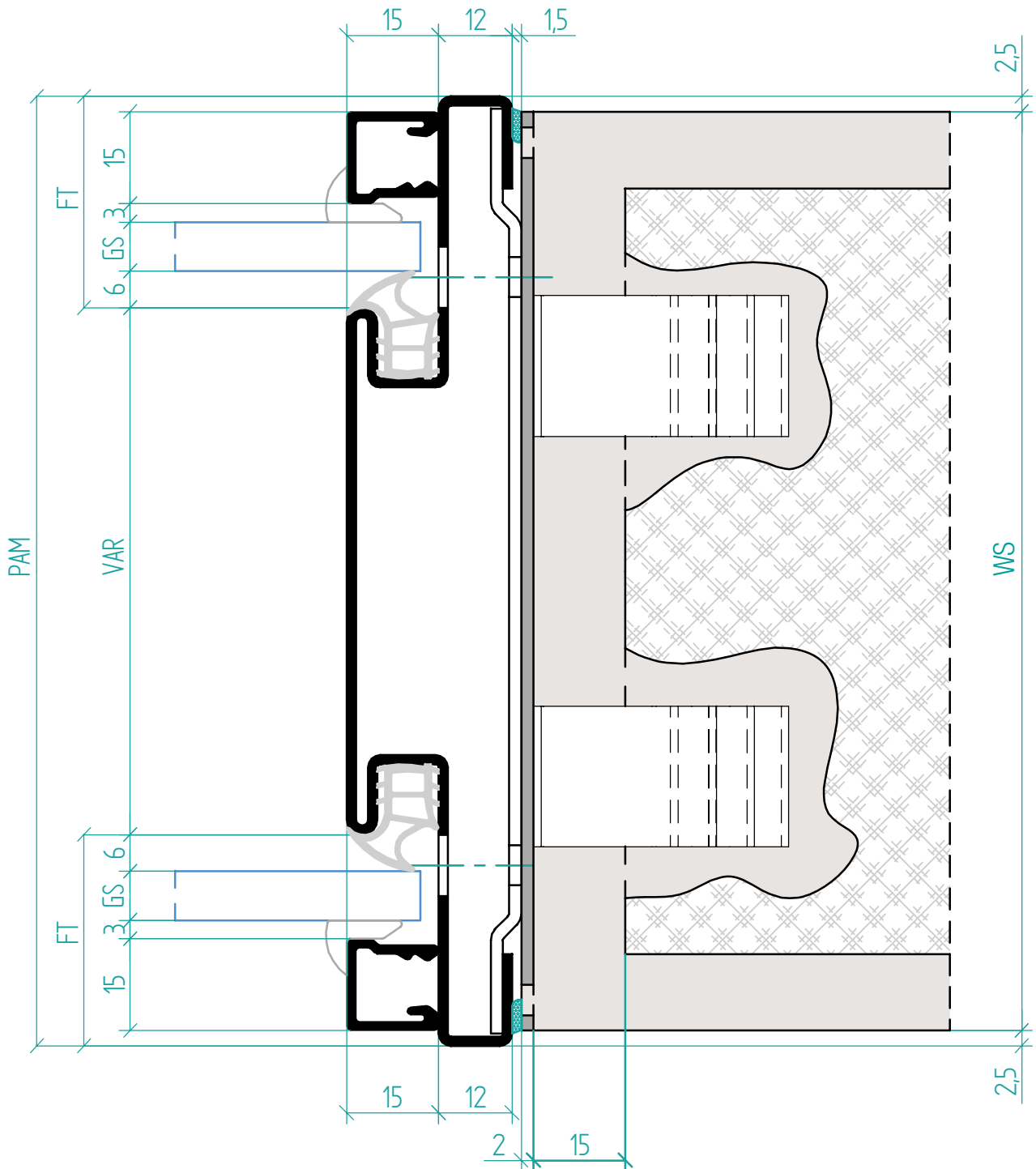


speziell für erhöhten Schallschutz!
specialmente per migliore isolamento acustico!
specially for better sound isolation!

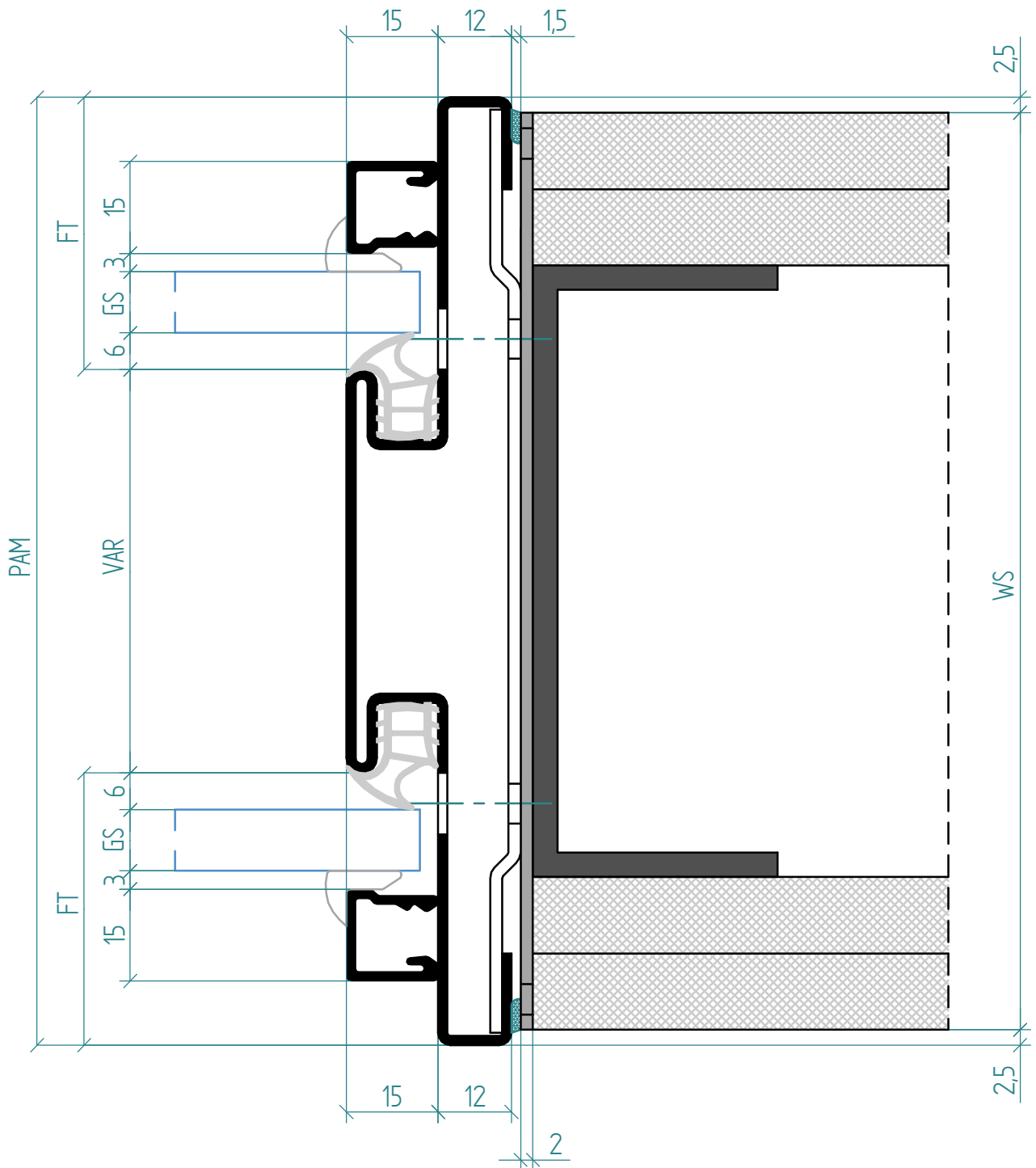
Profil auf Gipswand-doppelt beplankt
profilo su parete in cartongesso-rivestimento lastra doppia
profile on gypsum wall-double plaster board



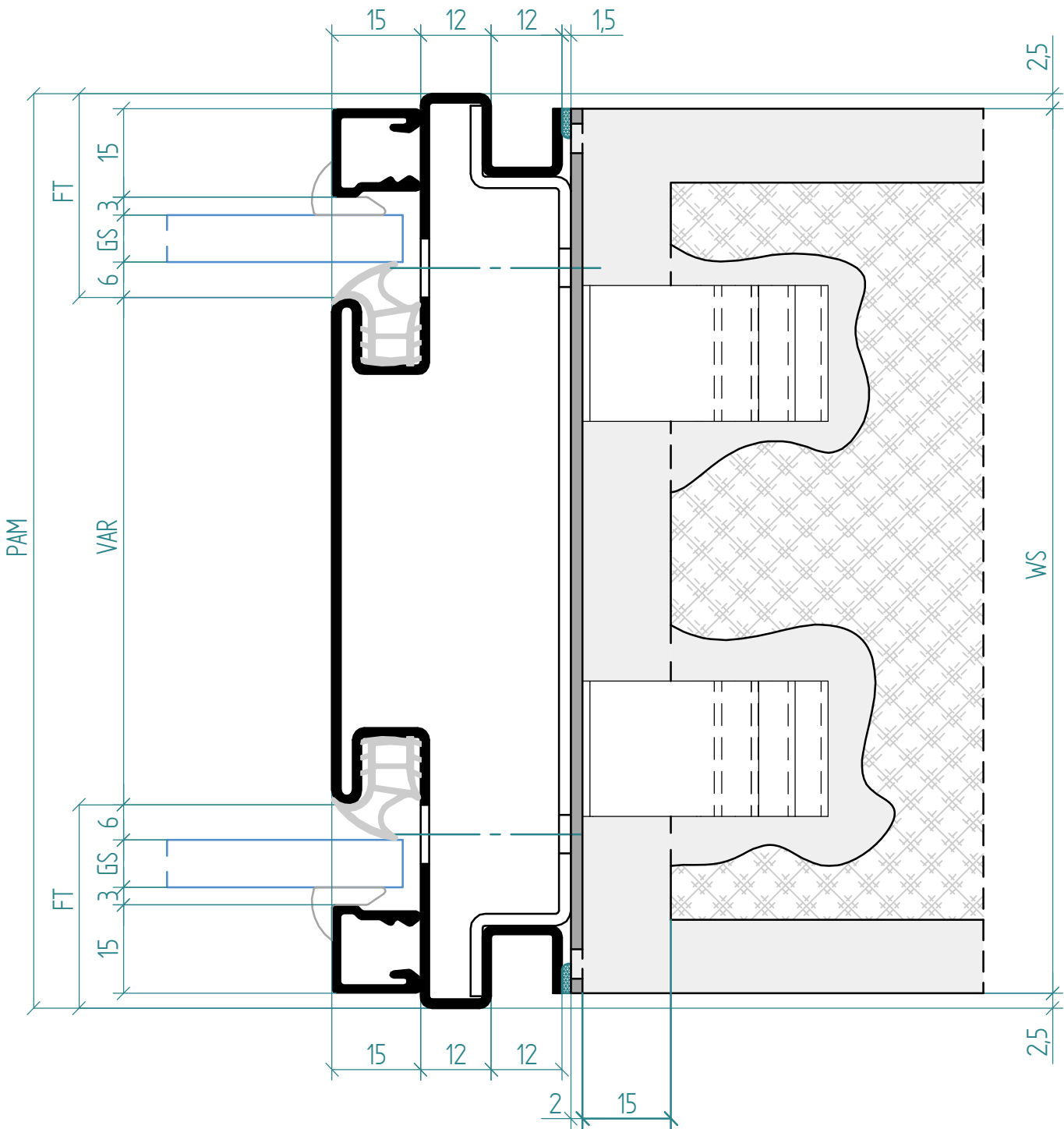
Profil mit Blindstock zum Eingießen
profilo con falsotelaio da inghiassare
profile with subframe for concrete



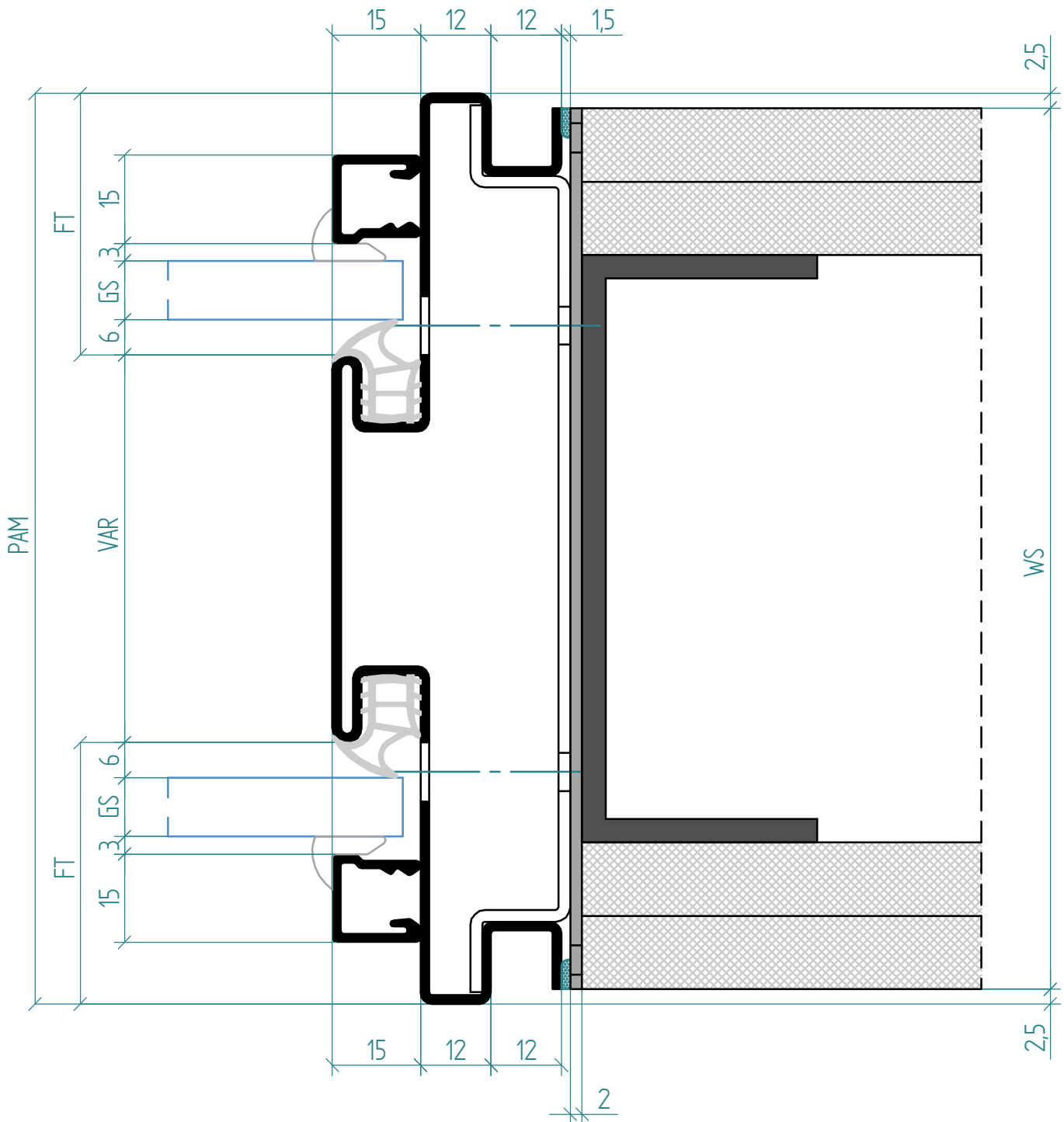
Profil auf Gipswand-doppelt beplankt
profilo su parete in cartongesso-rivestimento lastra doppia
profile on gypsum wall-double plaster board



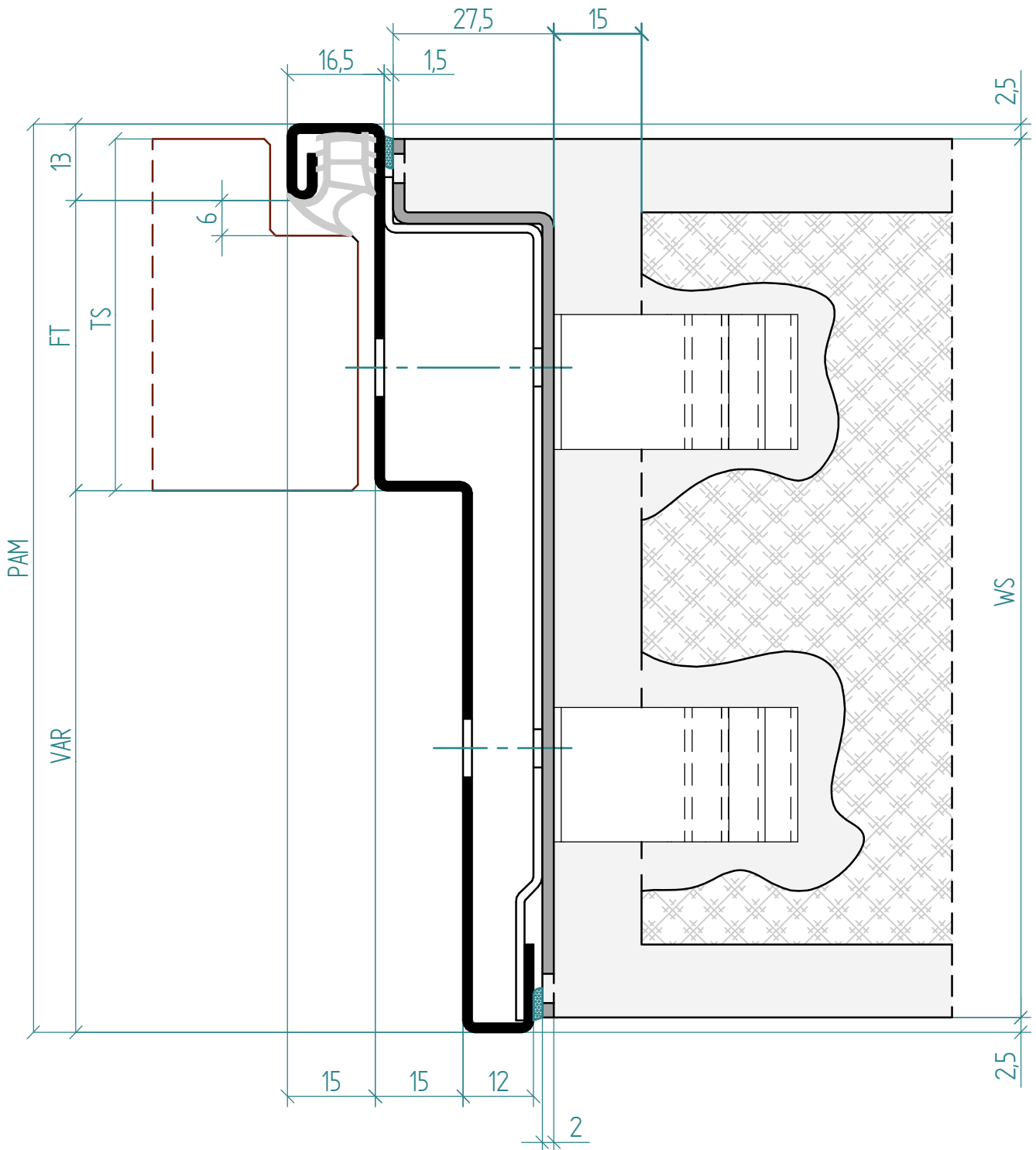
Profil mit Blindstock zum Eingießen
profilo con falsotelaio da inghiassare
profile with subframe for concrete



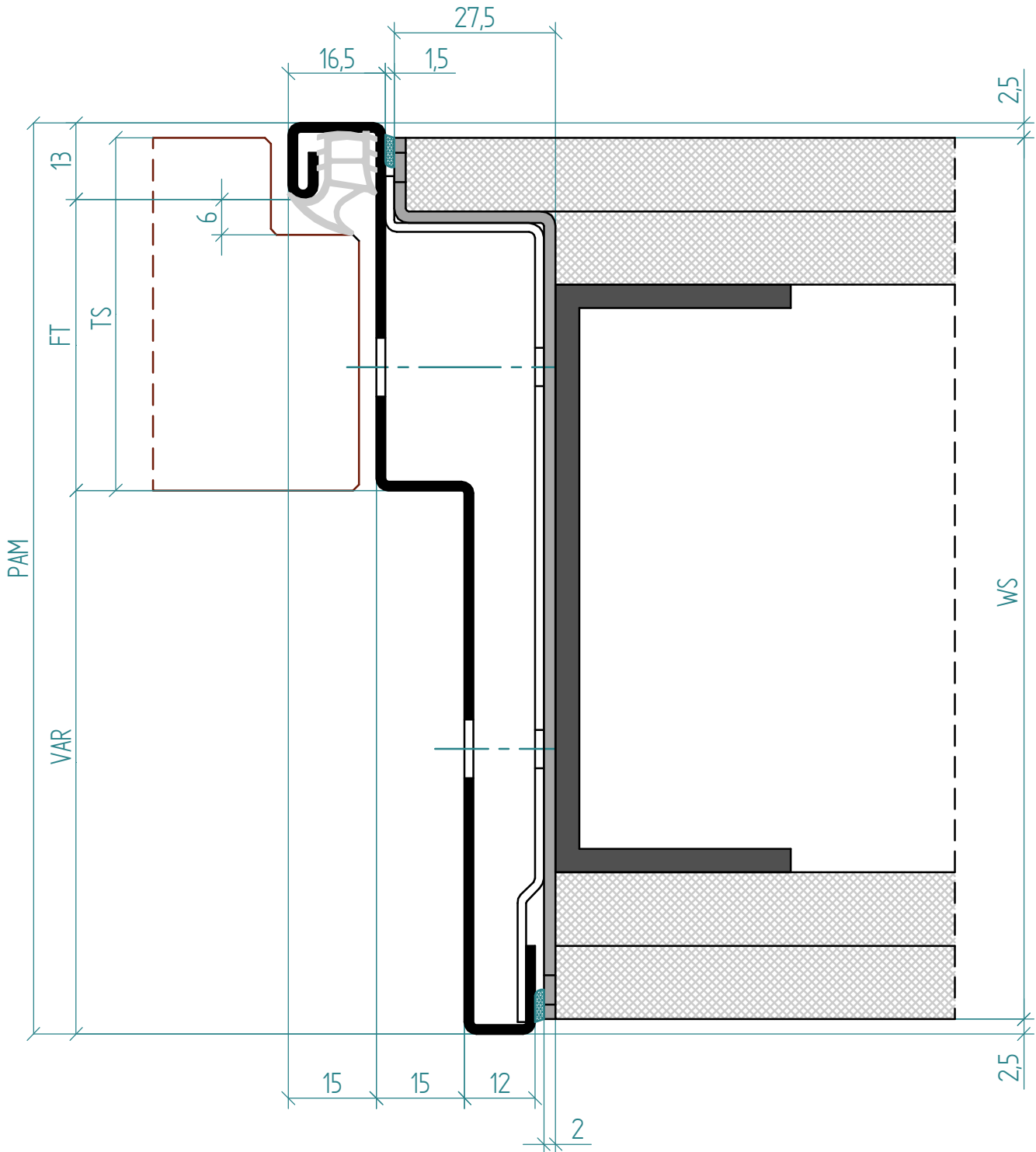
Profil auf Gipswand-doppelt beplankt
profilo su parete in cartongesso-rivestimento lastra doppia
profile on gypsum wall-double plaster board



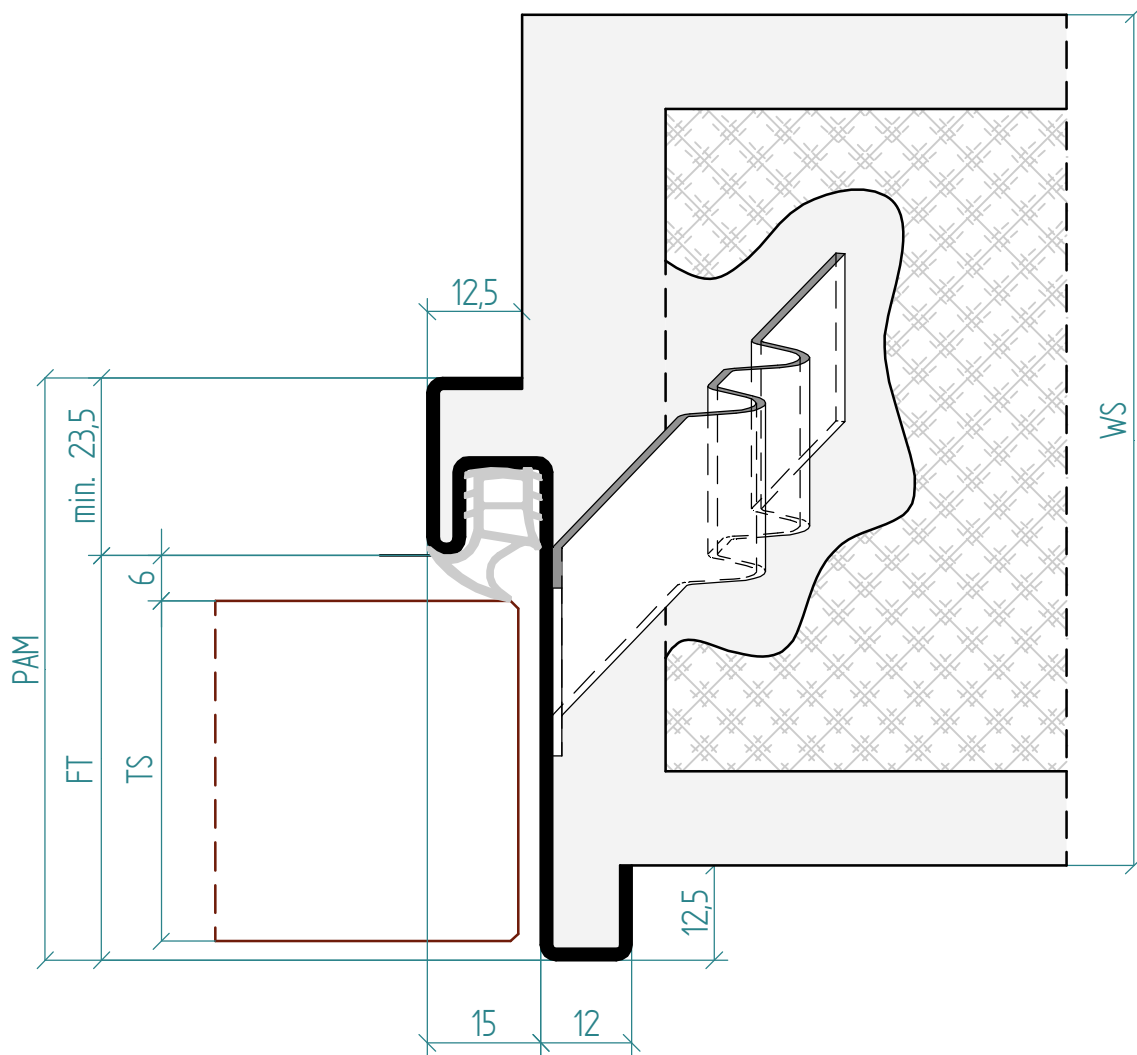
Profil mit Blindstock zum Eingießen
profilo con falsotelaio da inghiassare
profile with subframe for concrete



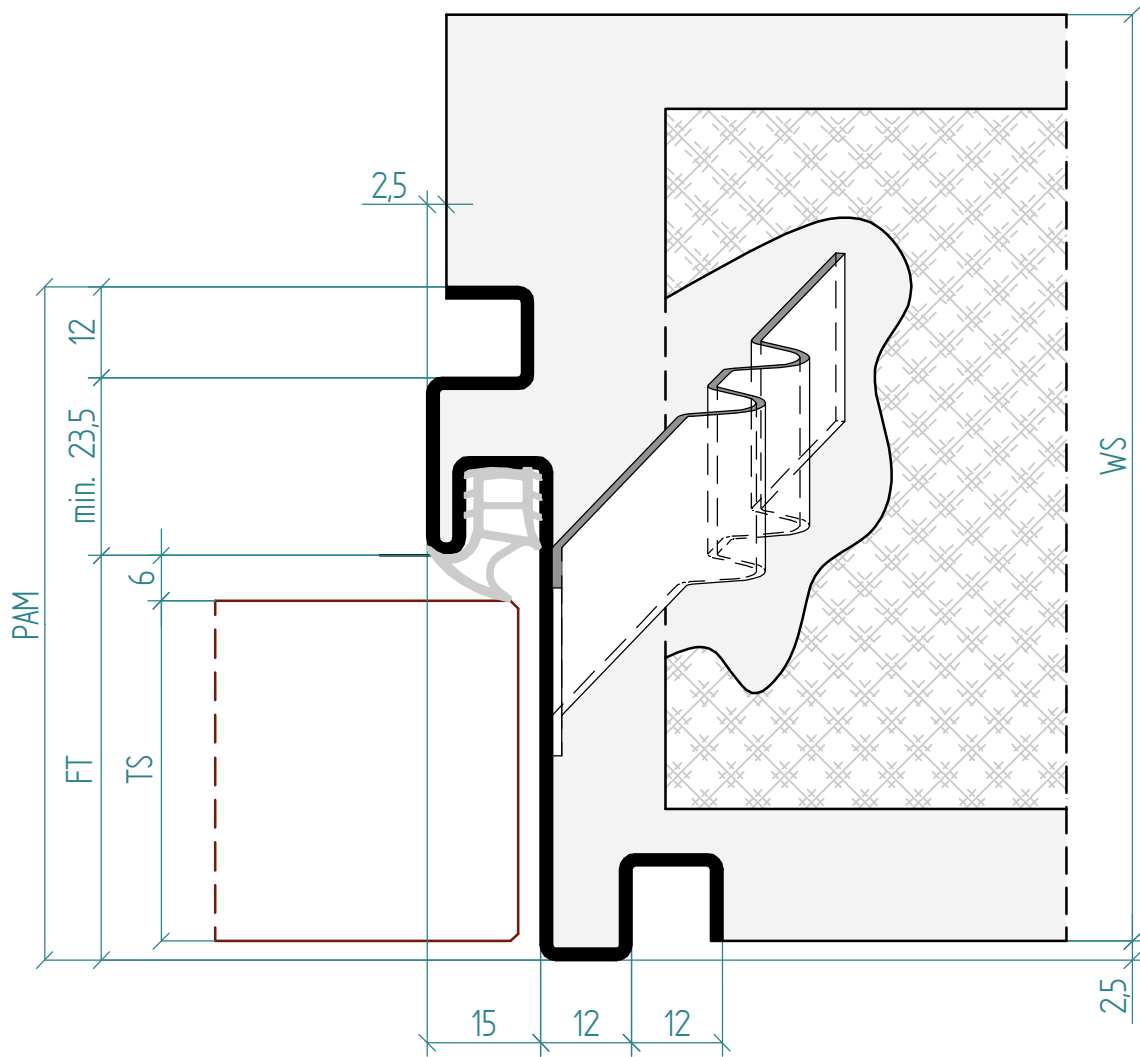
Profil auf Gipswand-doppelt beplankt
profilo su parete in cartongesso-rivestimento lastra doppia
profile on gypsum wall-double plaster board



Profil zum Eingießen
profilo da inghiassare
profile for concrete



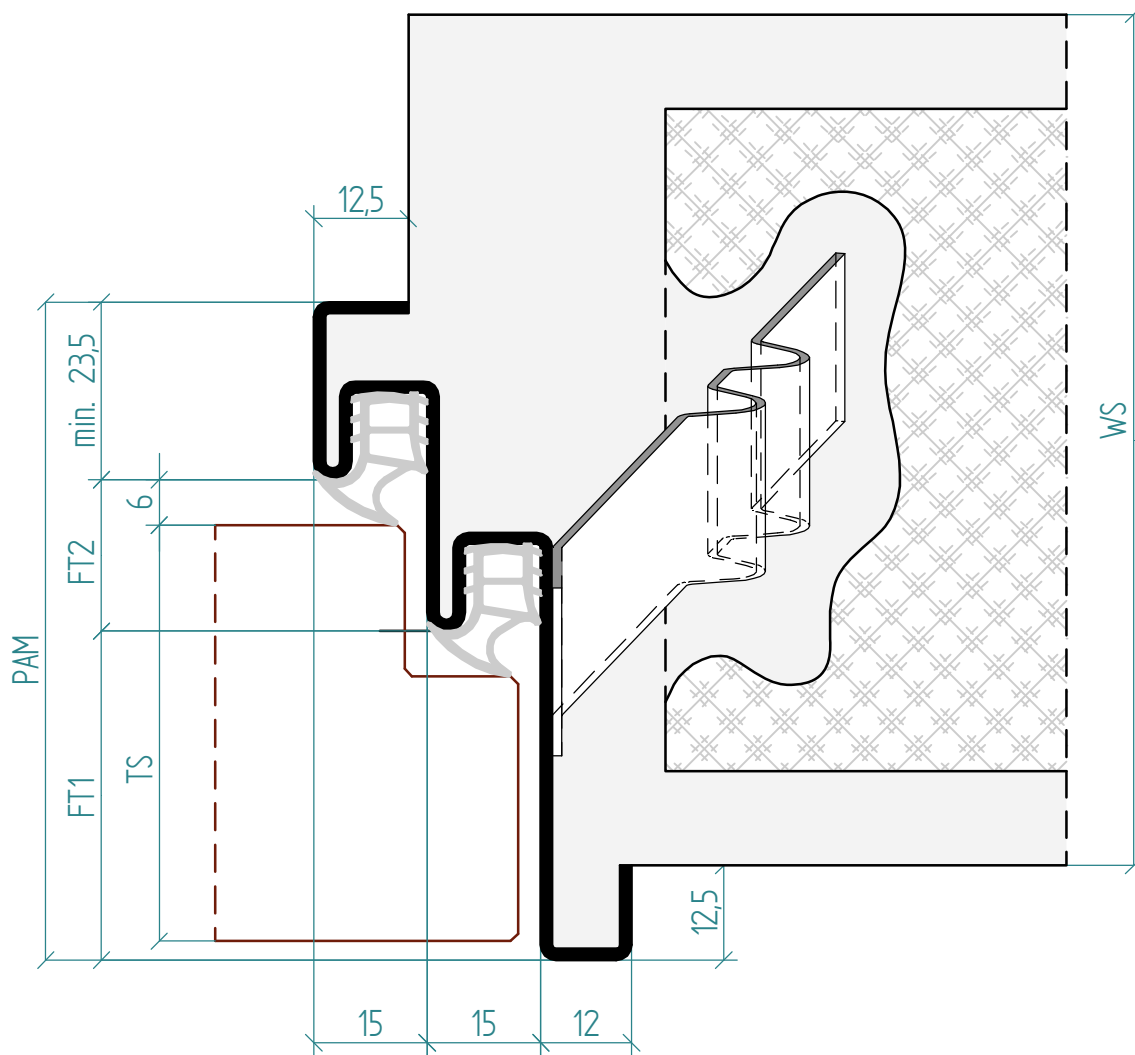
Profil zum Eingießen
profilo da inghiare
profile for concrete





speziell für erhöhten Schallschutz!
specialmente per migliore isolamento acustico!
specially for better sound isolation!

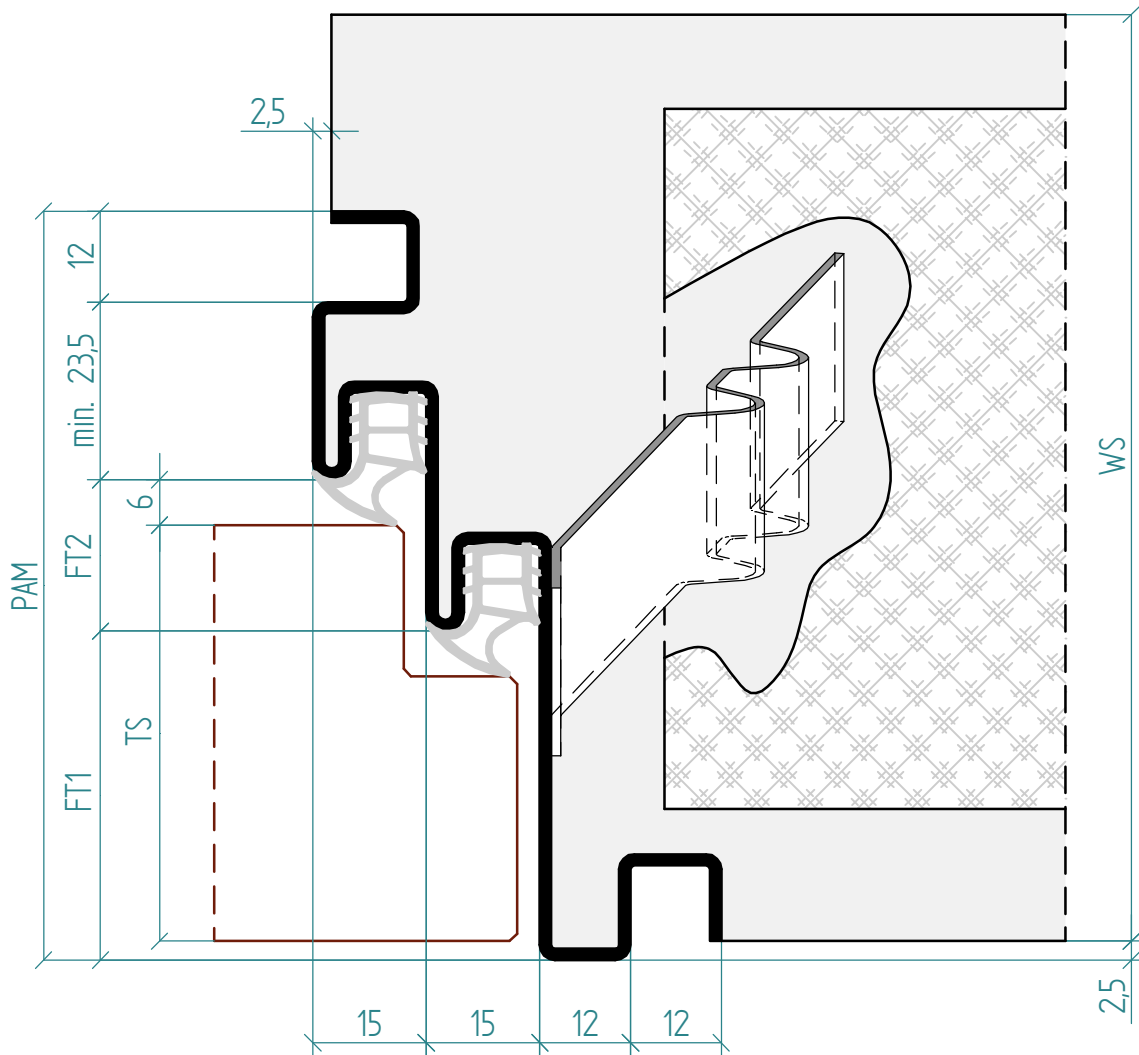
Profil zum Eingießen
profilo da inghiare
profile for concrete



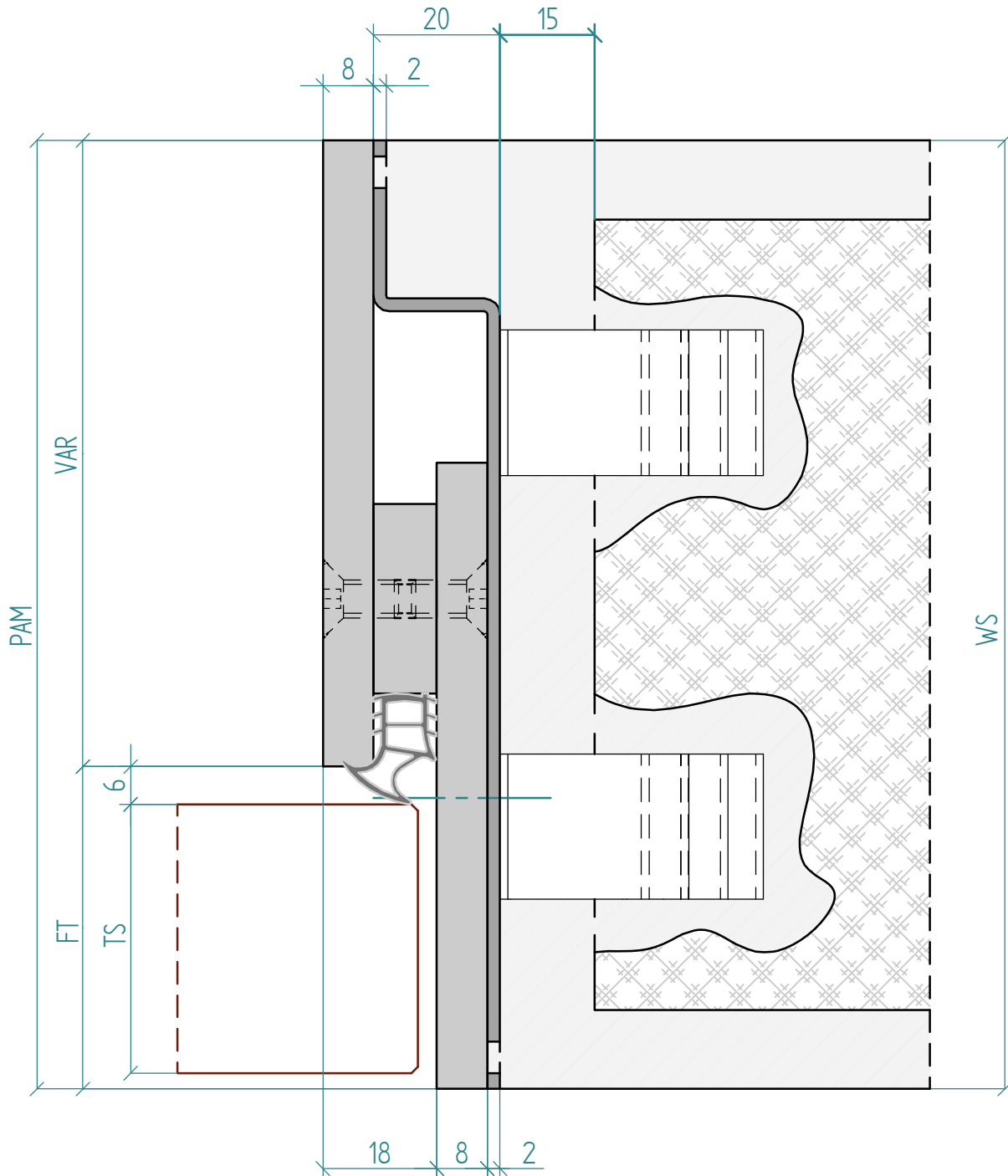


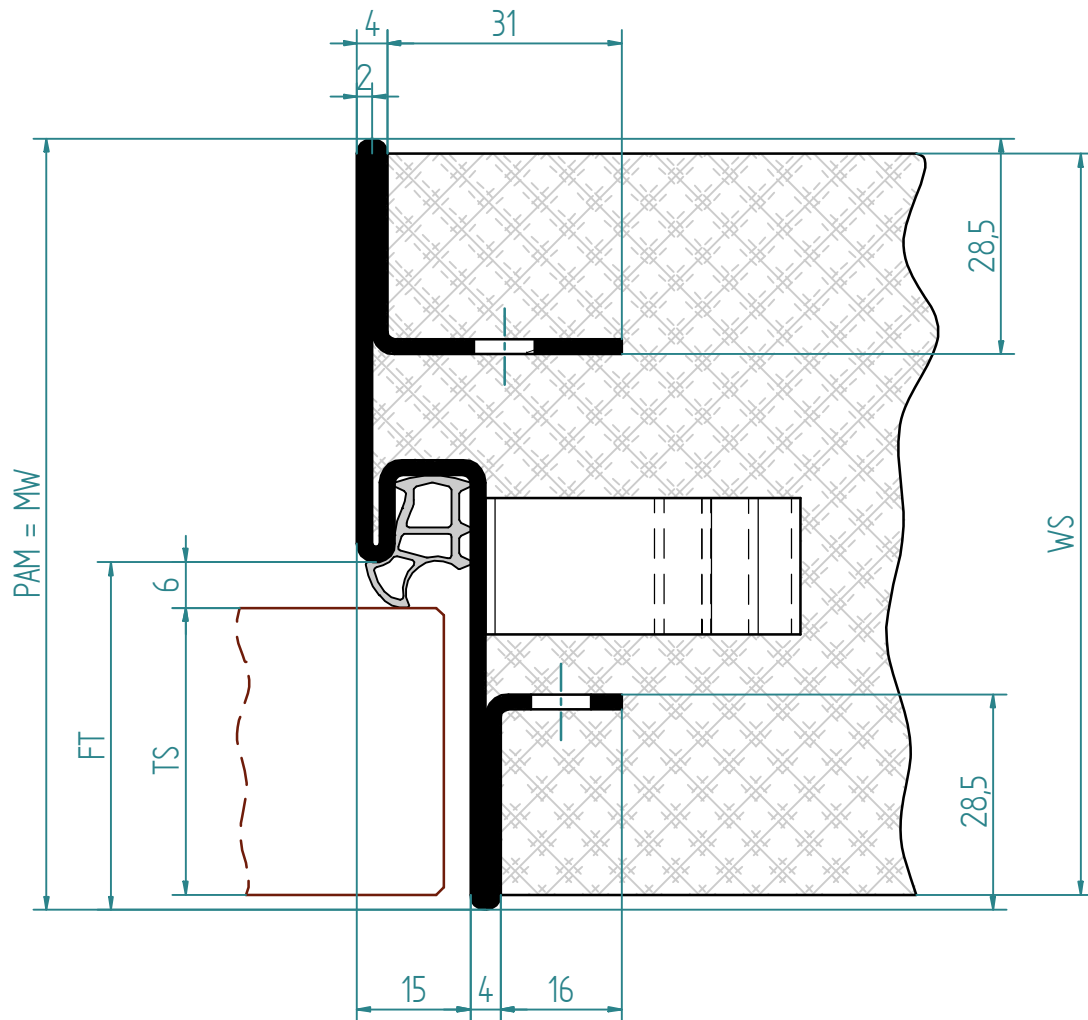
speziell für erhöhten Schallschutz!
specialmente per migliore isolamento acustico!
specially for better sound isolation!

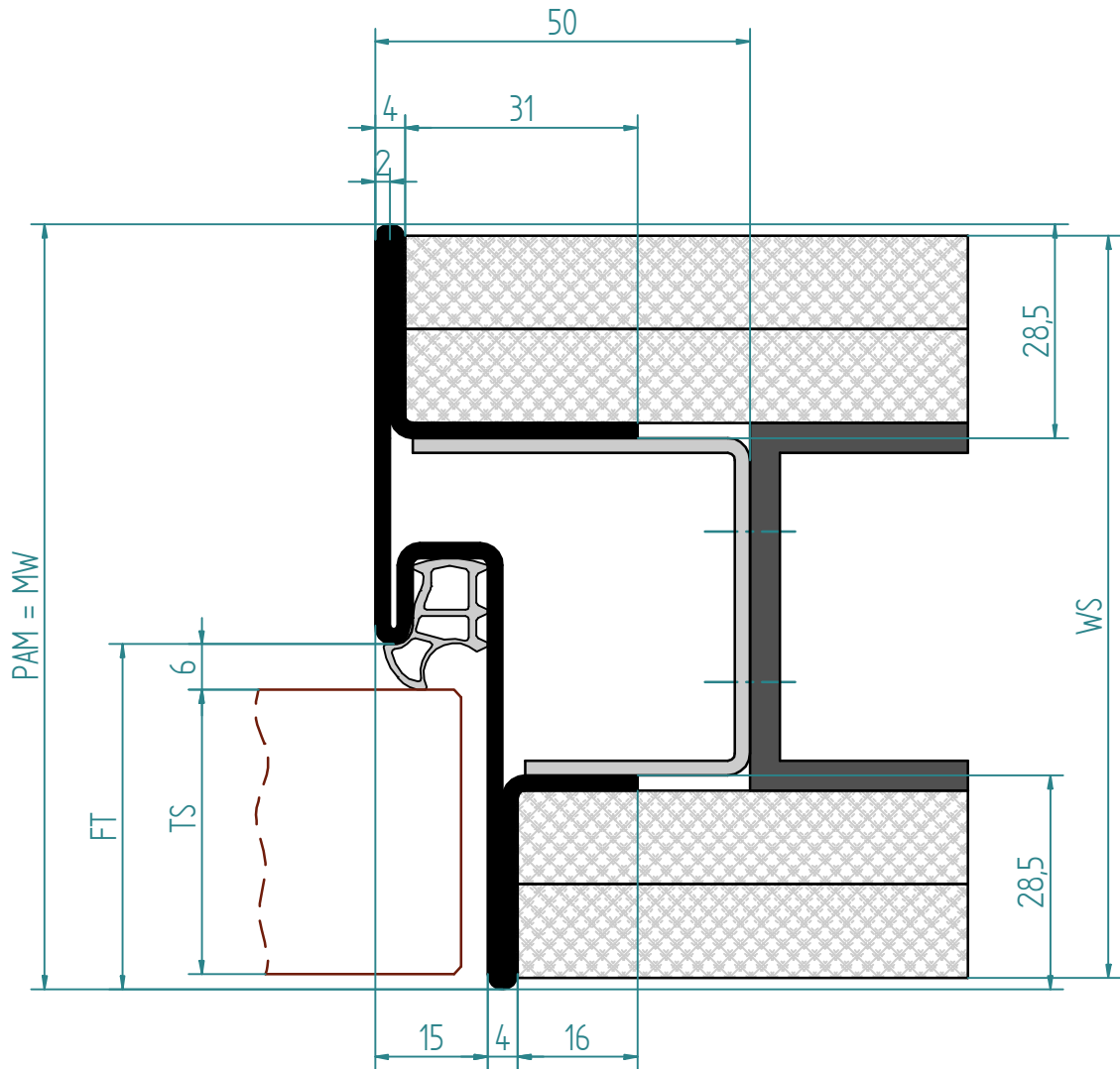
Profil zum Eingießen
profilo da inghiare
profile for concrete

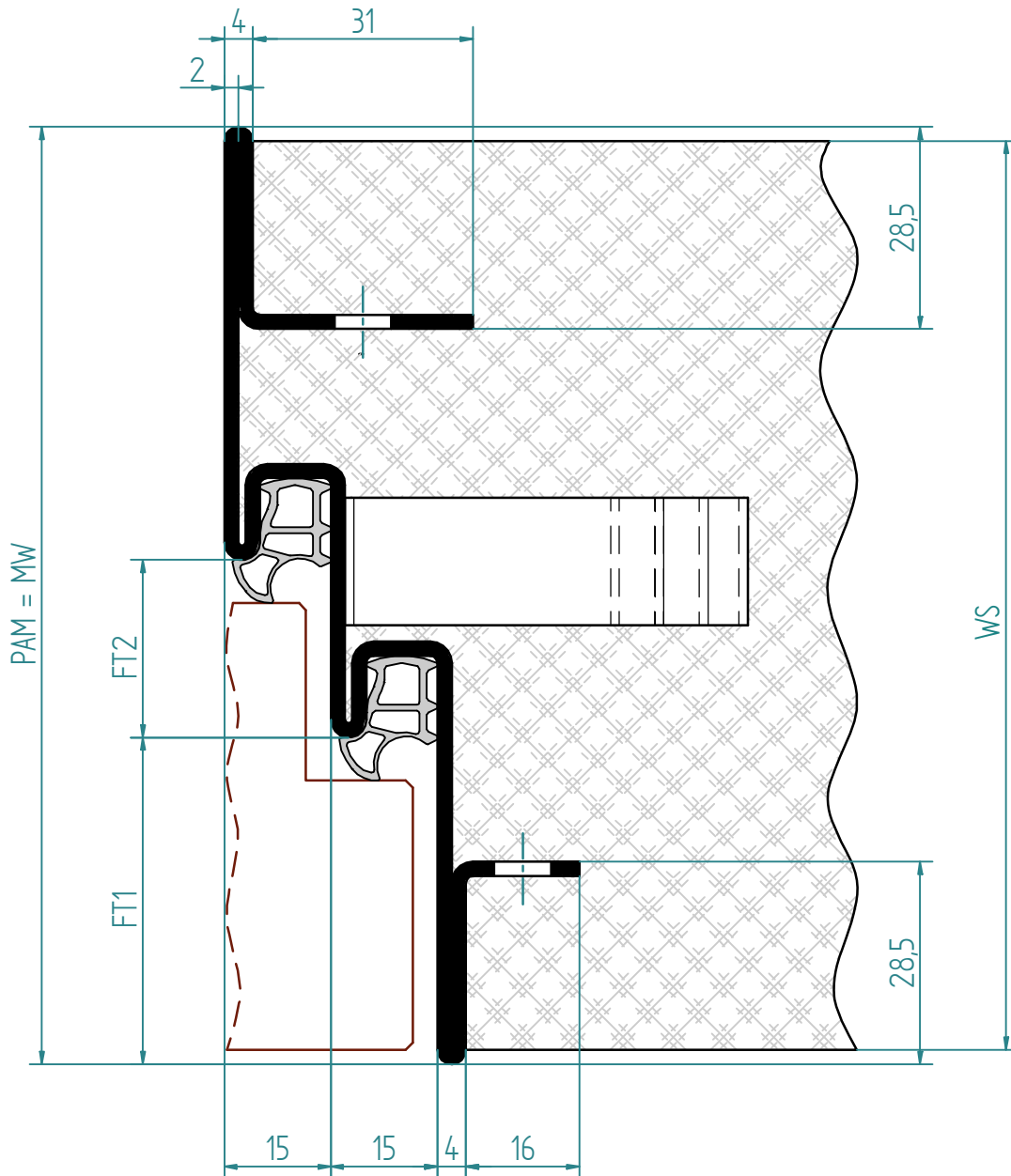


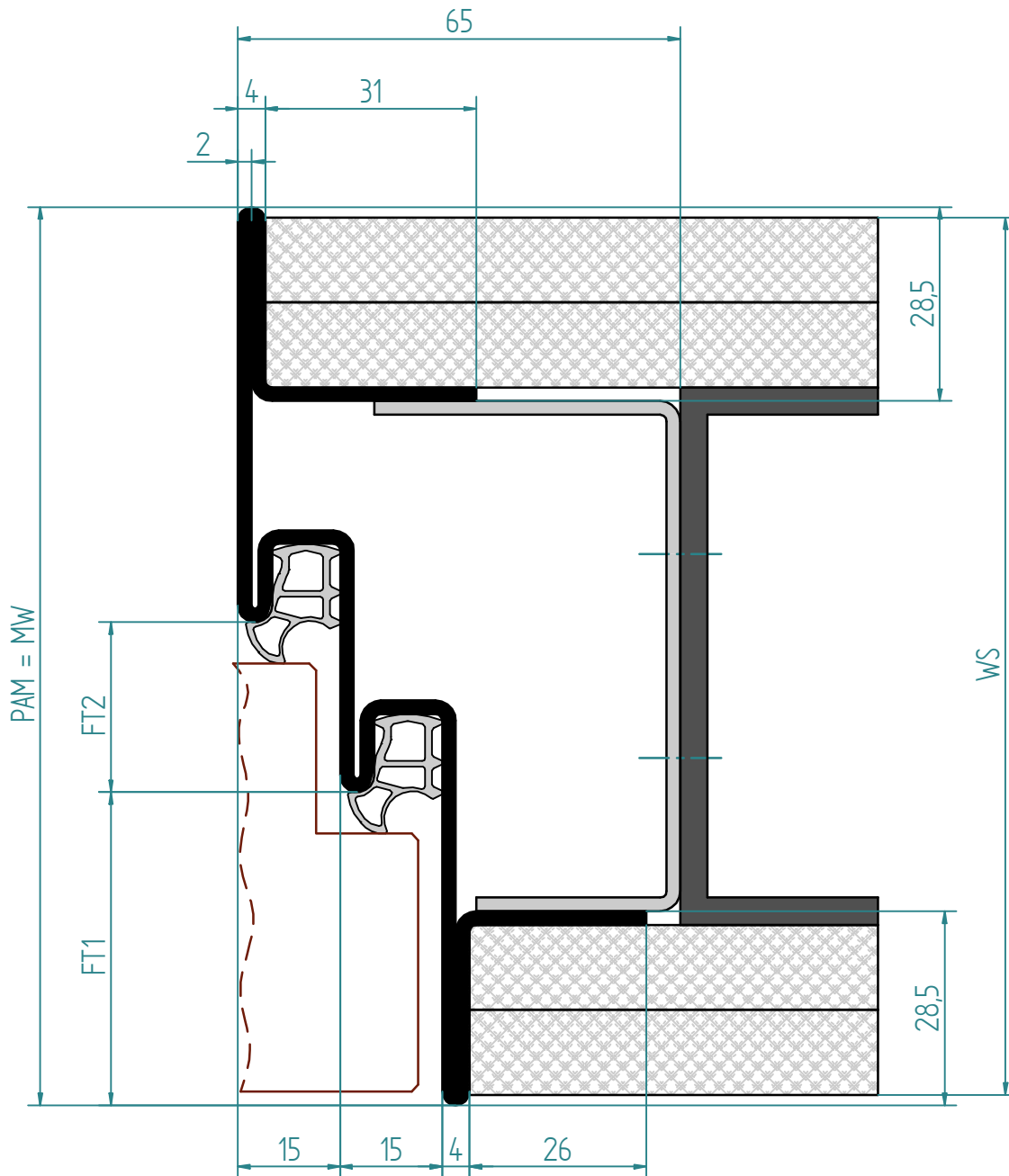
Profil mit Blindstock zum Eingießen
profilo con falsotelaio da inghiassare
profile with subframe for concrete

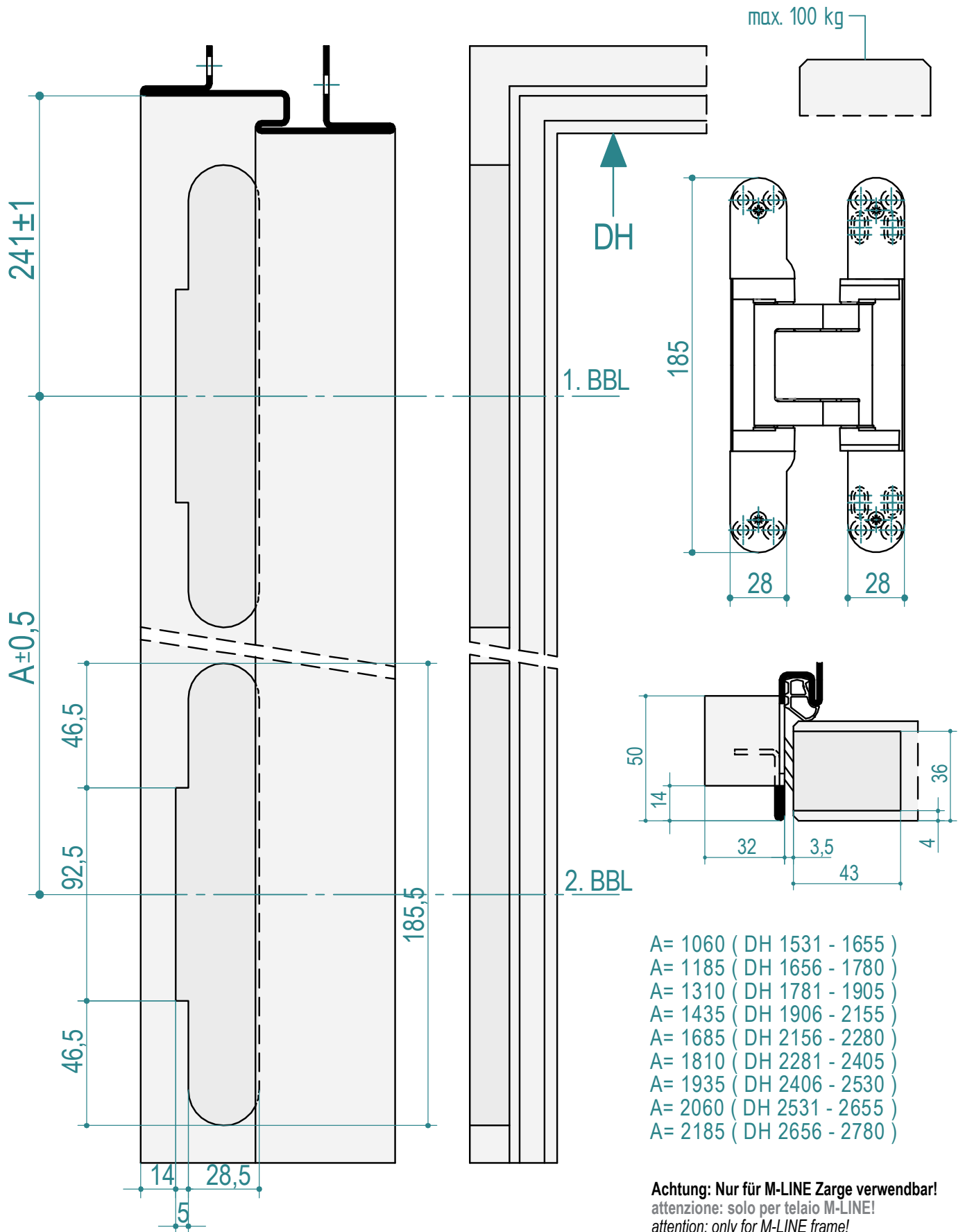


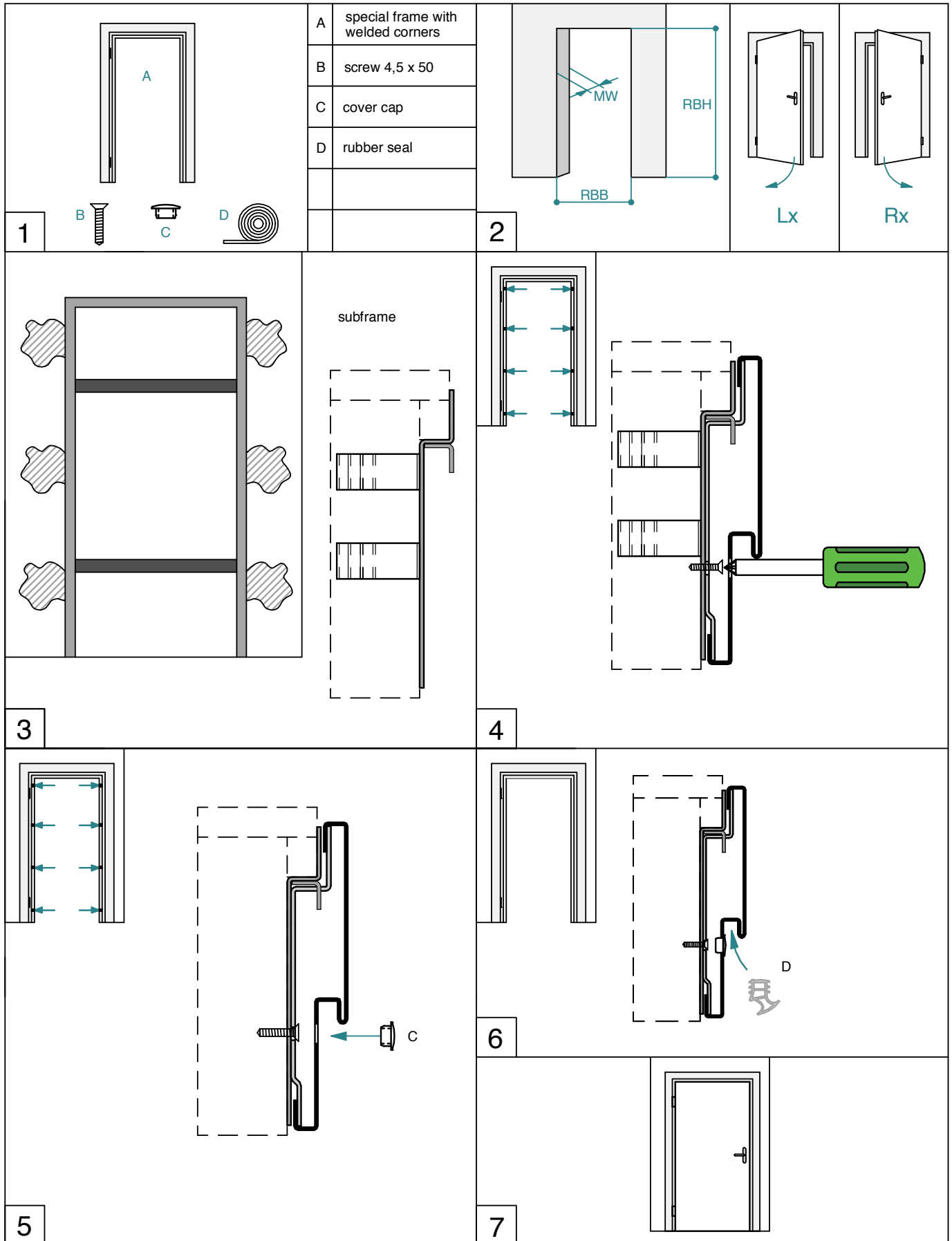












<p>1</p>	<table border="1"> <tr> <td>A</td> <td>special frame with welded corners</td> </tr> <tr> <td>B</td> <td>screw 4,8 x 19</td> </tr> <tr> <td>C</td> <td>cover cap</td> </tr> <tr> <td>D</td> <td>rubber seal</td> </tr> </table>	A	special frame with welded corners	B	screw 4,8 x 19	C	cover cap	D	rubber seal		<p>Lx</p>	<p>Rx</p>
A	special frame with welded corners											
B	screw 4,8 x 19											
C	cover cap											
D	rubber seal											
<p>subframe</p>		<p>4</p>										
<p>5</p>		<p>6</p>	<p>7</p>									



Via stazione 22/A, I-39035 Monguelfo (BZ)
 Tel. +39 0474 947 200, Fax 947 299
 www.rema-online.it E-mail info@rema-online.it

G-LINE / M-LINE

Kunde:	Lieferung:
Anschrift:	Kunde bzw. Baustelle:
UID.Nr.	
Tel.: Fax.:	
e-mail	
Kontaktperson:	e-mail
Projekt:	Tel.: Fax.:
Gewünschter Liefertermin KW:	Kontaktperson: Mobil:

<p>1.) Material ___ 1,5 mm verzinktes Stahlblech ___ 2,0 mm verzinktes Stahlblech ___ Edelstahl V2A 1,5 mm SB ___ Edelstahl V4A 1,5 mm SB ___ andere _____</p> <p>2.) Oberfläche ___ roh ___ pulvergrundiert (RAL 9010) ___ pulverbeschichtet RAL _____ ___ glatt-glänzend ___ glatt-matt ___ Feinstruktur-seidenglänzend ___ Feinstruktur-matt ___ andere _____</p> <p>3.) Falzausführung Türblatt ___ gefälzt 25,5 mm oder _____ ___ stumpf 40 mm oder _____ ___ Doppelfalz überfälzt FT1 _____ FT2 _____ ___ Doppelfalz stumpf FT1 _____ FT2 _____ ___ Glastürblatt _____ (8-10)</p> <p>4.) Bandaufnahme ___ V8600 ___ VX 7511 3D ___ VN 7608 120 3D ___ VN 7608 160 3D ___ andere _____</p>	<p>5.) Bandbezugslinien ___ 1.BBL 241 mm 2.BBL 1435 mm ___ 1.BBL 241 mm 2.BBL 1560 mm ___ 1.BBL _____ mm 2.BBL _____ mm ___ 3.BBL _____ mm 3.BBL 250 mm ___ 3.BBL mittig _____ 4.BBL _____ mm</p> <p>6.) Schlossstanzung ___ 62-23-62 mit verstellbarem Schliessblech ___ andere _____</p> <p>7.) Schlossstiefe (ST) ___ gefälzt ST=4 mm oder _____ mm ___ stumpf ST=15,5 mm oder _____ mm</p> <p>8.) Schlosshöhe (SH) ___ 1050 mm ___ andere _____</p> <p>9.) Befestigung ___ Maueranker für Beton / Mauerwerk ___ Hutanker für Gipskartonmontage ___ Klemmbügel und Rapid Block für SPEED ___ verstellbare Universallasche für TELESCOP / S2 ___ andere _____</p> <p>10.) Kämpferprofil für Oberlichte ___ ja _____ nein ___ Kämpferprofil ALUMINIUM 45-75 ___ Kämpferprofil STAHL gekantet: Profiltyp _____</p>	<p>11.) Glasleistenprofil für Oberlichte ___ Aluminiumglasleiste 15x15mm zum Aufklipsen ___ Profilhorglasleiste ___x15mm zum Aufschrauben ___ andere _____</p> <p>12.) Glasstärke für Oberlichte ___ mm</p> <p>13.) Dichtungstyp C 1397 ___ grau ___ schwarz ___ weiss ___ braun</p> <p>14.) Bodeneinstand (BE) ___ ohne ___ mit: _____ mm</p> <p>15.) Extras ___ ohne ___ mit: _____</p> <p>16.) Bandlieferung ___ ja _____ nein Bandtyp _____</p> <p>17.) Zeichnungen ___ ja _____ nein Zeichnungsnr.: _____</p>
--------------------------------------------------------------------------------------------------------------------------------------------------------------------------------------------------------------------------------------------------------------------------------------------------------------------------------------------------------------------------------------------------------------------------------------------------------------------------------------------------------------------------------------------------------------------------------------------------------------------------------------------------------------------------------------------------------------------------------------------------------------------------------------------------------------------------------------------------------------------------------------------------------------------------------------------------------------------------------------------------------------------------------------------------------------------------------------------------------------------------------------------------------------------------------------------------------------------------------	-----------------------------------------------------------------------------------------------------------------------------------------------------------------------------------------------------------------------------------------------------------------------------------------------------------------------------------------------------------------------------------------------------------------------------------------------------------------------------------------------------------------------------------------------------------------------------------------------------------------------------------------------------------------------------------------------------------------------------------------------------------------------------------------------------------------------------------------------------------------------------------------------------------------------------------------------------------------------------------------------------------------------------------------------------------------------------------------------------------------------------------------------------------------------------------------------------------------------------------------------------------------------------	---------------------------------------------------------------------------------------------------------------------------------------------------------------------------------------------------------------------------------------------------------------------------------------------------------------------------------------------------------------------------------------------------------------------------------------------------------------------------------------------------------------------------------------------------------------------------------------------------------------------------------------------------------------------------------------------------------------------------------------------------------------------------------------------------------------------------------------------------------------------------------------------------------------------

pos.	Profiltyp	MW	Wandöffnungsmass: RBB / RBH		Kämpferhöhe für Oberlichte	Öffnungsrichtung DIN		2 flg.	ges. Stückz.	EXTRAS	Preis
			Zargenfalzmass: FB / FH	lichtes Durchgangsmass: DB / DH		L	R				
			Breite	Höhe	DKH						

Auftragsnr. _____ Datum: _____ Unterschrift: _____



Via stazione 22/A, I-39035 Monguefio (BZ)
Tel. +39 0474 947 200, Fax 947 299
www.rema-online.it E-mail info@rema-online.it

G-LINE / M-LINE

cliente:	spedizione:	
indirizzo:	cliente opp. cantiere:	
P. IVA:		
Tel.:	Fax.:	
e-mail		
Persona di contatto:	e-mail	
Progetto:	Tel.:	Fax.:
Consegna richiesta: _____	Persona di contatto:	cellulare:

<p>1.) materiale <input type="checkbox"/> lamiera zincata 1,5 mm <input type="checkbox"/> lamiera zincata 2,0 mm <input type="checkbox"/> acciaio INOX AISI 304 1,5 mm <input type="checkbox"/> acciaio INOX AISI 316 1,5 mm <input type="checkbox"/> altri _____</p> <p>2.) superficie <input type="checkbox"/> zincata <input type="checkbox"/> con mano di fondo (RAL 9010) <input type="checkbox"/> verniciato a polveri RAL _____ <input type="checkbox"/> liscio - lucido <input type="checkbox"/> liscio - opaco <input type="checkbox"/> raggrinz. - semilucido <input type="checkbox"/> raggrinz. - opaco <input type="checkbox"/> altri _____</p> <p>3.) esecuzione battuta <input type="checkbox"/> porta con battuta 25,5 mm o _____ <input type="checkbox"/> porta senza battuta 40 mm o _____ <input type="checkbox"/> porta a doppia battuta FT1 _____ FT2 _____ <input type="checkbox"/> porta a filo con battuta FT1 _____ FT2 _____ <input type="checkbox"/> porta in cristallo _____ (8-10)</p> <p>4.) predisposizione per cerniere <input type="checkbox"/> V8600 <input type="checkbox"/> VX 7511 3D <input type="checkbox"/> VN 7608 120 3D <input type="checkbox"/> VN 7608 160 3D <input type="checkbox"/> altri _____</p>	<p>5.) posizionamento cerniere <input type="checkbox"/> 1.BBL 241 mm 2.BBL 1435 mm <input type="checkbox"/> 1.BBL 241 mm 2.BBL 1560 mm <input type="checkbox"/> 1.BBL _____ mm 2.BBL _____ mm <input type="checkbox"/> 3.BBL _____ mm 3.BBL 250 mm <input type="checkbox"/> 3.BBL centrale 4.BBL _____ mm</p> <p>6.) foro serratura <input type="checkbox"/> 62-23-62 con incontro serratura regolabile <input type="checkbox"/> altri _____</p> <p>7.) profondità serratura (ST) <input type="checkbox"/> per porta con battuta ST=4 mm o _____ mm <input type="checkbox"/> per porta senza battuta ST=15,5 mm o _____ mm</p> <p>8.) altezza serratura (SH) <input type="checkbox"/> 1050 mm <input type="checkbox"/> altri _____</p> <p>9.) sistema di ancoraggio <input type="checkbox"/> zanche da murare per cemento <input type="checkbox"/> staffe per fissaggio per parete in cartongesso <input type="checkbox"/> morsetto e Rapid Block per SPEED <input type="checkbox"/> staffa universale regolabile per TELESCOP / S2 <input type="checkbox"/> altri _____</p> <p>10.) profilo traverso per soprauce <input type="checkbox"/> sì _____ no _____ <input type="checkbox"/> profilo traverso in alluminio 45-75 <input type="checkbox"/> profilo traverso piegato in acciaio: tipo _____</p>	<p>11.) fermavetro per soprauce <input type="checkbox"/> fermavetro-clip 15x15mm in alluminio <input type="checkbox"/> fermavetro tubolare _____x15mm per avvitare <input type="checkbox"/> altri _____</p> <p>12.) spessore vetro per soprauce _____mm</p> <p>13.) tipo di guarnizione C 1397 <input type="checkbox"/> grigio <input type="checkbox"/> nero <input type="checkbox"/> bianco <input type="checkbox"/> marrone</p> <p>14.) incasso nel pavimento (BE) <input type="checkbox"/> senza <input type="checkbox"/> con: _____mm</p> <p>15.) Extras <input type="checkbox"/> senza <input type="checkbox"/> con: _____</p> <p>16.) fornitura cerniere <input type="checkbox"/> sì _____ no _____ tipo cerniera _____</p> <p>17.) disegni <input type="checkbox"/> sì _____ no _____ disegno nr.: _____</p>
---------------------------------------------------------------------------------------------------------------------------------------------------------------------------------------------------------------------------------------------------------------------------------------------------------------------------------------------------------------------------------------------------------------------------------------------------------------------------------------------------------------------------------------------------------------------------------------------------------------------------------------------------------------------------------------------------------------------------------------------------------------------------------------------------------------------------------------------------------------------------------------------------------------------------------------------------------------------------------------------------------------------------------------------------------------------------------------------------------------------------------------------------------------------------------------------------------------------------------------------------------------------------------------------------------------------------------------------------------------------------------------------------	-----------------------------------------------------------------------------------------------------------------------------------------------------------------------------------------------------------------------------------------------------------------------------------------------------------------------------------------------------------------------------------------------------------------------------------------------------------------------------------------------------------------------------------------------------------------------------------------------------------------------------------------------------------------------------------------------------------------------------------------------------------------------------------------------------------------------------------------------------------------------------------------------------------------------------------------------------------------------------------------------------------------------------------------------------------------------------------------------------------------------------------------------------------------------------------------------------------------------------------------------------------------------------------------------------------------------------------------------------------------------------------------------------------------------------------------------------------------------------------------	--------------------------------------------------------------------------------------------------------------------------------------------------------------------------------------------------------------------------------------------------------------------------------------------------------------------------------------------------------------------------------------------------------------------------------------------------------------------------------------------------------------------------------------------------------------------------------------------------------------------------------------------------------------------------------------------------------------------------------------------------------------------------------------------------------------------------------------------------------------------------------------------------------------------------------------------------------------------------------

pos.	tipo del profilo	MW	<input type="checkbox"/> foro parete : RBB / RBH <input type="checkbox"/> misura battuta : FB / FH <input type="checkbox"/> luce netta : DB / DH		altezza profilo traverso per soprauce DHK	senso di apertura DIN		2 ante	quantità totale	EXTRAS	prezzo
			L	R							

ordine nr. _____ data: _____ firma del cliente: _____



Via stazione 22/A, I-39035 Mongueifo (BZ)
 Tel. +39 0474 947 200, Fax 947 299
 www.rema-online.it E-mail info@rema-online.it


G-LINE / M-LINE

Client:	Destination:	
Adress:	site or client adress:	
VAT No.:		
Tel.:	Fax. :	
e-mail		
Contact:	e-mail	
Project:	Tel.:	Fax. :
Requested delivery date:	Contact:	Mobile:

<p>1.) Material ___ galvanized steel 1,5 mm ___ galvanized steel 2,0 mm ___ stainless steel AISI 304 1,5 mm ___ stainless steel AISI 316 1,5 mm ___ others _____</p> <p>2.) Surface ___ raw ___ primed (RAL 9010) ___ powder coated RAL _____ ___ smooth-glossy ___ smooth-matte ___ finetexture-semigloss ___ finetexture-matte ___ others _____</p> <p>3.) Doortype ___ rebated 25,5 mm or _____ ___ flush door 40 mm or _____ ___ double rebated FT1 _____ FT2 _____ ___ double rebated flush door FT1 _____ FT2 _____ ___ glass door _____ (8-10)</p> <p>4.) Hinge preparing ___ V8600 ___ VX 7511 3D ___ VN 7608 120 3D ___ VN 7608 160 3D ___ others _____</p>	<p>5.) Hinge positions ___ 1.BBL 241 mm 2.BBL 1435 mm ___ 1.BBL 241 mm 2.BBL 1560 mm ___ 1.BBL _____ mm 2.BBL _____ mm ___ 3.BBL _____ mm 3.BBL 250 mm ___ 3.BBL central _____ ___ 4.BBL _____ mm</p> <p>6.) Lock preparing ___ 62-23-62 con with registrable strike plate ___ others _____</p> <p>7.) Depth of lock preparing (ST) ___ for rebated door ST=4 mm or _____ mm ___ fur flush door ST=15,5 mm or _____ mm</p> <p>8.) Hight of lock preparing (SH) ___ 1050 mm ___ others _____</p> <p>9.) Fixing systems ___ special brackets for concrete walls ___ special anchors for stud walls ___ clamb and Rapid Block for SPEED ___ regolable anchor for TELESCOP / S2 ___ others _____</p> <p>10.) Transom-bar for overlight frame ___ yes _____ no ___ transom in aluminium 45-75 ___ bended transom in steel : type _____</p>	<p>11.) Glazing bead for fanlight ___ clip bead 15x15mm in aluminium ___ steel tube bead ___x15mm to screw ___ others _____</p> <p>12.) Glass thickness for fanlight _____ mm</p> <p>13.) Color of rubber seal C 1397 ___ grey ___ black ___ white ___ brown</p> <p>14.) Floor height (BE) ___ no ___ yes: _____ mm</p> <p>15.) Extras ___ no ___ yes: _____</p> <p>16.) Hinge supply ___ yes _____ no hinge type _____</p> <p>17.) Drawings ___ yes _____ no drawing nr.: _____</p>
---------------------------------------------------------------------------------------------------------------------------------------------------------------------------------------------------------------------------------------------------------------------------------------------------------------------------------------------------------------------------------------------------------------------------------------------------------------------------------------------------------------------------------------------------------------------------------------------------------------------------------------------------------------------------------------------------------------------------------------------------------------------------------------------------------------------------------------------------------------------------------------------------------------------------------------------------------------------------------------------------------------------------------------------------------------------------------------------------------------------------------------------------------------------------------------------------------	---------------------------------------------------------------------------------------------------------------------------------------------------------------------------------------------------------------------------------------------------------------------------------------------------------------------------------------------------------------------------------------------------------------------------------------------------------------------------------------------------------------------------------------------------------------------------------------------------------------------------------------------------------------------------------------------------------------------------------------------------------------------------------------------------------------------------------------------------------------------------------------------------------------------------------------------------------------------------------------------------------------------------------------------------------------------------------------------------------------------------------------------------------------------------------------------------------------------------------------------------------------------------------------------------------------------------------------	-----------------------------------------------------------------------------------------------------------------------------------------------------------------------------------------------------------------------------------------------------------------------------------------------------------------------------------------------------------------------------------------------------------------------------------------------------------------------------------------------------------------------------------------------------------------------------------------------------------------------------------------------------------------------------------------------------------------------------------------------------------------------------------------------------------------------------------------------------------------------------------------

pos.	profile type	MW	___ wall opening : RBB / RBH ___ frame-rebate dimension : FB / FH ___ open size of frame : DB / DH		height of transom for fanlight	handing DIN		2 doors	quantity total	EXTRA	price
			widht	height		DHK	L				

order nr. _____ date: _____ signature : _____





1. Wir über uns/ Referenzen
2. Typenübersicht
3. SPEED
3-teilige Schnellbauzarge
4. S-2
2-teilige Zarge, nicht verstellbar
5. TELESCOP
2-teilige verstellbare Zarge
6. SOLID
1-teilige Zarge MW/Mauerwerk
1-teilige Zarge GK/Trockenbauzarge
7. CORNER
Eckzarge
8. BLOCK
Blockzarge
9. THZ
Turnhallenzarge
10. DESIGN
G-LINE
M-LINE
11. F-LINE
Fingerschutzzarge
12. DOUBLE ACTING
Pendeltürzarge
13. SLIDE
Schiebetürzarge v.d.W.
Schiebetürzarge i.d.N.
Schiebetürzarge i.d.W.
14. E-MOTION
Drehschiebetür
15. Verglasungsrahmen/
Ganzglastür
16. Sonderelemente
17. Kämpferprofile/
Glashalteleisten
18. Anwendungen/Optionals
19. Bandsysteme
20. Schlosssysteme
und Verriegelungen
21. OTS / ITS
22. Oberfläche und Materialien
23. Allgemeine Informationen



1. l'azienda / Referenze
2. tipologia di casseporte
3. SPEED
cassaporta in 3-pezzi per montaggio rapido
4. S-2
cassaporta in due pezzi, non regolabile
5. TELESCOP
cassaporta regolabile
6. SOLID
cassaporta in un pezzo MW/muratura
cassaporta in un pezzo GK/parete in cartongesso
7. CORNER
cassaporta ad angolo
8. BLOCK
cassaporta per montaggio in luce
9. THZ
telaio speciale per palestra
10. DESIGN
G-LINE
M-LINE
11. F-LINE
cassaporta antiinfortunistica
12. DOUBLE ACTING
cassaporta per porta a Ventola
13. SLIDE
scorrevole esterno parete
scorrevole interno nicchia
scorrevole interno parete
14. E-MOTION
porta rototraslante
15. telai per vetrate/
casseporte per porte in cristallo
16. elementi speciali
17. profili trasversi/
listelli fermavetro
18. applicazioni/optionals
19. sistemi di cerniere
20. sistemi di serrature e
chiusure speciali
21. OTS / ITS
22. Materiali e superfici
23. informazioni tecniche
generali



1. the company/References
2. typical frame elevations
3. SPEED
3-part frame easy installation
4. S-2
2-part frame, not adjustable
5. TELESCOP
adjustable steel frame
6. SOLID
1-part frame MW/concrete wall
1-part frame GK/stud wall
7. CORNER
corner frame
8. BLOCK
frame for fixing flat in the wall
9. THZ
special frame for sport halls
10. DESIGN
G-LINE
M-LINE
11. F-LINE
frame with safety solution
12. DOUBLE ACTING
double acting frame
13. SLIDE
sliding door external wall
sliding door - in wall niche
sliding door - internal wall
14. E-MOTION
rototraslation door system
15. steel frames for glazing/
steel frame for glass doors
16. special frame elevations
17. transom bars/
glazing beads
18. applications/optionals
19. hinge systems
20. lock and access systems
21. OTS / ITS
22. materials and surfaces
23. general technical
informations

Via stazione 22/A, I-39035 Mongueffo (BZ)
Tel. +39 0474 947 200, Fax 947 299
www.rema-online.it E-mail info@rema-online.it

F-LINE

Speziell für Kindergarten; Altenheime;
Krankenhäuser.

**Diese Zargen sind besonders konstruiert
um eventuelle Verletzungen durch quetschen
der Finger zu vermeiden.**

Die Tür hält bei der Drehung den selben Abstand,
dadurch kann man nicht mit den Fingern
zwischen Tür und Rahmen geraten. (siehe Detail)

Weiters wurden auch scharfkantige Ecken
vermieden.

rema Safety-Line Zargen sind in folgenden
Ausführungen lieferbar.
für verschiedene Wandanschlüsse.

fertige pulverbeschichtete Oberfläche.
Große Farbauswahl.
Maßfertigung.

Specialmente adatto per asili, case per anziani
ospedali

questi telai sono disegnate specialmente per
evitare lo schiacciamento delle dita tra il
telaio e la porta.

L' anta mantiene la stessa distanza quando é in
rotazione, quindi non si riesce ad infilare le dita
tra telaio e anta. (vedi disegno tecnico)

Inoltre la forma stondata é favorevole per
porte antinfortunistiche.

casceporte rema safety line sono disponibili
nelle seguenti versioni.
fissaggio su vari tipi di costruzione di parete.

Superficie verniciata a polveri epossidiche.
Vasta gamma di colori.
Costruzione su misura.

*Specially for kindergarden, old people homes,
hospitals.*

***This kind of steel frame has been designed
to avoid
squashing of fingers.***

*The door leaf is keeping the same distance to the
frame and so fingers cannot be stucked between
door and frame. (see technical detail)*

*Also the round shaped profil is better than square
edged specially for safety.*

*rema safety line frames are available as follow.
for installation on various types of wall
constructions.*

*Powder coated surface.
big range of colours and surfaces.
custom made sizes.*



rema Stahlzarge Modell F-LINE,
Spezialzarge mit Fingerschutzfunktion

Ausführungsmöglichkeit :

- als SOLID-Zarge
- als S2 2-teilige Zarge
- als TELESCOP - Zarge
- Zarge durchgehend verschweißt

Profil (Auswahl aus rema Profilvariante)
• für stumpfes Türblatt; Türblattstärke (TS)...mm
• für doppelt gefälztes Türblatt (FT1) ...mm
(FT2)...mm

Material: verzinktes Stahlblech 1,5mm oder 2,0mm
bzw. Edelstahl V2A oder V4A 1,5mm oder
2,0mm

Oberfläche: pulvergrundiert für bauseitigen
Anstrich bzw. fertig
pulverbeschichtet nach RAL....
oder bei Edelstahl geschliffen K220
bzw. gebürstet Scotch Brite

Hohlkammerdichtung C1397 grau oder schwarz
2 oder mehr Bandunterkonstruktionen Modell
F-Line (STGR...)
verstellbares rema Edelstahlschliessblech mit
Mauerschutzkasten
Wandbefestigung je nach gewähltem Zargentyp

telaio rema modello F-LINE,
telaio speciale con funzione antiinfortunistica

esecuzione:

- telaio SOLID
- telaio S2
- telaio TELESCOP
- telaio con angoli saldati

profilo (scelta della gamma di profili rema)
• per porta a filo; spessore pannello (TS)...mm
• per porta a doppia battuta (FT1) ...mm (FT2)...mm

materiale: Lamiera zincata 1,5mm oppure 2,0mm
oppure lamiera INOX AISI304 oppure
AISI316 spessore 1,5mm
oppure 2,0mm

superficie: verniciato a mano di fondo Primer,
oppure verniciato a polveri RAL
per telaio Inox satinato Scotch Brite
oppure K220

guarnizione C1397 grigio oppure nero
2 oppure più predisposizioni per cerniera modello
F-Line (STGR...)
incontro serratura regolabile rema in acciaio Inox
fissaggio adatto per tipo telaio scelto

rema steel frame model F-LINE,
special frame with safety solution

executions:


- SOLID Frame
- S2 frame
- TELESCOP frame
- frame with welded corners

profile (choose from the rema profile range)
• for flush door; leaf thickness (TS)...mm
• for double rebated door (FT1) ...mm (FT2)...mm

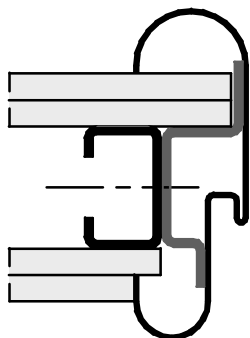
material: galvanized steel sheet 1,5mm or 2,0mm
or Stainless steel sheet V2A or V4A
1,5mm or 2,0mm

surface: powder coated PRIMER, or finished
powder coated RAL
for stainless steel satinated K220 or
Scotch Brite

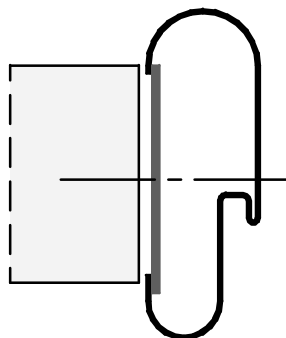
rubber seal C1397 grey or black
2 or more hinge preps for model...
adjustable rema stainless steel lock strike plate
fixing as frame type, requiresd



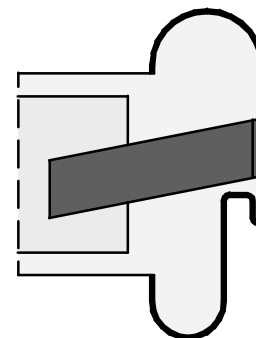




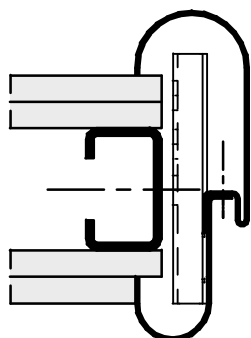
auf Gipswand mit Hutanker
su parete in cartongesso con
fissaggio omega
stud / gypsum wall fix omega anchor



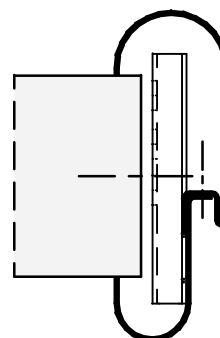
in der Wandlaibung, mit Flachanker
montaggio in luce, con staffa fissa
fixed within the opening, with flat anchor



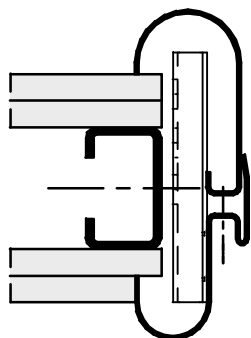
als Mauerwerkzarge mit Maueranker
da murare con zanche
for concrete or blockwall, with anchor for
concrete



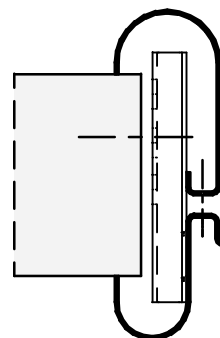
als 2-teilige Zarge auf Gipswand, mit Hutanker S2+TZ
telaio in 2 pezzi, su parete in cartongesso con staffa
di fissaggio S2+TZ
2 part frame fixed on stud / gypsum wall,
anchor S2+TZ



**als 2-teilige Zarge auf fertiger Wand, mit
Hutanker S2+TZ**
telaio in 2 pezzi su parete finita, con
staffa di fissaggio S2+TZ
2 part frame fixed on finished wall,
anchor S2+TZ

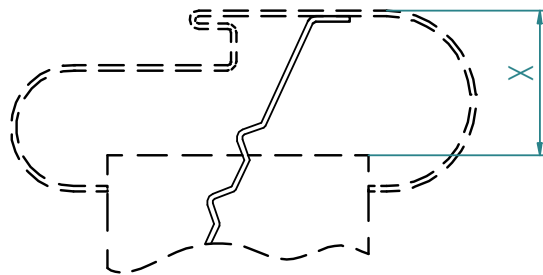


**als Telescop-Zarge verstellbar, auf Gipswand, mit
Hutanker S2+TZ**
telaio telescopico regolabile, su parete in
cartongesso, con staffa di fissaggio S2+TZ
telescopic adjustable frame, on stud / gypsum wall,
anchor S2+TZ



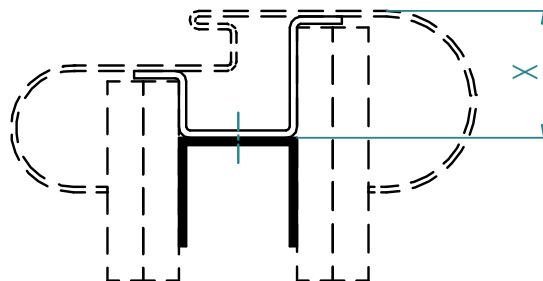
**als Telescop-Zarge auf fertiger Wand,
mit Hutanker S2+TZ**
telaio telescopico regolabile, su parete
finita, con staffa di fissaggio S2+TZ
telescopic adjustable frame, on finished
wall, anchor S2+TZ

Maueranker
 zanca a muro
 anchor for concrete

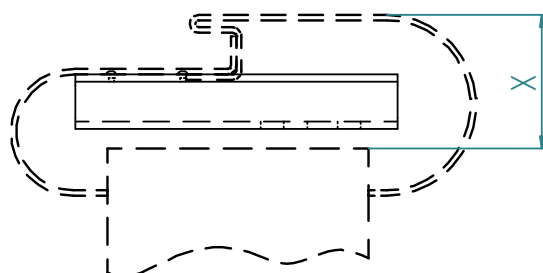


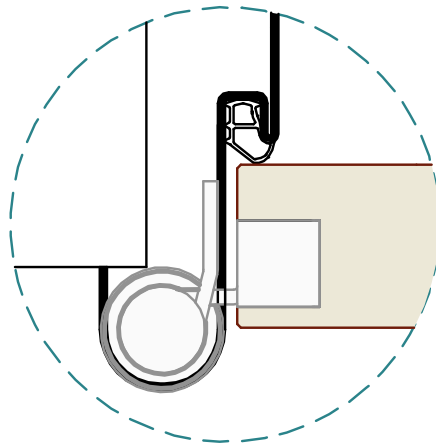
MW > 175 zwei Maueranker
 MW > 175 due zanche a muro
 MW > 175 two anchors for concrete

Hutanker für Gipswand
 staffa ad "U" per parete in cartongesso
 "U" bracket for stud/gypsum wall

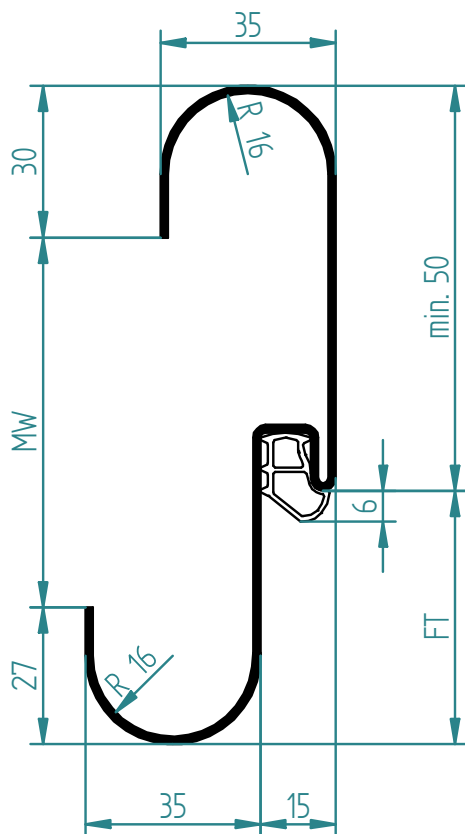


Hutanker für S2+TZ
 staffa ad "U" S2+TZ
 "U" bracket S2+TZ

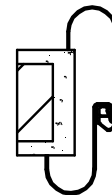




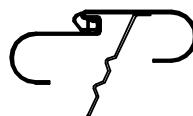
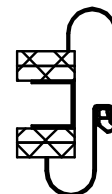
stumpfes Türblatt
 porta a filo senza battuta
 flush door



Montage auf fertiger Wand
 montaggio su parete finita
 fitting on finished wall



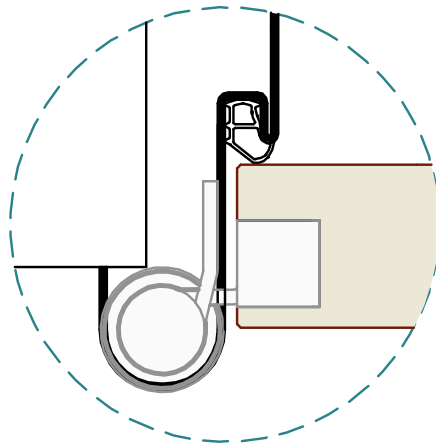
Montage auf Gipswand
 montaggio su parete
 in cartongesso
 fitting on stud/gypsum wall



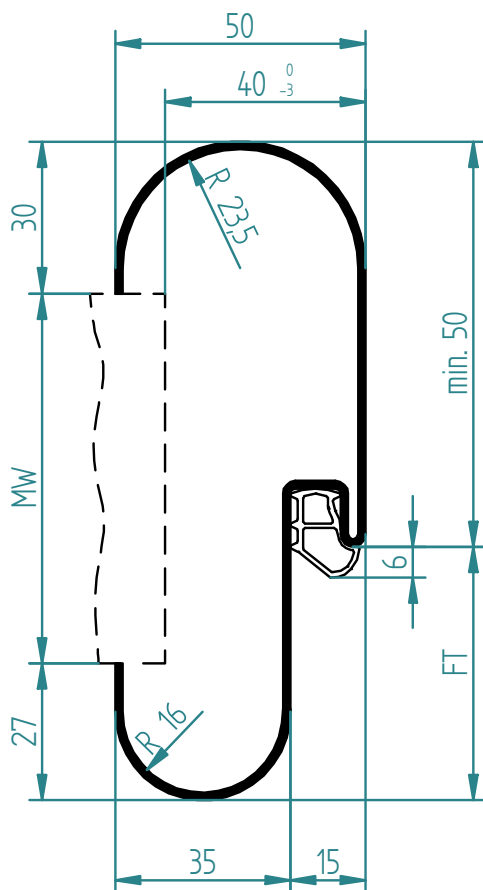
Befestigung Maueranker
 fissaggio zanca a muro
 fitting with anchor for concrete



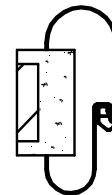
Befestigung mit Hutanker
 fissaggio con staffa ad "U"
 fixing with "U" bracket



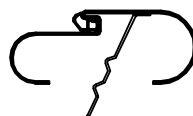
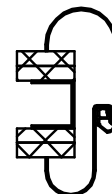
stumpfes Türblatt
 porta a filo senza battuta
 flush door



Montage auf fertiger Wand
 montaggio su parete finita
 fitting on finished wall



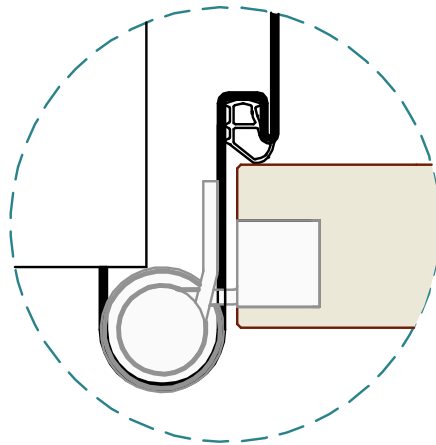
Montage auf Gipswand
 montaggio su parete
 in cartongesso
 fitting on stud/gypsum wall



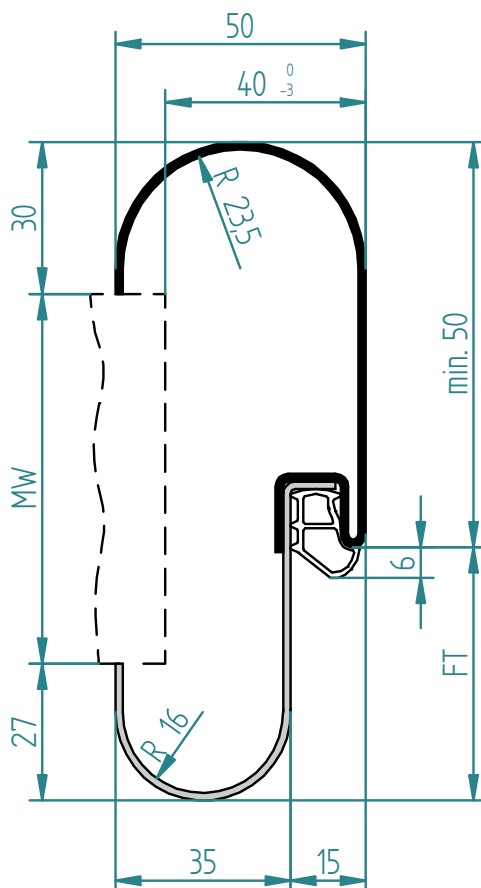
Befestigung Maueranker
 fissaggio zanca a muro
 fitting with anchor for concrete



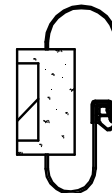
Befestigung mit Hutanker
 fissaggio con staffa ad "U"
 fixing with "U" bracket



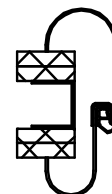
stumpfes Türblatt
 porta a filo senza battuta
 flush door



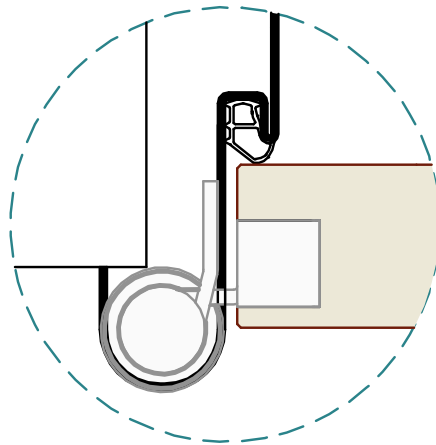
Montage auf fertiger Wand
 montaggio su parete finita
 fitting on finished wall



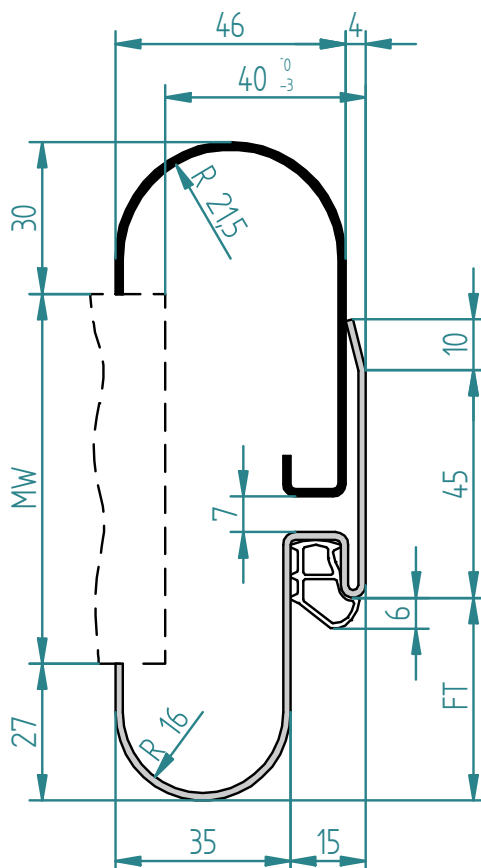
Montage auf Gipswand
 montaggio su parete
 in cartongesso
 fitting on stud/gypsum wall



Befestigung Hutanker S2+TZ
 fissaggio staffa ad "U" S2+TZ
 fitting with "U" bracket S2+TZ



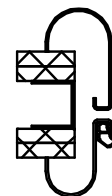
stumpfes Türblatt
 porta a filo senza battuta
 flush door



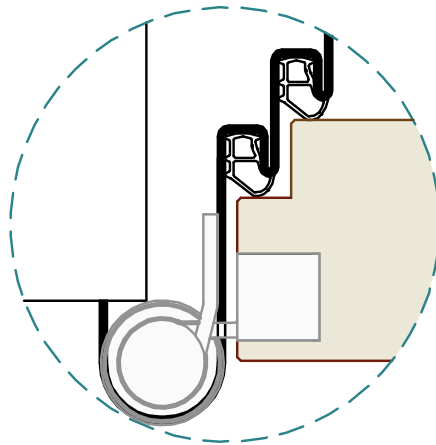
Montage auf fertiger Wand
 montaggio su parete finita
 fitting on finished wall



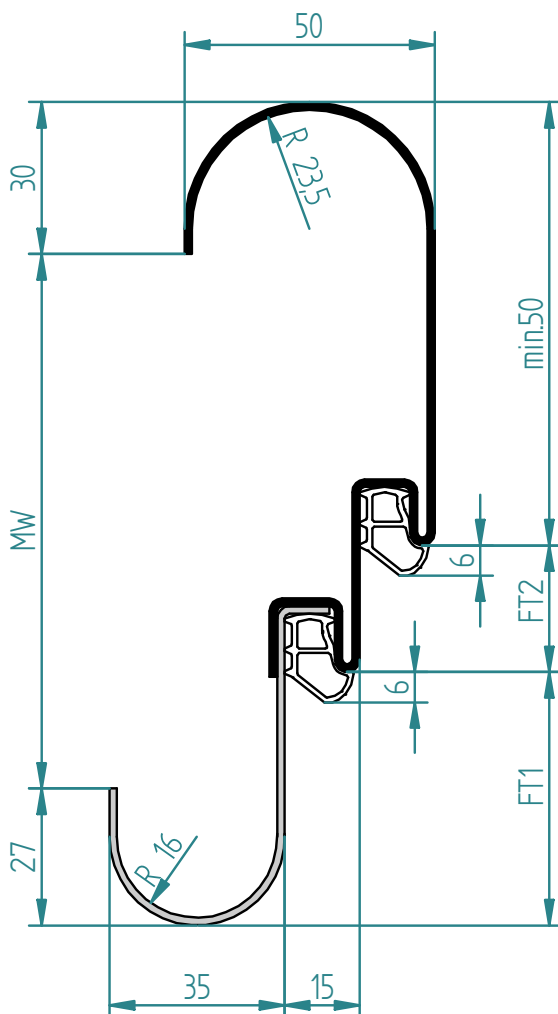
Montage auf Gipswand
 montaggio su parete
 in cartongesso
 fitting on stud/gypsum wall



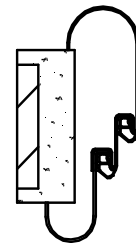
Befestigung Hutanker S2+TZ
 fissaggio staffa ad "U" S2+TZ
 fitting with "U" bracket S2+TZ




stumpf gefälztes Türblatt
 porta a filo con battuta
 flush rebated door



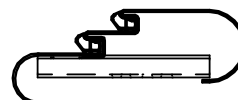
Montage auf fertiger Wand
 montaggio su parete finita
 fitting on finished wall

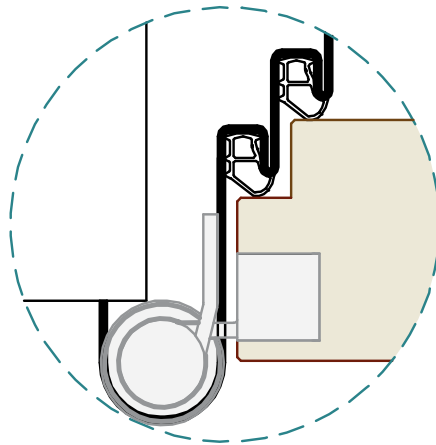


Montage auf Gipswand
 montaggio su parete
 in cartongesso
 fitting on stud/gypsum wall

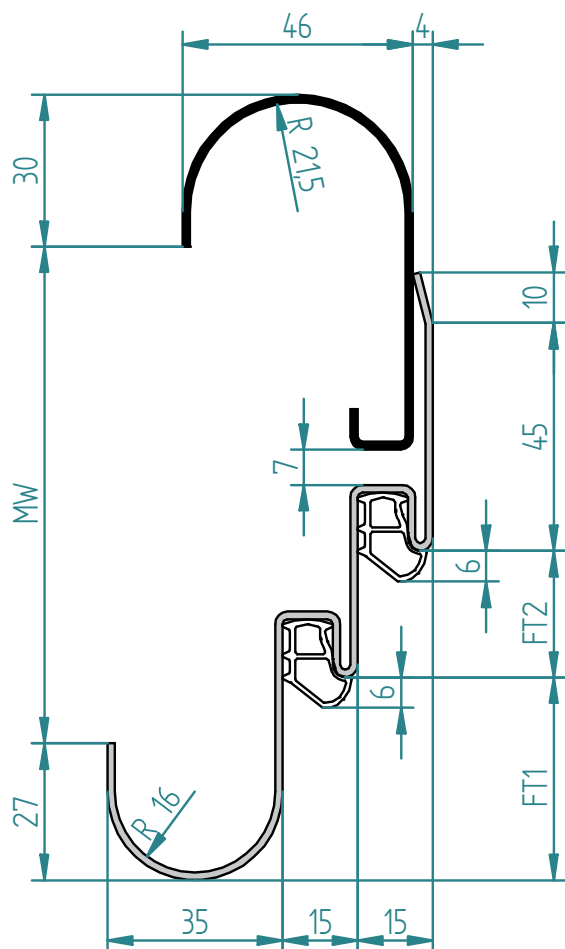


Befestigung Hutanker S2+TZ
 fissaggio staffa ad "U" S2+TZ
 fitting with "U" bracket S2+TZ

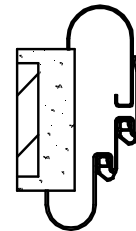




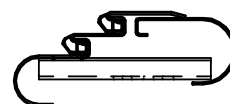
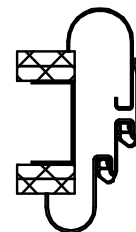
stumpf gefälztes Türblatt
 porta a filo con battuta
 flush rebated door



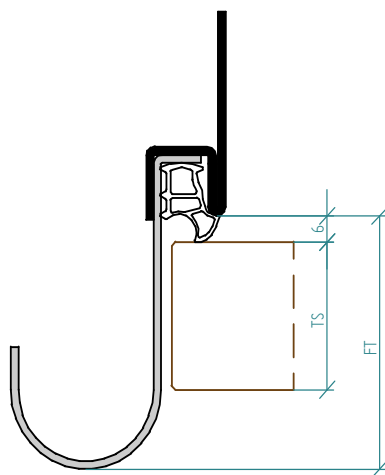
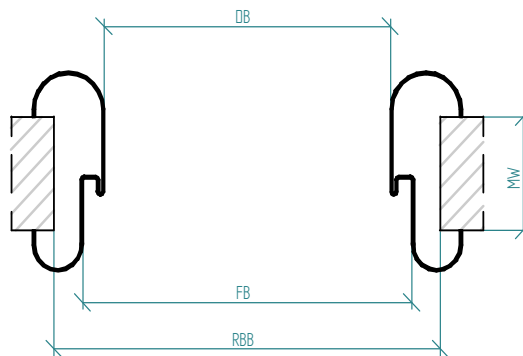
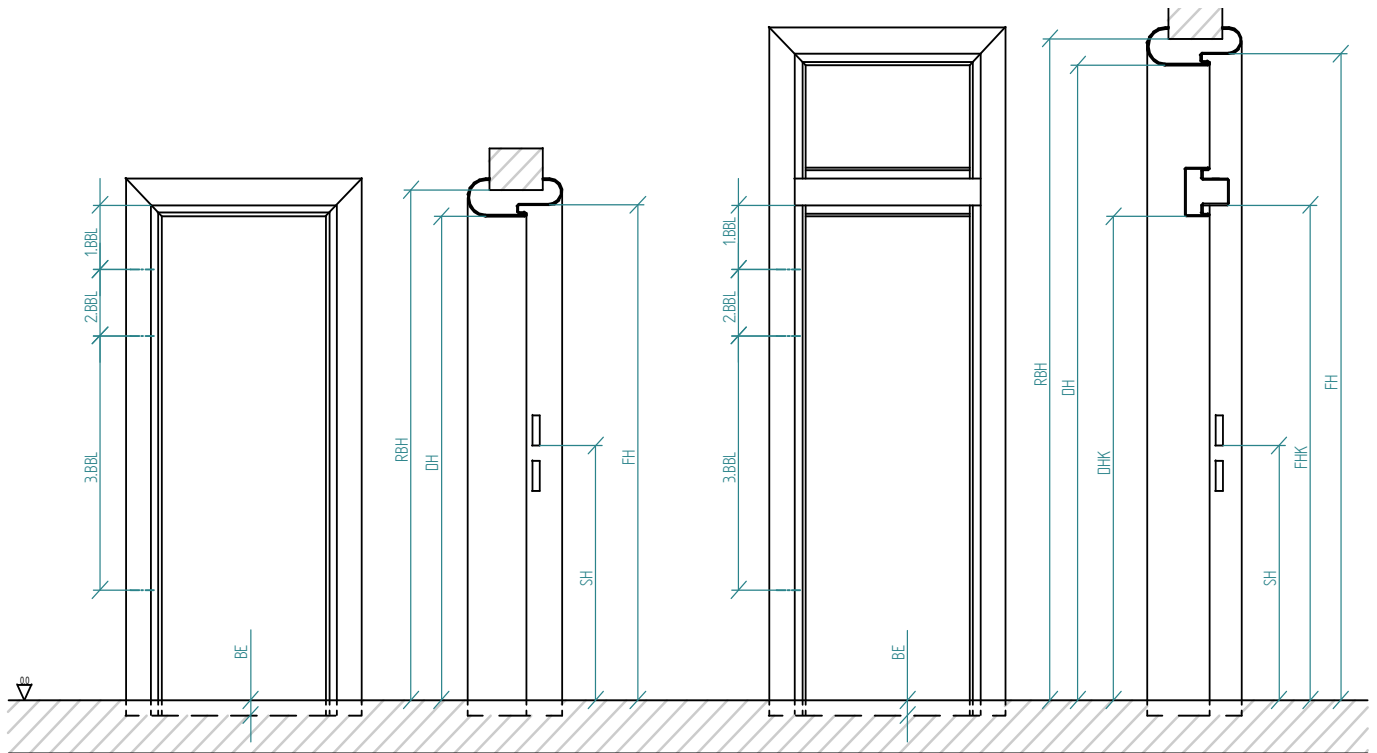
Montage auf fertiger Wand
 montaggio su parete finita
 fitting on finished wall



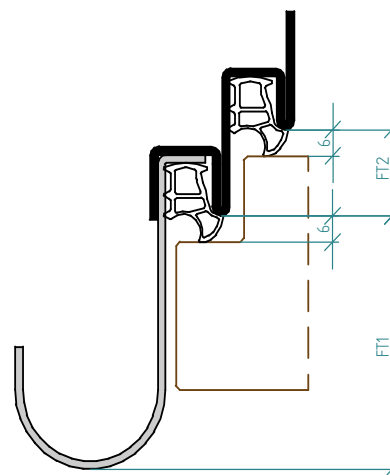
Montage auf Gipswand
 montaggio su parete
 in cartongesso
 fitting on stud/gypsum wall



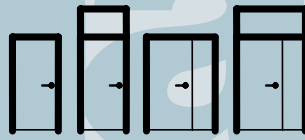
Befestigung Hutanker S2+TZ
 fissaggio staffa ad "U" S2+TZ
 fitting with "U" bracket S2+TZ



stumpfes Türblatt
 porta a filo senza battuta
 flush door



stumpf gefälztes Türblatt
 porta a filo con battuta
 flush rebated door



Via stazione 22/A, I-39035 Monguelfo (BZ)
 Tel. +39 0474 947 200, Fax 947 299
 www.rema-online.it E-mail info@rema-online.it

F-LINE

Kunde:	Lieferung:
Anschrift:	Kunde bzw. Baustelle:
UID.Nr.	
Tel.: Fax.:	
e-mail	
Kontaktperson:	e-mail
Projekt:	Tel.: Fax.:
Gewünschter Liefertermin KW: _____	Kontaktperson: Mobil:

<p>1.) Material ___ 1,5 mm verzinktes Stahlblech ___ 2,0 mm verzinktes Stahlblech ___ Edelstahl V2A 1,5 mm SB ___ Edelstahl V4A 1,5 mm SB ___ andere _____</p> <p>2.) Oberfläche ___ roh ___ pulvergrundiert (RAL 9010) ___ pulverbeschichtet RAL _____ ___ glatt-glänzend ___ glatt-matt ___ Feinstruktur-seidenglänzend ___ Feinstruktur-matt ___ andere _____</p> <p>3.) Falzausführung Türblatt ___ gefälzt 25,5 mm oder _____ ___ stumpf 40 mm oder _____ ___ Doppelfalz überfälzt FT1 _____ FT2 _____ ___ Doppelfalz stumpf FT1 _____ FT2 _____ ___ Glastürblatt _____ (8-10)</p> <p>4.) Bandaufnahme ___ V8600 ___ VX 7511 3D ___ VN 7608 120 3D ___ VN 7608 160 3D ___ andere _____</p>	<p>5.) Bandbezugslinien ___ 1.BBL 241 mm 2.BBL 1435 mm ___ 1.BBL 241 mm 2.BBL 1560 mm ___ 1.BBL _____ mm 2.BBL _____ mm ___ 3.BBL _____ mm 3.BBL 250 mm ___ 3.BBL mittig _____ 4.BBL _____ mm</p> <p>6.) Schlosstanzung ___ 62-23-62 mit verstellbarem Schliessblech ___ andere _____</p> <p>7.) Schlosstiefe (ST) ___ gefälzt ST=4 mm oder _____ mm ___ stumpf ST=15,5 mm oder _____ mm</p> <p>8.) Schlosshöhe (SH) ___ 1050 mm ___ andere _____</p> <p>9.) Befestigung ___ Maueranker für Beton / Mauerwerk ___ Hutanker für Gipskartonmontage ___ Klemmbügel und Rapid Block für SPEED ___ verstellbare Universallasche für TELESCOP / S2 ___ andere _____</p> <p>10.) Kämpferprofil für Oberlichte ___ ja _____ nein ___ Kämpferprofil ALUMINIUM 45-75 ___ Kämpferprofil STAHL gekantet: Profiltyp _____</p>	<p>11.) Glasleistenprofil für Oberlichte ___ Aluminiumglasleiste 15x15mm zum Aufklipsen ___ Profilrohrglasleiste ___x15mm zum Aufschrauben ___ andere _____</p> <p>12.) Glasstärke für Oberlichte _____ mm</p> <p>13.) Dichtungstyp C 1397 ___ grau ___ schwarz ___ weiss ___ braun</p> <p>14.) Bodeneinstand (BE) ___ ohne ___ mit: _____ mm</p> <p>15.) Extras ___ ohne ___ mit: _____</p> <p>16.) Bandlieferung ___ ja _____ nein Bandtyp _____</p> <p>17.) Zeichnungen ___ ja _____ nein Zeichnungsnr.: _____</p>
------------------------------------------------------------------------------------------------------------------------------------------------------------------------------------------------------------------------------------------------------------------------------------------------------------------------------------------------------------------------------------------------------------------------------------------------------------------------------------------------------------------------------------------------------------------------------------------------------------------------------------------------------------------------------------------------------------------------------------------------------------------------------------------------------------------------------------------------------------------------------------------------------------------------------------------------------------------------------------------------------------------------------------------------------------------------------------------------------------------------------------------------------------------------------------------------------------------------------------	-------------------------------------------------------------------------------------------------------------------------------------------------------------------------------------------------------------------------------------------------------------------------------------------------------------------------------------------------------------------------------------------------------------------------------------------------------------------------------------------------------------------------------------------------------------------------------------------------------------------------------------------------------------------------------------------------------------------------------------------------------------------------------------------------------------------------------------------------------------------------------------------------------------------------------------------------------------------------------------------------------------------------------------------------------------------------------------------------------------------------------------------------------------------------------------------------------------------------------------------------------------------------------	--------------------------------------------------------------------------------------------------------------------------------------------------------------------------------------------------------------------------------------------------------------------------------------------------------------------------------------------------------------------------------------------------------------------------------------------------------------------------------------------------------------------------------------------------------------------------------------------------------------------------------------------------------------------------------------------------------------------------------------------------------------------------------------------------------------------------------------------------------------------------------------------------------------------------

pos.	Profiltyp	MW	Wandöffnungsmass :		Kämpferhöhe für Oberlichte	Öffnungsrichtung DIN		2 flg.	ges. Stückz.	EXTRAS	Preis
			Breite	Höhe		DHK	L				

Auftragsnr. _____ Datum: _____ Unterschrift: _____



Via stazione 22/A, I-39035 Monguefio (BZ)
Tel. +39 0474 947 200, Fax 947 299
www.rema-online.it E-mail info@rema-online.it

F-LINE

cliente:	spedizione:	
indirizzo:	cliente opp. cantiere:	
P. IVA:		
Tel.:	Fax.:	
e-mail		
Persona di contatto:	e-mail	
Progetto:	Tel.:	Fax.:
Consegna richiesta: _____	Persona di contatto:	cellulare:

<p>1.) materiale <input type="checkbox"/> lamiera zincata 1,5 mm <input type="checkbox"/> lamiera zincata 2,0 mm <input type="checkbox"/> acciaio INOX AISI 304 1,5 mm <input type="checkbox"/> acciaio INOX AISI 316 1,5 mm <input type="checkbox"/> altri _____</p> <p>2.) superficie <input type="checkbox"/> zincata <input type="checkbox"/> con mano di fondo (RAL 9010) <input type="checkbox"/> verniciato a polveri RAL _____ <input type="checkbox"/> liscio - lucido <input type="checkbox"/> liscio - opaco <input type="checkbox"/> raggrinz. - semilucido <input type="checkbox"/> raggrinz. - opaco <input type="checkbox"/> altri _____</p> <p>3.) esecuzione battuta <input type="checkbox"/> porta con battuta 25,5 mm o _____ <input type="checkbox"/> porta senza battuta 40 mm o _____ <input type="checkbox"/> porta a doppia battuta FT1 _____ FT2 _____ <input type="checkbox"/> porta a filo con battuta FT1 _____ FT2 _____ <input type="checkbox"/> porta in cristallo _____ (8-10)</p> <p>4.) predisposizione per cerniere <input type="checkbox"/> V8600 <input type="checkbox"/> VX 7511 3D <input type="checkbox"/> VN 7608 120 3D <input type="checkbox"/> VN 7608 160 3D <input type="checkbox"/> altri _____</p>	<p>5.) posizionamento cerniere <input type="checkbox"/> 1.BBL 241 mm 2.BBL 1435 mm <input type="checkbox"/> 1.BBL 241 mm 2.BBL 1560 mm <input type="checkbox"/> 1.BBL _____ mm 2.BBL _____ mm <input type="checkbox"/> 3.BBL _____ mm 3.BBL 250 mm <input type="checkbox"/> 3.BBL centrale _____ 4.BBL _____ mm</p> <p>6.) foro serratura <input type="checkbox"/> 62-23-62 con incontro serratura regolabile <input type="checkbox"/> altri _____</p> <p>7.) profondità serratura (ST) <input type="checkbox"/> per porta con battuta ST=4 mm o _____ mm <input type="checkbox"/> per porta senza battuta ST=15,5 mm o _____ mm</p> <p>8.) altezza serratura (SH) <input type="checkbox"/> 1050 mm <input type="checkbox"/> altri _____</p> <p>9.) sistema di ancoraggio <input type="checkbox"/> zanche da murare per cemento <input type="checkbox"/> staffe per fissaggio per parete in cartongesso <input type="checkbox"/> morsetto e Rapid Block per SPEED <input type="checkbox"/> staffa universale regolabile per TELESCOP / S2 <input type="checkbox"/> altri _____</p> <p>10.) profilo traverso per sopra luce <input type="checkbox"/> sì _____ no _____ <input type="checkbox"/> profilo traverso in alluminio 45-75 <input type="checkbox"/> profilo traverso piegato in acciaio: tipo _____</p>	<p>11.) fermavetro per sopra luce <input type="checkbox"/> fermavetro-clip 15x15mm in alluminio <input type="checkbox"/> fermavetro tubolare _____x15mm per avvitare <input type="checkbox"/> altri _____</p> <p>12.) spessore vetro per sopra luce _____ mm</p> <p>13.) tipo di guarnizione C 1397 <input type="checkbox"/> grigio <input type="checkbox"/> nero <input type="checkbox"/> bianco <input type="checkbox"/> marrone</p> <p>14.) incasso nel pavimento (BE) <input type="checkbox"/> senza <input type="checkbox"/> con: _____ mm</p> <p>15.) Extras <input type="checkbox"/> senza <input type="checkbox"/> con: _____</p> <p>16.) fornitura cerniere <input type="checkbox"/> sì _____ no _____ tipo cerniera _____</p> <p>17.) disegni <input type="checkbox"/> sì _____ no _____ disegno nr.: _____</p>
---------------------------------------------------------------------------------------------------------------------------------------------------------------------------------------------------------------------------------------------------------------------------------------------------------------------------------------------------------------------------------------------------------------------------------------------------------------------------------------------------------------------------------------------------------------------------------------------------------------------------------------------------------------------------------------------------------------------------------------------------------------------------------------------------------------------------------------------------------------------------------------------------------------------------------------------------------------------------------------------------------------------------------------------------------------------------------------------------------------------------------------------------------------------------------------------------------------------------------------------------------------------------------------------------------------------------------------------------------------------------------------------------	-----------------------------------------------------------------------------------------------------------------------------------------------------------------------------------------------------------------------------------------------------------------------------------------------------------------------------------------------------------------------------------------------------------------------------------------------------------------------------------------------------------------------------------------------------------------------------------------------------------------------------------------------------------------------------------------------------------------------------------------------------------------------------------------------------------------------------------------------------------------------------------------------------------------------------------------------------------------------------------------------------------------------------------------------------------------------------------------------------------------------------------------------------------------------------------------------------------------------------------------------------------------------------------------------------------------------------------------------------------------------------------------------------------------------------------------------------------------------------------	------------------------------------------------------------------------------------------------------------------------------------------------------------------------------------------------------------------------------------------------------------------------------------------------------------------------------------------------------------------------------------------------------------------------------------------------------------------------------------------------------------------------------------------------------------------------------------------------------------------------------------------------------------------------------------------------------------------------------------------------------------------------------------------------------------------------------------------------------------------------------------------------------------------------------------------------------------------------------------

pos.	tipo del profilo	MW	<input type="checkbox"/> foro parete : RBB / RBH altezza profilo <input type="checkbox"/> misura battuta : FB / FH traverso <input type="checkbox"/> luce netta : DB / DH per sopra luce			senso di apertura DIN		2 ante	quantità totale	EXTRAS	prezzo
			larghezza	altezza	DHK	L	R				

ordine nr. _____ data: _____ firma del cliente: _____



Via stazione 22/A, I-39035 Monguefio (BZ)
 Tel. +39 0474 947 200, Fax 947 299
 www.rema-online.it E-mail info@rema-online.it

F-LINE

Client:	Destination:
Adress:	site or client adress:
VAT No.:	
Tel.:	Fax. :
e-mail	
Contact:	e-mail
Project:	Tel.:
Requested delivery date:	Fax. : Contact: Mobile:

<p>1.) Material <input type="checkbox"/> galvanized steel 1,5 mm <input type="checkbox"/> galvanized steel 2,0 mm <input type="checkbox"/> stainless steel AISI 304 1,5 mm <input type="checkbox"/> stainless steel AISI 316 1,5 mm <input type="checkbox"/> others _____</p> <p>2.) Surface <input type="checkbox"/> raw <input type="checkbox"/> primed (RAL 9010) <input type="checkbox"/> powder coated RAL _____ <input type="checkbox"/> smooth-glossy <input type="checkbox"/> smooth-matte <input type="checkbox"/> finetexture-semigloss <input type="checkbox"/> finetexture-matte <input type="checkbox"/> others _____</p> <p>3.) Doortype <input type="checkbox"/> rebated 25,5 mm or _____ <input type="checkbox"/> flush door 40 mm or _____ <input type="checkbox"/> double rabeted FT1 _____ FT2 _____ <input type="checkbox"/> double rebated flush door FT1 _____ FT2 _____ <input type="checkbox"/> glass door _____ (8-10)</p> <p>4.) Hinge preparing <input type="checkbox"/> V8600 <input type="checkbox"/> VX 7511 3D <input type="checkbox"/> VN 7608 120 3D <input type="checkbox"/> VN 7608 160 3D <input type="checkbox"/> others _____</p>	<p>5.) Hinge positions <input type="checkbox"/> 1.BBL 241 mm 2.BBL 1435 mm <input type="checkbox"/> 1.BBL 241 mm 2.BBL 1560 mm <input type="checkbox"/> 1.BBL _____ mm 2.BBL _____ mm <input type="checkbox"/> 3.BBL _____ mm 3.BBL 250 mm <input type="checkbox"/> 3.BBL central _____ 4.BBL _____ mm</p> <p>6.) Lock preparing <input type="checkbox"/> 62-23-62 con with registrable strike plate <input type="checkbox"/> others _____</p> <p>7.) Depth of lock preparing (ST) <input type="checkbox"/> for rebated door ST=4 mm or _____ mm <input type="checkbox"/> fur flush door ST=15,5 mm or _____ mm</p> <p>8.) Hight of lock preparing (SH) <input type="checkbox"/> 1050 mm <input type="checkbox"/> others _____</p> <p>9.) Fixing systems <input type="checkbox"/> special brackets for concrete walls <input type="checkbox"/> special anchors for stud walls <input type="checkbox"/> clamb and Rapid Block for SPEED <input type="checkbox"/> regolable anchor for TELESCOP / S2 <input type="checkbox"/> others _____</p> <p>10.) Transom-bar for overlight frame <input type="checkbox"/> yes _____ no <input type="checkbox"/> transom in aluminium 45-75 <input type="checkbox"/> bended transom in steel : type _____</p>	<p>11.) Glazing bead for fanlight <input type="checkbox"/> clip bead 15x15mm in aluminium <input type="checkbox"/> steel tube bead ___x15mm to screw <input type="checkbox"/> others _____</p> <p>12.) Glass thickness for fanlight _____ mm</p> <p>13.) Color of rubber seal C 1397 <input type="checkbox"/> grey <input type="checkbox"/> black <input type="checkbox"/> white <input type="checkbox"/> brown</p> <p>14.) Floor height (BE) <input type="checkbox"/> no <input type="checkbox"/> yes: _____ mm</p> <p>15.) Extras <input type="checkbox"/> no <input type="checkbox"/> yes: _____</p> <p>16.) Hinge supply <input type="checkbox"/> yes _____ no hinge type _____</p> <p>17.) Drawings <input type="checkbox"/> yes _____ no drawing nr.: _____</p>
----------------------------------------------------------------------------------------------------------------------------------------------------------------------------------------------------------------------------------------------------------------------------------------------------------------------------------------------------------------------------------------------------------------------------------------------------------------------------------------------------------------------------------------------------------------------------------------------------------------------------------------------------------------------------------------------------------------------------------------------------------------------------------------------------------------------------------------------------------------------------------------------------------------------------------------------------------------------------------------------------------------------------------------------------------------------------------------------------------------------------------------------------------------------------------------------------------------------------------------------------------------------------------------------------------------------------	----------------------------------------------------------------------------------------------------------------------------------------------------------------------------------------------------------------------------------------------------------------------------------------------------------------------------------------------------------------------------------------------------------------------------------------------------------------------------------------------------------------------------------------------------------------------------------------------------------------------------------------------------------------------------------------------------------------------------------------------------------------------------------------------------------------------------------------------------------------------------------------------------------------------------------------------------------------------------------------------------------------------------------------------------------------------------------------------------------------------------------------------------------------------------------------------------------------------------------------------------------------------------------------------------------------------------------------------------------------------------------------------------------------------------------	----------------------------------------------------------------------------------------------------------------------------------------------------------------------------------------------------------------------------------------------------------------------------------------------------------------------------------------------------------------------------------------------------------------------------------------------------------------------------------------------------------------------------------------------------------------------------------------------------------------------------------------------------------------------------------------------------------------------------------------------------------------------------------------------------------------------------------------------------------------------------------------------------------------------

pos.	profile type	MW	<input type="checkbox"/> wall opening : RBB / RBH <input type="checkbox"/> frame-rebate dimenstion : FB / FH <input type="checkbox"/> open size of frame : DB / DH		height of transom for fanlight DHK	handing DIN		2 doors	quantity total	EXTRA	price
			widht	height		L	R				


order nr. _____ date: _____ signature : _____

Ideen?

idee?

ideas?

F-LINE





1. Wir über uns/ Referenzen	1. l'azienda / Referenze	1. the company/References
2. Typenübersicht	2. tipologia di casseporte	2. typical frame elevations
3. SPEED 3-teilige Schnellbauzarge	3. SPEED cassaporta in 3-pezzi per montaggio rapido	3. SPEED 3-part frame easy installation
4. S-2 2-teilige Zarge, nicht verstellbar	4. S-2 cassaporta in due pezzi, non regolabile	4. S-2 2-part frame, not adjustable
5. TELESCOP 2-teilige verstellbare Zarge	5. TELESCOP cassaporta regolabile	5. TELESCOP adjustable steel frame
6. SOLID 1-teilige Zarge MW/Mauerwerk 1-teilige Zarge GK/Trockenbauzarge	6. SOLID cassaporta in un pezzo MW/muratura cassaporta in un pezzo GK/parete in cartongesso	6. SOLID 1-part frame MW/concrete wall 1-part frame GK/stud wall
7. CORNER Eckzarge	7. CORNER cassaporta ad angolo	7. CORNER corner frame
8. BLOCK Blockzarge	8. BLOCK cassaporta per montaggio in luce	8. BLOCK frame for fixing flat in the wall
9. THZ Turnhallenzarge	9. THZ telaio speciale per palestra	9. THZ special frame for sport halls
10. DESIGN G-LINE M-LINE	10. DESIGN G-LINE M-LINE	10. DESIGN G-LINE M-LINE
11. F-LINE Fingerschutzzarge	11. F-LINE cassaporta antiinfortunistica	11. F-LINE frame with safety solution
12. DOUBLE ACTING Pendeltürzarge	12. DOUBLE ACTING cassaporta per porta a Ventola	12. DOUBLE ACTING double acting frame
13. SLIDE Schiebetürzarge v.d.W. Schiebetürzarge i.d.N. Schiebetürzarge i.d.W.	13. SLIDE scorrevole esterno parete scorrevole interno nicchia scorrevole interno parete	13. SLIDE sliding door external wall sliding door - in wall niche sliding door - internal wall
14. E-MOTION Drehschiebetür	14. E-MOTION porta rototraslante	14. E-MOTION rototraslation door system
15. Verglasungsrahmen/ Ganzglastür	15. telai per vetrate/ casseporte per porte in cristallo	15. steel frames for glazing/ steel frame for glass doors
16. Sonderelemente	16. elementi speciali	16. special frame elevations
17. Kämpferprofile/ Glashalteleisten	17. profili trasversi/ listelli fermavetro	17. transom bars/ glazing beads
18. Anwendungen/Optionals	18. applicazioni/optionals	18. applications/optionals
19. Bandsysteme	19. sistemi di cerniere	19. hinge systems
20. Schlosssysteme und Verriegelungen	20. sistemi di serrature e chiusure speciali	20. lock and access systems
21. OTS / ITS	21. OTS / ITS	21. OTS / ITS
22. Oberfläche und Materialien	22. Materiali e superfici	22. materials and surfaces
23. Allgemeine Informationen	23. informazioni tecniche generali	23. general technical informations



rema Pendeltürzargen sind in folgenden Ausführungen lieferbar:

- 1 teilig als Eingießzarge
- 2 teilig verstellbar für Montage auf fertige Wand
- 3 teilig für Montage auf fertige Wand

Die Art der Montage wurde den bereits bewährten rema Montagesystemen angepaßt.

Auf Wunsch werden auch die Bänder für Pendeltüren geliefert.

Auch in Edelstahl lieferbar.

Casseporte per porte a vento sono disponibili nelle seguenti versioni:

- telaio in un pezzo unico da inghisare
- telaio regolabile in due pezzi per montaggio su parete finita
- telaio in tre pezzi per il montaggio su parete finita

I sistemi di montaggio sono quelli già in uso per le casseporte rema tradizionali.

Su richiesta vengono fornite anche le cerniere speciali per porte a vento.

Disponibile anche in acciaio inox.

rema steel doorframes for double acting doors are available as follow:

- *1 part frames for concrete or masonry*
- *2 part adjustable frame for installation on existing wall*
- *3 part frame for installation on existing wall*

this kind of frame is made with the same fixing systems as in use for traditional rema frames.

On request rema provide the special hinges for double acting doors.

Available also in stainless steel.

rema Stahlzarge Modell DA Double Acting,
Pendeltürzarge

Ausführungsmöglichkeit :

- als SOLID-Zarge
- als SPEED Zarge
- als TELESCOP - Zarge

Zarge durchgehend verschweißt oder 3-teilig
verschraubt

Profil (Auswahl aus rema
Profilvariante)

für stumpfes Türblatt; Türblattstärke (TS)...mm

*Material: verzinktes Stahlblech 1,5mm oder 2,0mm
bzw. Edelstahl V2A oder V4A 1,5mm
oder 2,0mm*

*Oberfläche: pulvergrundiert für bauseitigen
Anstrich bzw. fertig pulverbeschichtet
nach RAL....
oder bei Edelstahl geschliffen K220
bzw. gebürstet Scotch Brite*

*Hohlkammerdichtung C1397 grau oder schwarz
2 oder mehr Bandunterkonstruktionen Modell ...
Schloßvorrichtung mit Mauerschutzkasten
Wandbefestigung je nach gewähltem Zargentyp*

telaio rema modello DA Double Acting, telaio per
porta a Ventola

esecuzione:

- telaio SOLID
- telaio SPEED
- telaio TELESCOP

telaio con angoli saldati

profilo (scelta della gamma di profili
rema)

per porta a filo; spessore pannello (TS)...mm

*materiale: Lamiera zincata 1,5mm oppure 2,0mm
oppure lamiera INOX AISI304 oppure
AISI316 spessore 1,5mm
oppure 2,0mm*

*superficie: verniciato a mano di fondo Primer,
oppure verniciato a polveri RAL
per telaio Inox satinato Scotch Brite
oppure K220*

*guarnizione C1397 grigio oppure nero
2 oppure più predisposizioni per cerniera modello ...
incontro serratura
fissaggio adatto per tipo telaio scelto*

rema steel frame model DA Double Acting , frame
for double acting doors

executions:

- SOLID Frame
- SPEED frame
- TELESCOP frame

frame with welded corners or


profile (choose from the rema
profile range)

for flush door; leaf thickness (TS)...mm

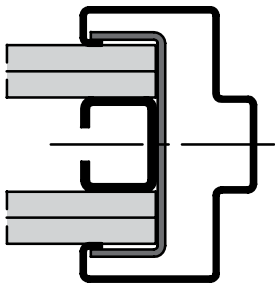
*material: galvanized steel sheet 1,5mm or 2,0mm
or Stainless steel sheet V2A or V4A
1,5mm or 2,0mm*

*surface: powder coated PRIMER, or finished
powder coated RAL
for stainless steel satinated K220 or
Scotch Brite*

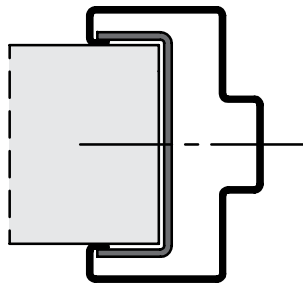
*rubber seal C1397 grey or black
2 or more hinge preps for model...
lock preparings
fixing as frame type, requires*



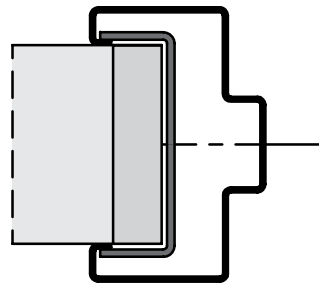
DOUBLE ACTING



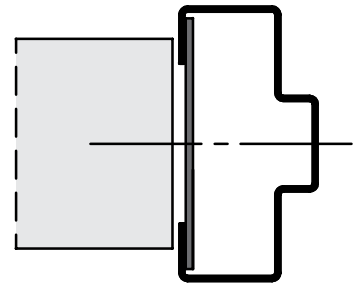
auf Gipswand mit U-Anker
su parete in cartongesso
con fissaggio a U
stud / gipsum wall with U-anchor



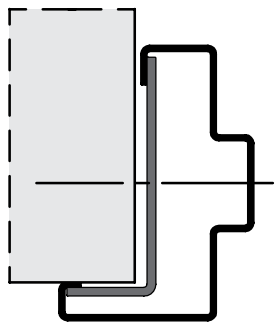
auf fertiger Wand mit U-Anker
su parete finita con fissaggio a U
on finished wall with U-anchor



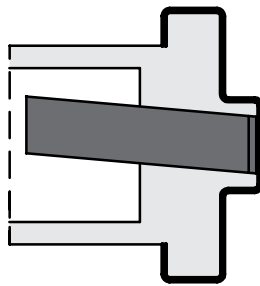
auf Holzblindrahmen mit U-Anker
su falso telaio in legno
con fissaggio a U
on wooden subframe with U-anchor



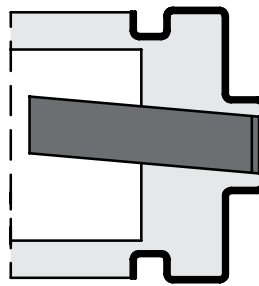
in der Wandlaibung mit Flachanker für Dübelmontage
fissaggio in luce con staffa fissa
per fissaggio con tassello
fixed within the opening with flat anchor to be screwed



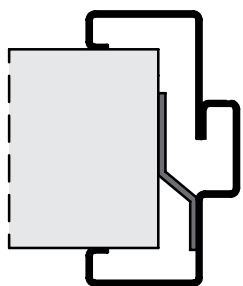
auf Ecke, Überlappung 1-seitig
montaggio su angolo, 1 lato
avvolgente
fixed on the corner 1 face
covering



als Mauerwerkzarge mit Maueranker
su muratura con zanca da murare
on concrete or block wall, with anchor for cement

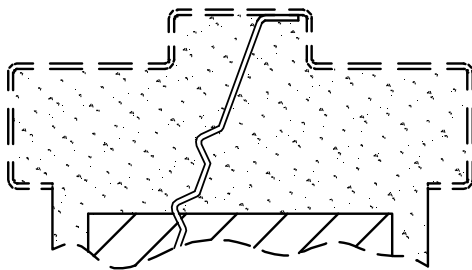


als Schattennutzarge mit Maueranker
telaio con canalino scuretto su muratura
con zanca da murare
frame with shadow groove fixed
on concrete or block wall

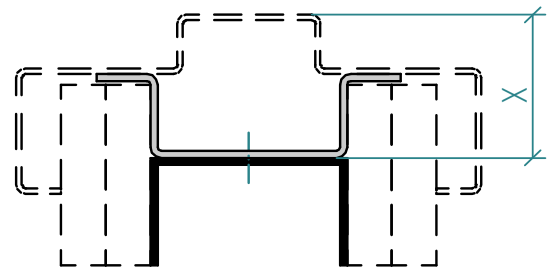


2-teilig verstellbare Zarge
telaio in 2 parti con regolazione
2 part adjustable frame

Maueranker
 zanca a muro
 anchor for concrete

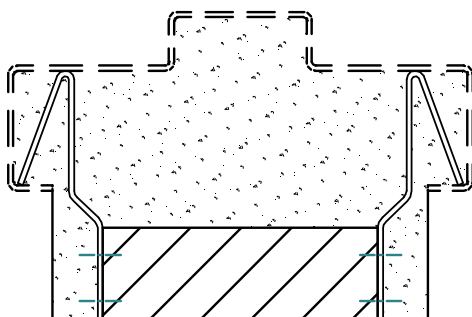


Hutanker für Gipswand
 staffa ad "U" per parete in cartongesso
 "U" bracket for stud/gypsum wall

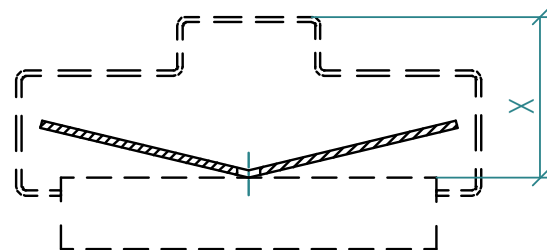


MW > 175 zwei Maueranker
 MW > 175 due zanche a muro
 MW > 175 two anchors for concrete

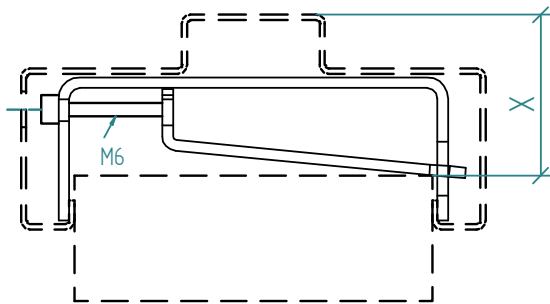
Nagelanker
 fissaggio da tassellare /
 immurare su muratura
 fitting with screw/fixing on concrete wall



Propelleranker für Mauerwerkmontage
 staffa elica per montaggio su parete finita
 propeller bracket for fitting on finished wall

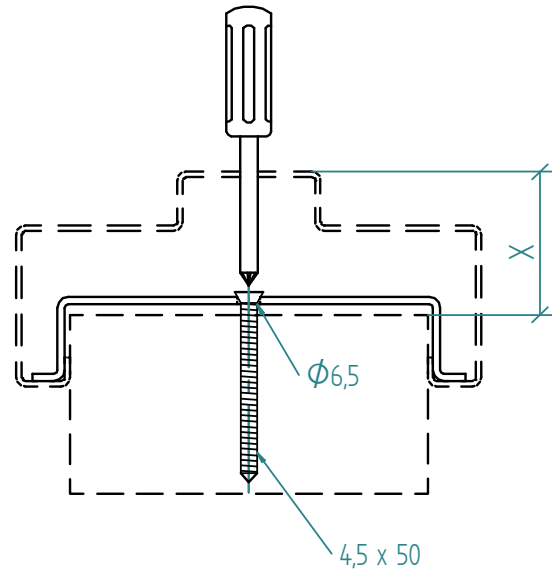


Klemmbügel
 morsetto
 clumb

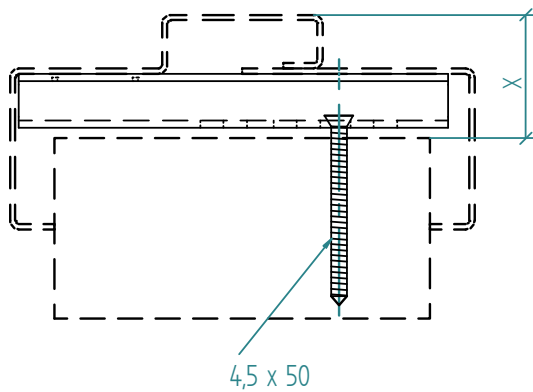


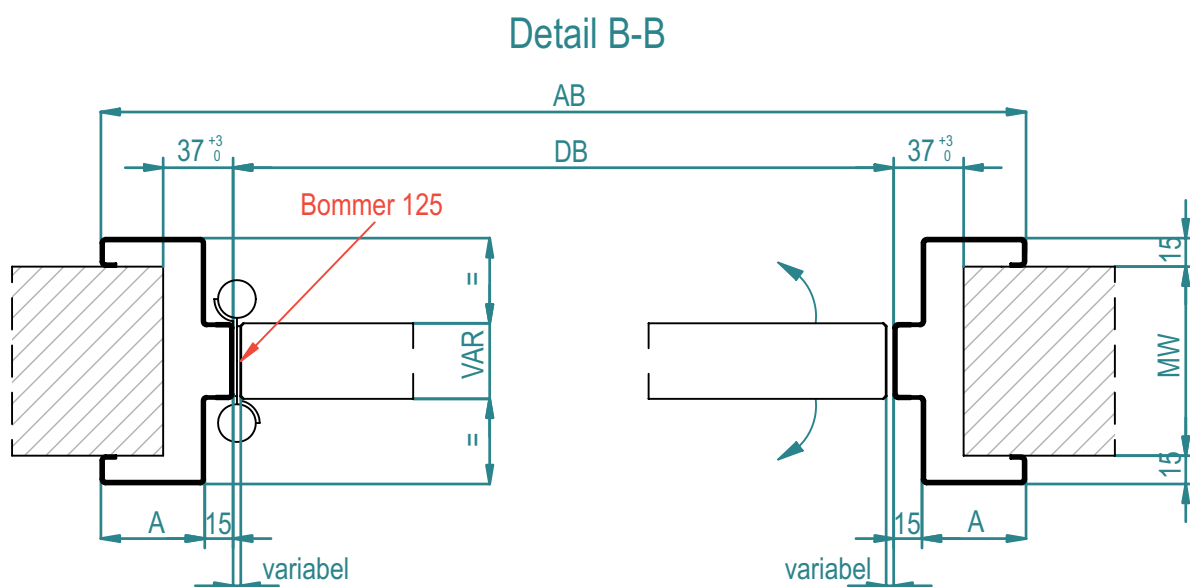
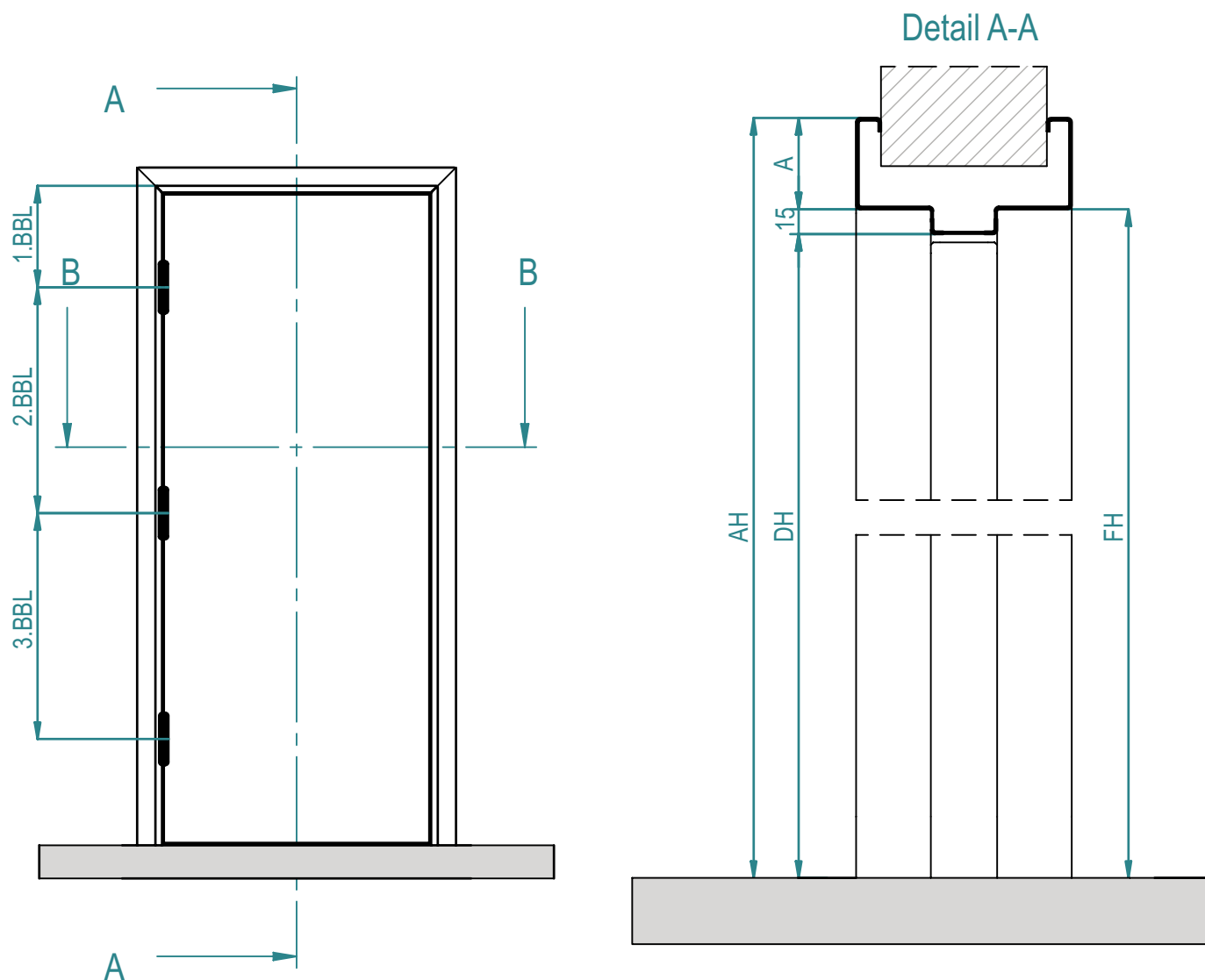
MW > 175 zwei Maueranker
 MW > 175 due zanche a muro
 MW > 175 two anchors for concrete

Hutanker
 staffa ad "U"
 "U" bracket

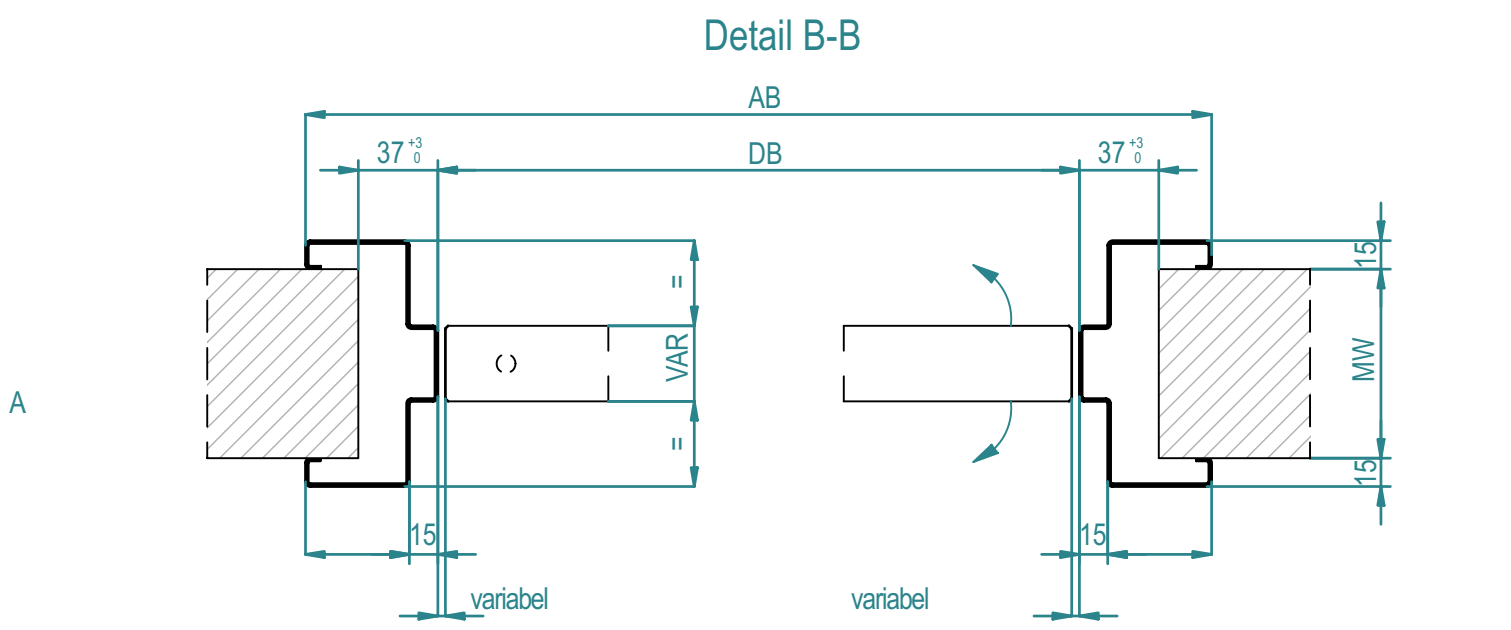
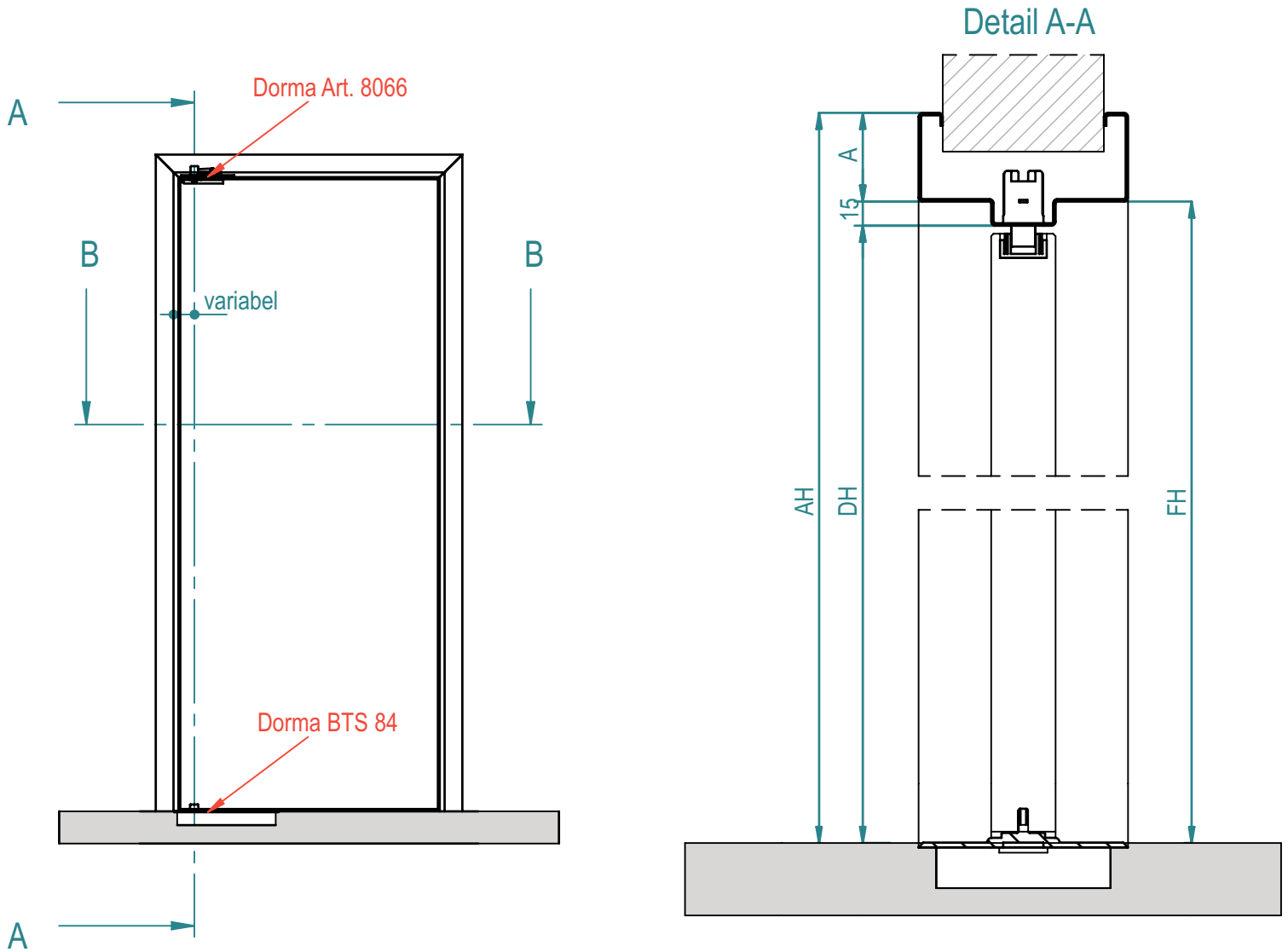


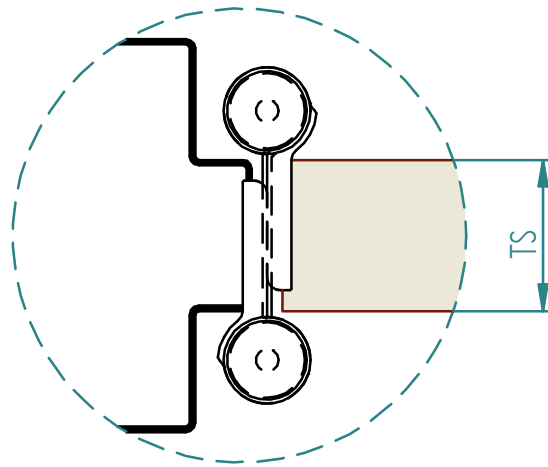
Hutanker S2+TZ
 staffa ad "U" S2+TZ
 "U" bracket S2+TZ



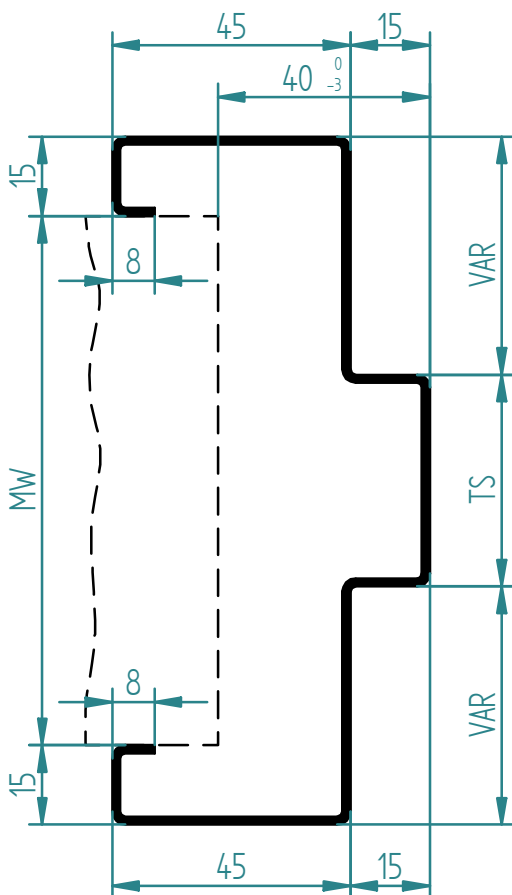


DOUBLE ACTING

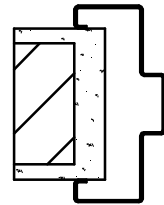




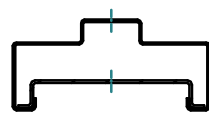
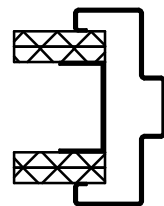
Pendeltürzarge
 casseporta per porta a vento
 frames for double acting doors



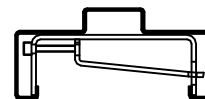
Montage auf fertiger Wand
 montaggio su parete finita
 fitting on finished wall



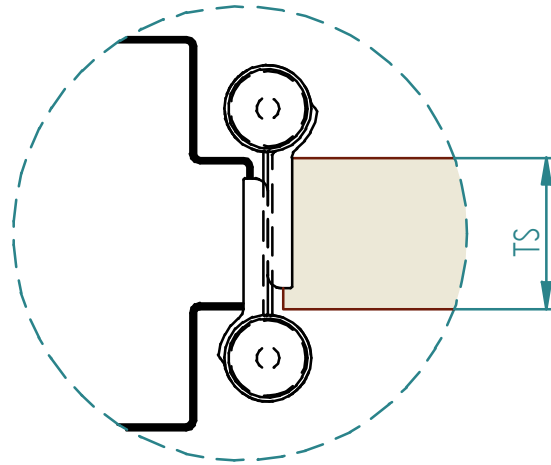
Montage auf Gipswand
 montaggio su parete
 in cartongesso
 fitting on stud/gypsum wall



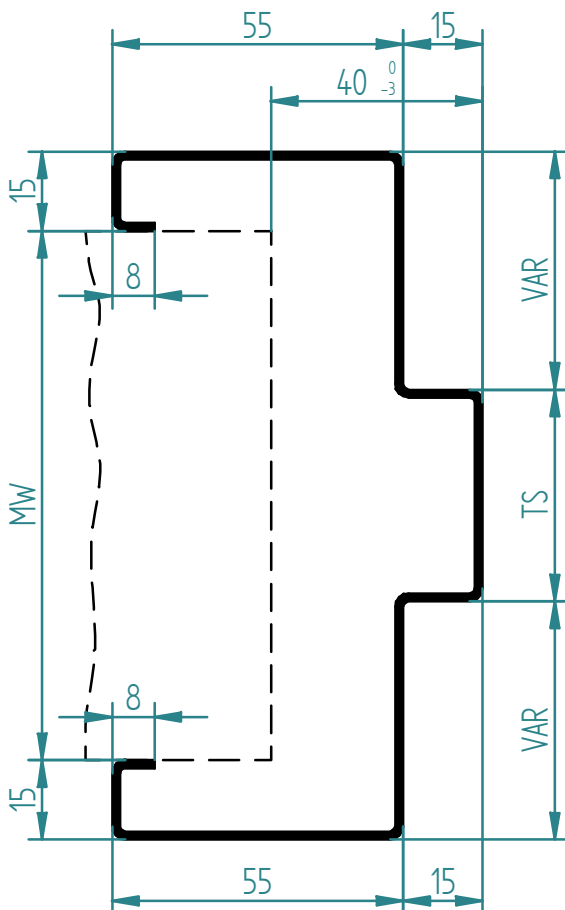
Befestigung Hutanker
 fissaggio staffe ad "U"
 fixing with "U" bracket



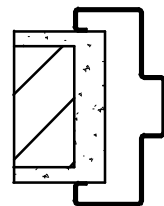
Befestigung Klemmbügel
 fissaggio morsetto
 fitting with clumb



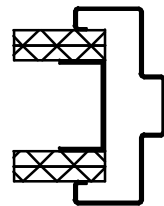
Pendeltürzarge
 casseporta per porta a vento
 frames for double acting doors



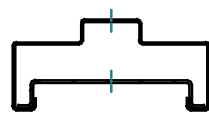
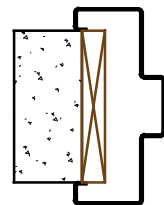
Montage auf fertiger Wand
 montaggio su parete finita
 fitting on finished wall



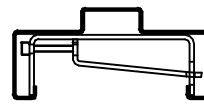
Montage auf Gipswand
 montaggio su parete
 in cartongesso
 fitting on stud/gypsum wall



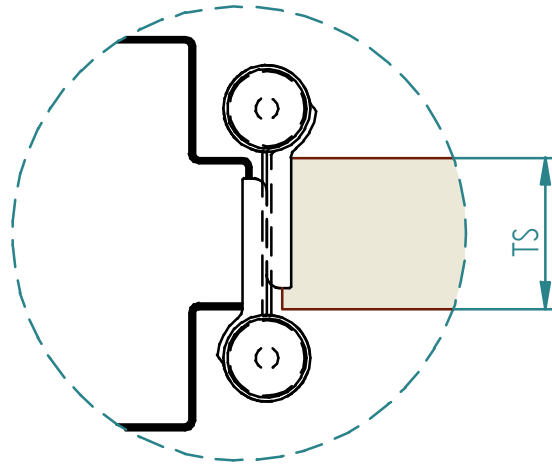
Montage auf Holzblindrahmen
 montaggio su falso telaio
 fitting on wooden subframe



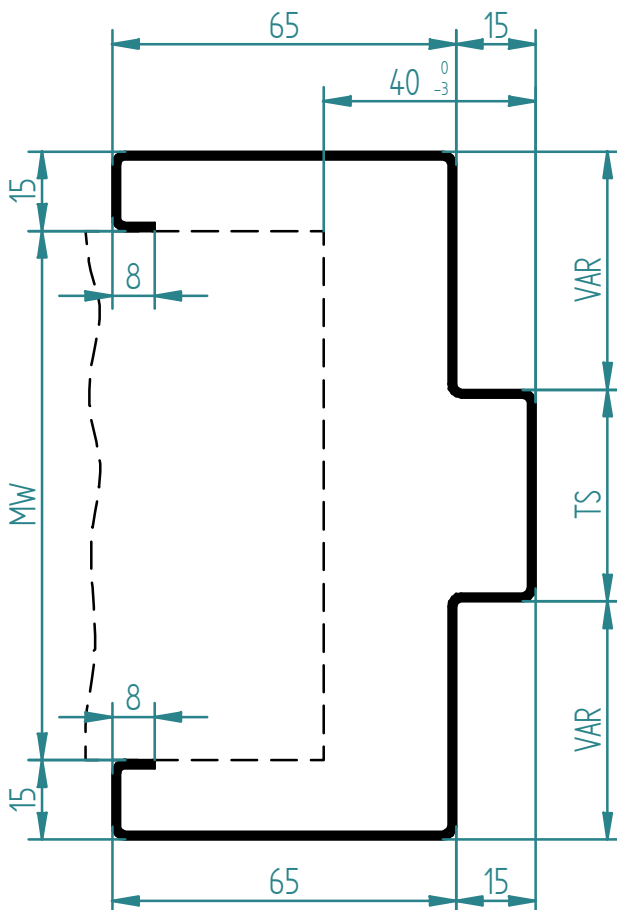
Befestigung Hutanker
 fissaggio staffe ad "U"
 fixing with "U" bracket



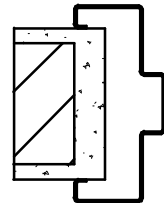
Befestigung Klemmbügel
 fissaggio morsetto
 fitting with clumb



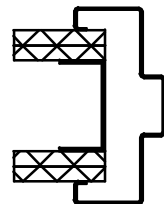
Pendeltürzarge
 casseporta per porta a vento
 frames for double acting doors



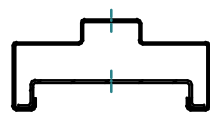
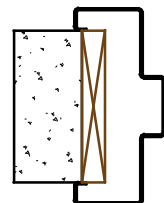
Montage auf fertiger Wand
 montaggio su parete finita
 fitting on finished wall



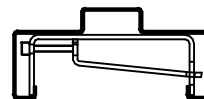
Montage auf Gipswand
 montaggio su parete
 in cartongesso
 fitting on stud/gypsum wall



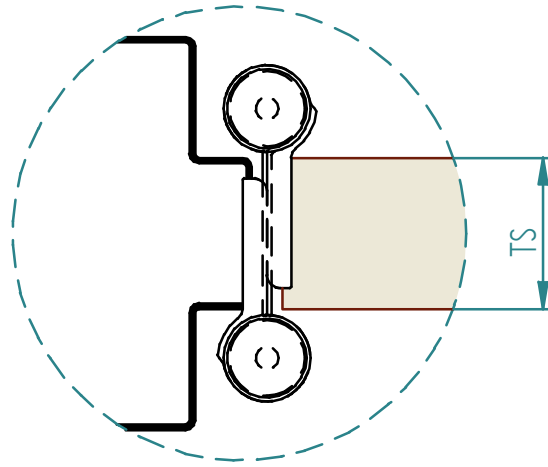
Montage auf Holzblindrahmen
 montaggio su falso telaio
 fitting on wooden subframe



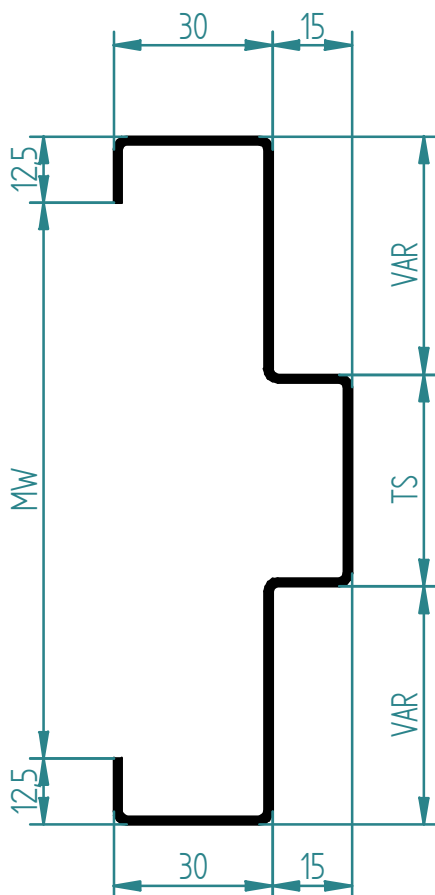
Befestigung Hutanker
 fissaggio staffe ad "U"
 fixing with "U" bracket



Befestigung Klemmbügel
 fissaggio morsetto
 fitting with clumb



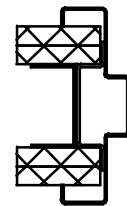
Pendeltürzarge
 casseporta per porta a vento
 frames for double acting doors



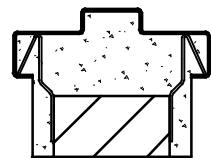
Montage zum Einmörteln im Mauerwerk
 montaggio da immurare
 fitting with concrete



Montage auf Gipswand
 montaggio su parete
 in cartongesso
 fitting on stud/gypsum wall



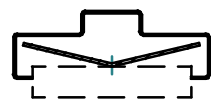
Befestigung mit Nagelanker
 fissaggio da tassellare/immurare
 su muratura
 fitting with screw/fixing on
 concrete wall



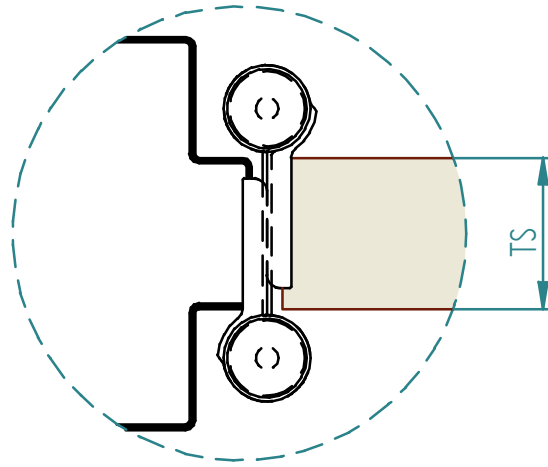
Befestigung mit Maueranker
 fissaggio con zanca a muro
 fitting with anchor for concrete



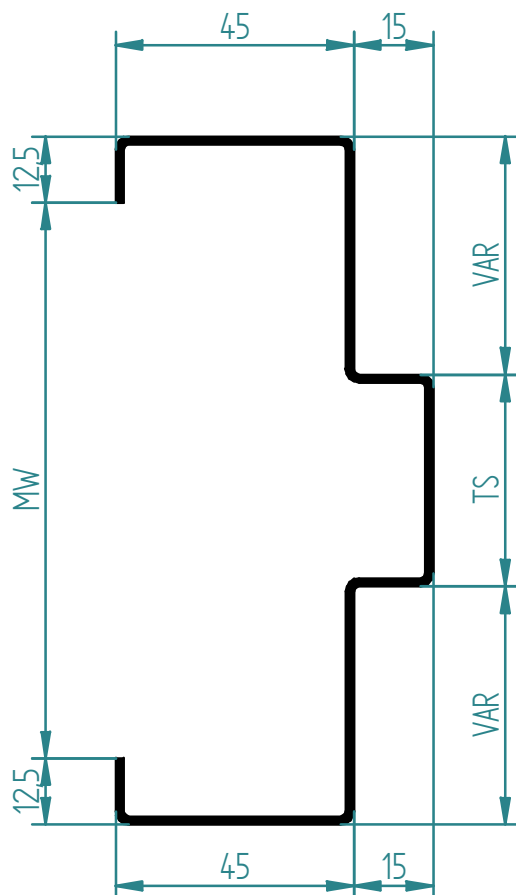
Befestigung mit Hutanker
 fissaggio con staffa ad "U"
 fitting with "U" bracket



Befestigung mit Propelleranker
 fissaggio con staffa elica
 fitting with propeller bracket



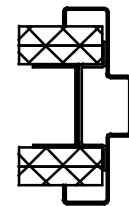
Pendeltürzarge
 casseporta per porta a vento
 frames for double acting doors



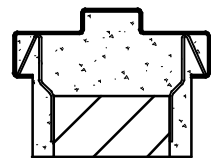
Montage zum Einmörteln im Mauerwerk
 montaggio da immurare
 fitting with concrete



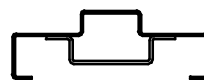
Montage auf Gipswand
 montaggio su parete
 in cartongesso
 fitting on stud/gypsum wall



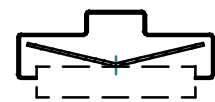
Befestigung mit Nagelanker
 fissaggio da tassellare/immurare
 su muratura
 fitting with screw/fixing on
 concrete wall



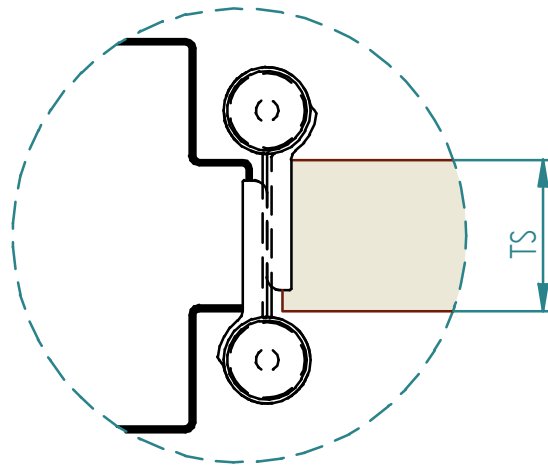
Befestigung mit Maueranker
 fissaggio con zanca a muro
 fitting with anchor for concrete



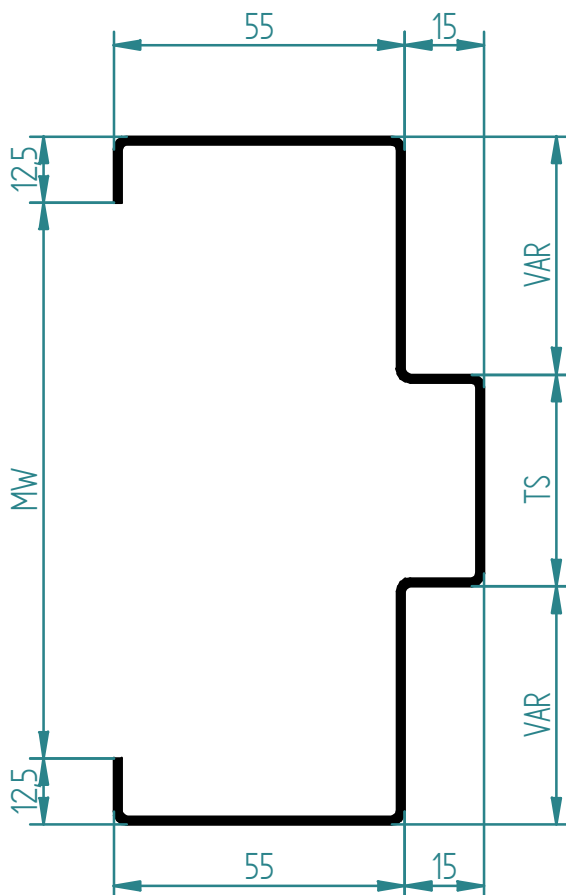
Befestigung mit Hutanker
 fissaggio con staffa ad "U"
 fitting with "U" bracket



Befestigung mit Propelleranker
 fissaggio con staffa elica
 fitting with propeller bracket



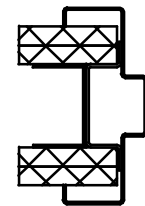
Pendeltürzarge
 casseporta per porta a vento
 frames for double acting doors



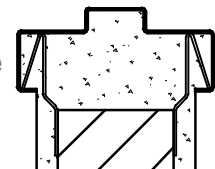
Montage zum Einmörteln im Mauerwerk
 montaggio da immurare
 fitting with concrete



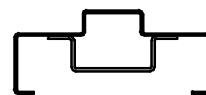
Montage auf Gipswand
 montaggio su parete
 in cartongesso
 fitting on stud/gypsum wall



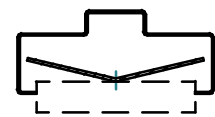
Befestigung mit Nagelanker
 fissaggio da tassellare/immurare
 su muratura
 fitting with screw/fixing on
 concrete wall



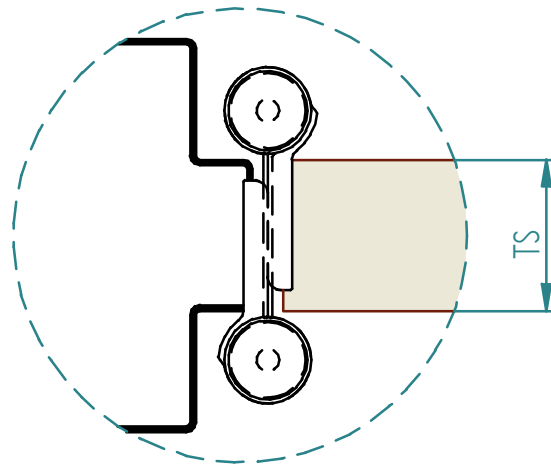
Befestigung mit Maueranker
 fissaggio con zanca a muro
 fitting with anchor for concrete



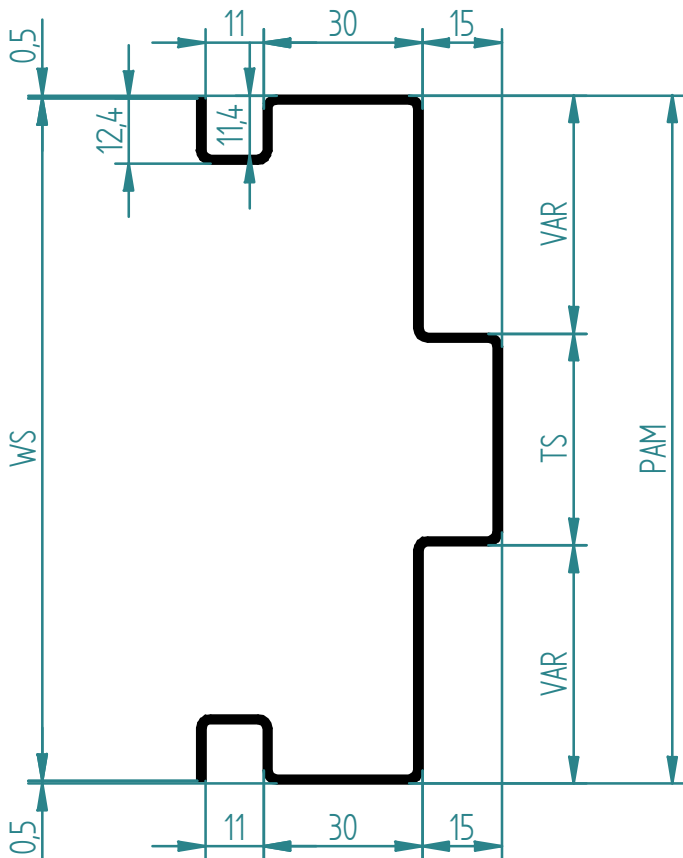
Befestigung mit Hutanker
 fissaggio con staffa ad "U"
 fitting with "U" bracket



Befestigung mit Propelleranker
 fissaggio con staffa elica
 fitting with propeller bracket



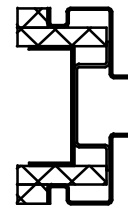
Pendeltürzarge
 casseporta per porta a vento
 frames for double acting doors



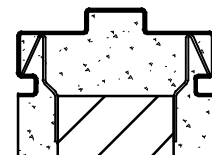
Montage zum Einmörteln im Mauerwerk
 montaggio da immerare
 fitting with concrete



Montage auf Gipswand
 montaggio su parete
 in cartongesso
 fitting on stud/gypsum wall



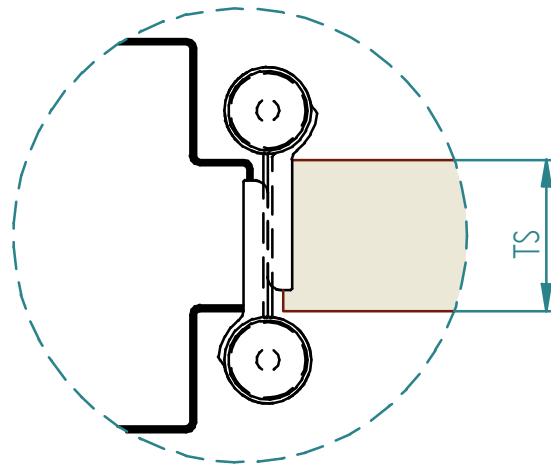
Befestigung mit Nagelanker
 fissaggio da tassellare/immerare
 su muratura
 fitting with screw/fixing on
 concrete wall



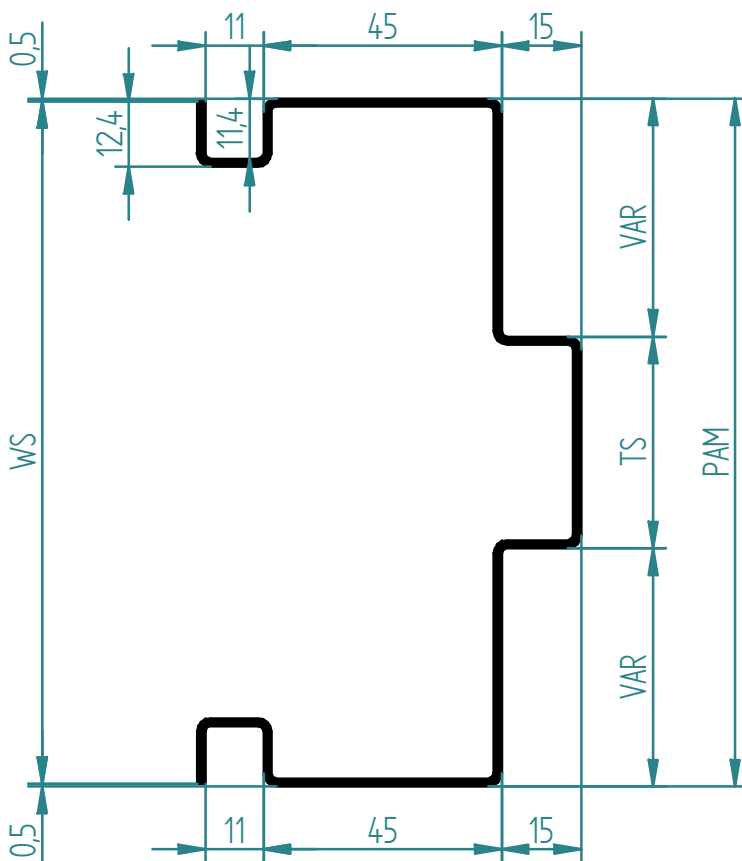
Befestigung mit Maueranker
 fissaggio con zanca a muro
 fitting with anchor for concrete

Befestigung mit Hutanker
 fissaggio con staffa ad "U"
 fitting with "U" bracket

Befestigung mit Propelleranker
 fissaggio con staffa elica
 fitting with propeller bracket



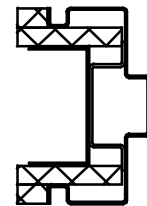
Pendeltürzarge
 casseporta per porta a vento
 frames for double acting doors



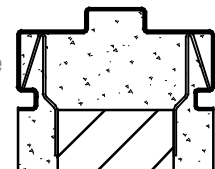
Montage zum Einmörteln im Mauerwerk
 montaggio da immurare
 fitting with concrete



Montage auf Gipswand
 montaggio su parete
 in cartongesso
 fitting on stud/gypsum wall



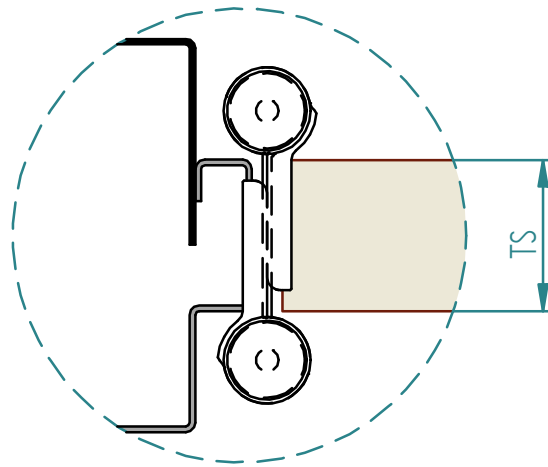
Befestigung mit Nagelanker
 fissaggio da tassellare/immurare
 su muratura
 fitting with screw/fixing on
 concrete wall



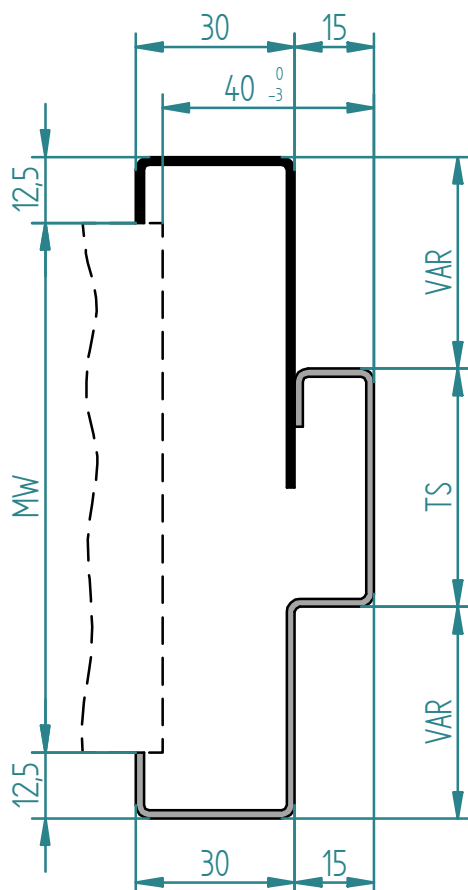
Befestigung mit Maueranker
 fissaggio con zanca a muro
 fitting with anchor for concrete

Befestigung mit Hutanker
 fissaggio con staffa ad "U"
 fitting with "U" bracket

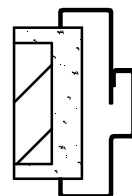
Befestigung mit Propelleranker
 fissaggio con staffa elica
 fitting with propeller bracket



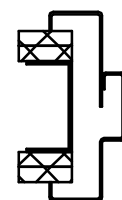
Pendeltürzarge
 casseporta per porta a vento
 frames for double acting doors



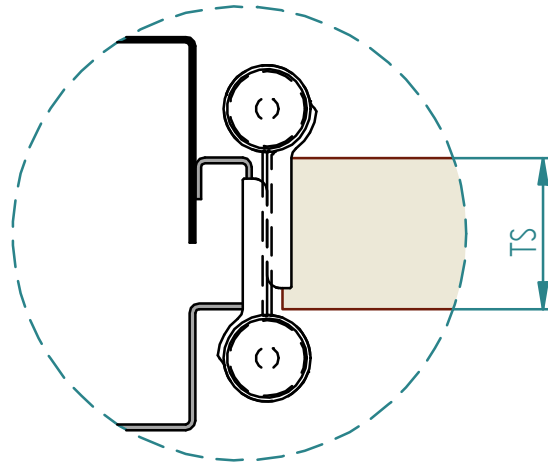
Montage auf fertiger Wand
 montaggio su parete finita
 fitting on finished wall



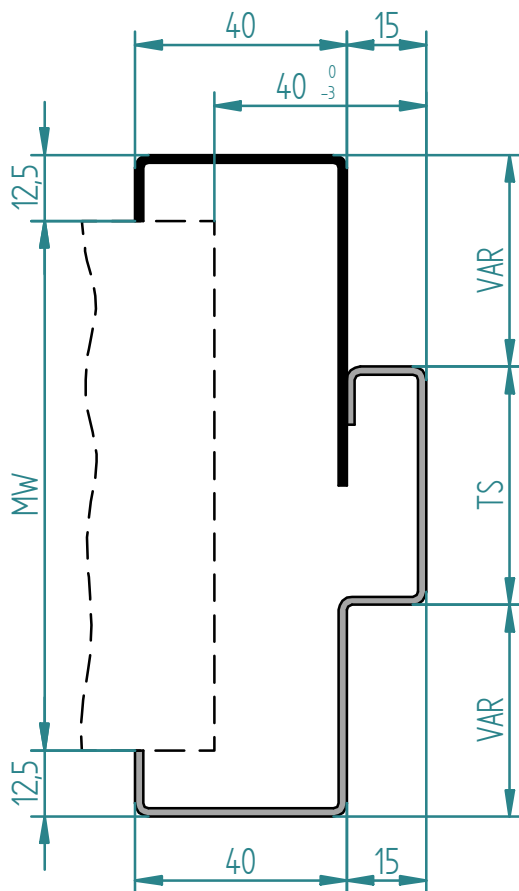
Montage auf Gipswand
 montaggio su parete
 in cartongesso
 fitting on stud/gypsum wall



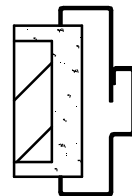
Befestigung Hutanker S2+TZ
 fissaggio staffa ad "U" S2+TZ
 fitting with "U" bracket S2+TZ



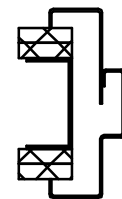
Pendeltürzarge
 casseporta per porta a vento
 frames for double acting doors



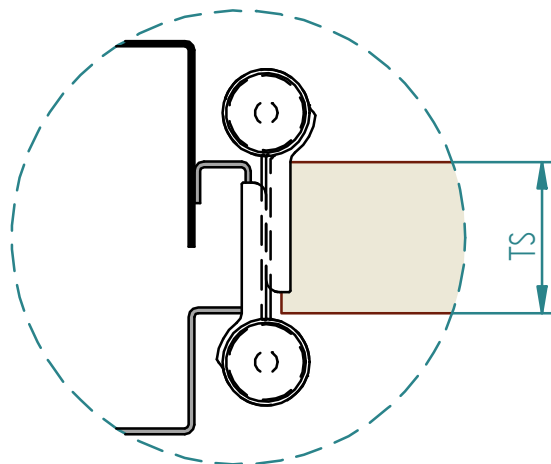
Montage auf fertiger Wand
 montaggio su parete finita
 fitting on finished wall



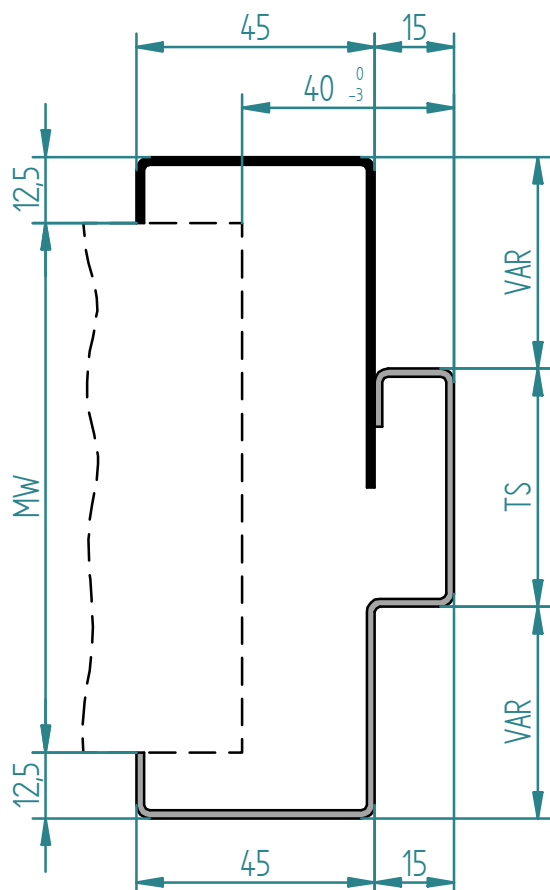
Montage auf Gipswand
 montaggio su parete
 in cartongesso
 fitting on stud/gypsum wall



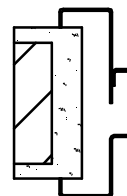
Befestigung Hutanker S2+TZ
 fissaggio staffa ad "U" S2+TZ
 fitting with "U" bracket S2+TZ



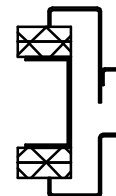
Pendeltürzarge
 casseporta per porta a vento
 frames for double acting doors



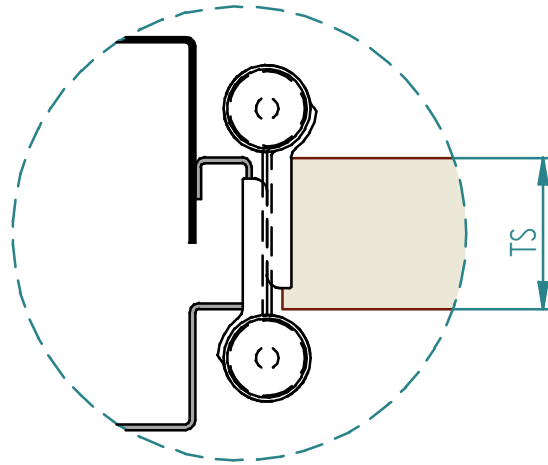
Montage auf fertiger Wand
 montaggio su parete finita
 fitting on finished wall



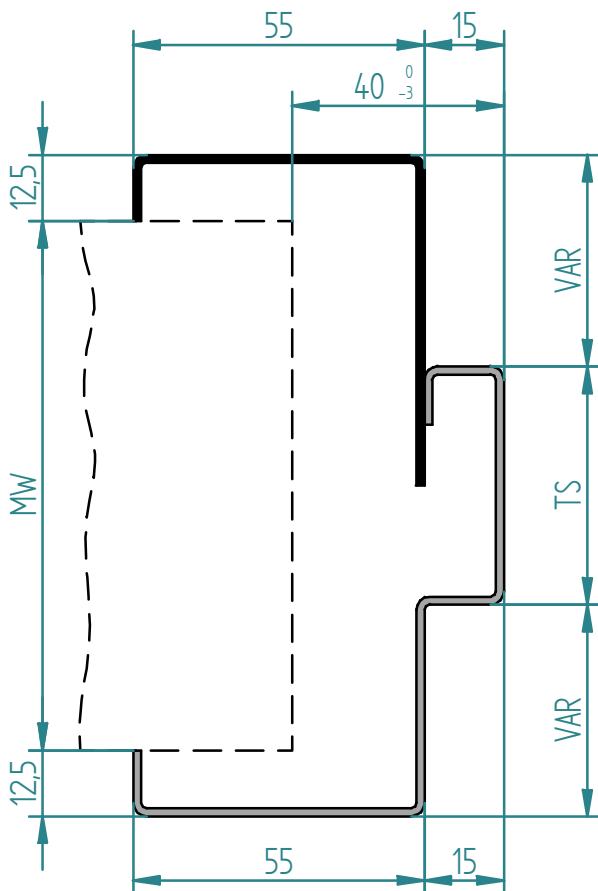
Montage auf Gipswand
 montaggio su parete
 in cartongesso
 fitting on stud/gypsum wall



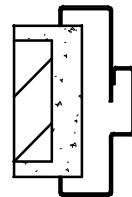
Befestigung Hutanker S2+TZ
 fissaggio staffa ad "U" S2+TZ
 fitting with "U" bracket S2+TZ



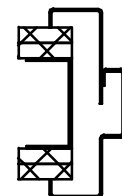
Pendeltürzarge
 casseporta per porta a vento
 frames for double acting doors



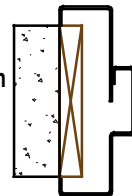
Montage auf fertiger Wand
 montaggio su parete finita
 fitting on finished wall



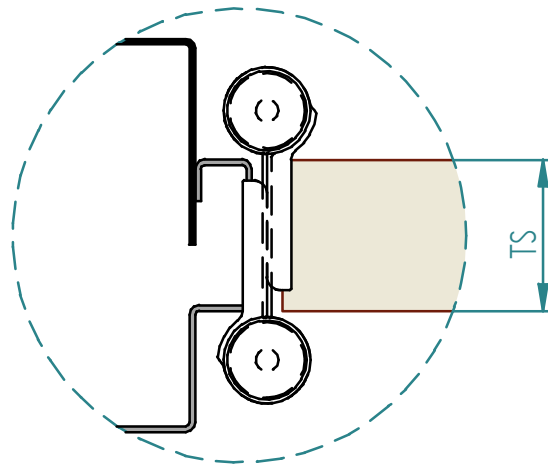
Montage auf Gipswand
 montaggio su parete
 in cartongesso
 fitting on stud/gypsum wall



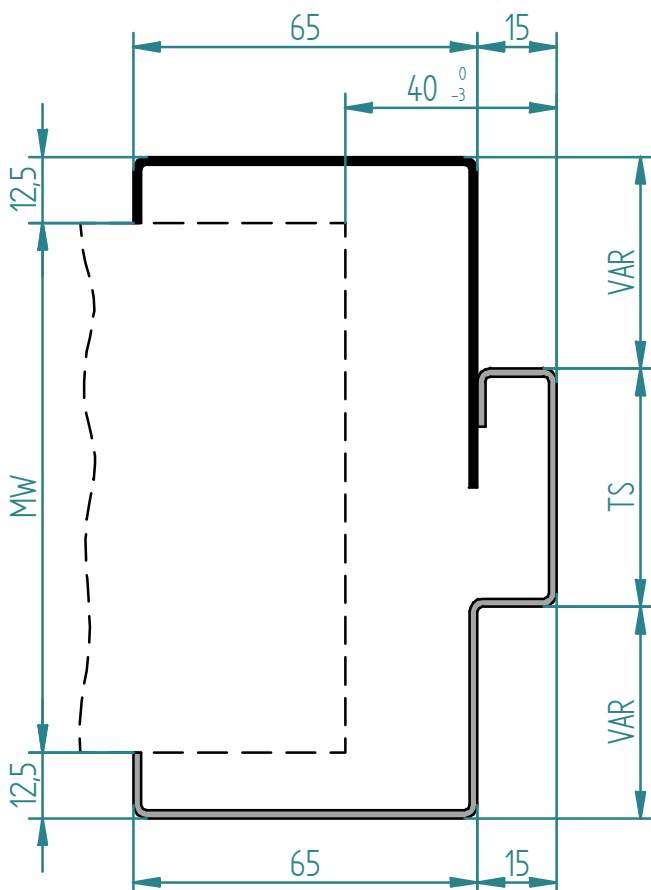
Montage auf Holzblindrahmen
 montaggio su falso telaio
 fitting on wooden subframe



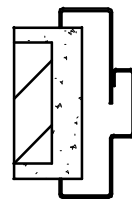
Befestigung Hutanker S2+TZ
 fissaggio staffa ad "U" S2+TZ
 fitting with "U" bracket S2+TZ



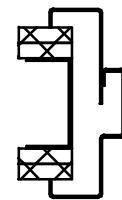
Pendeltürzarge
 casseporta per porta a vento
 frames for double acting doors



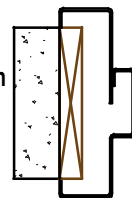
Montage auf fertiger Wand
 montaggio su parete finita
 fitting on finished wall



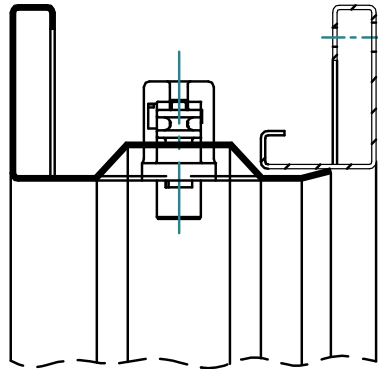
Montage auf Gipswand
 montaggio su parete
 in cartongesso
 fitting on stud/gypsum wall



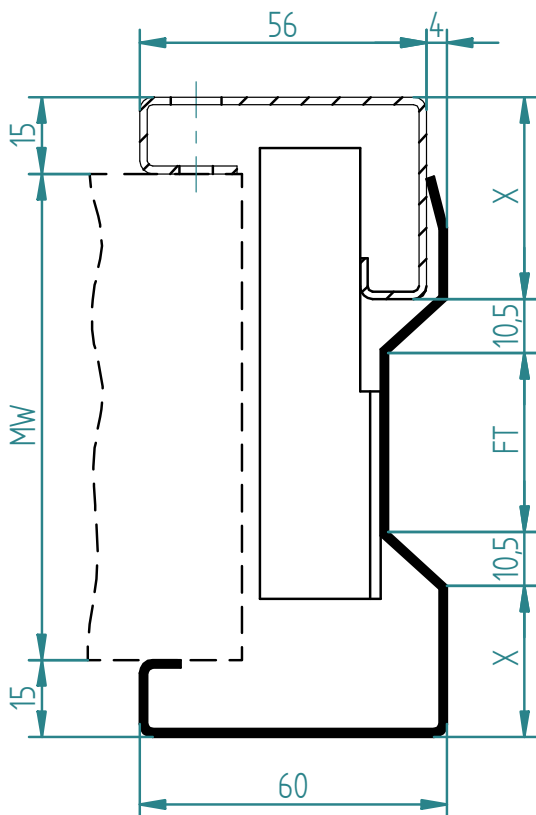
Montage auf Holzblindrahmen
 montaggio su falso telaio
 fitting on wooden subframe



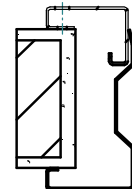
Befestigung Hutanker S2+TZ
 fissaggio staffa ad "U" S2+TZ
 fitting with "U" bracket S2+TZ



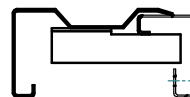
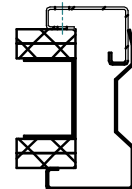
Pendeltürzarge mit Zapfenband
 casseporta per porta a vento con
 perno cerniere
 frames for double acting door with
 pivot hinge



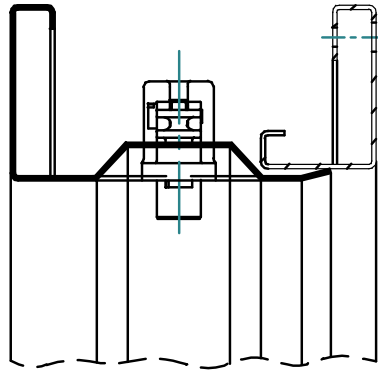
Montage auf fertiger Wand
 montaggio su parete finita
 fitting on finished wall



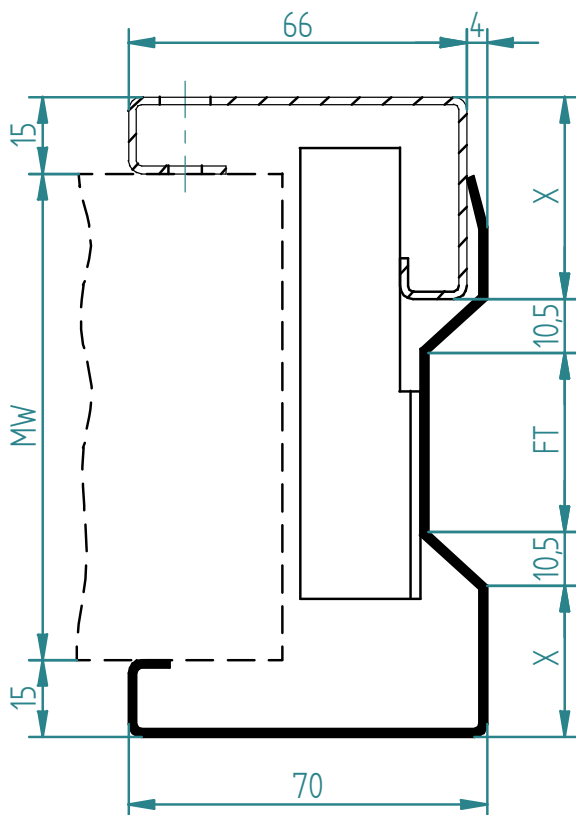
Montage auf Gipswand
 montaggio su parete
 in cartongesso
 fitting on stud/gypsum wall



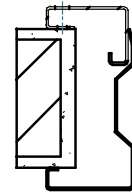
Befestigung mit Hutanker
 fissaggio con staffa ad "U"
 fitting with "U" bracket



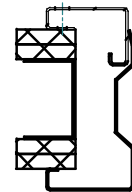
Pendeltürzarge mit Zapfenband
 casseporta per porta a vento con
 perno cerniere
 frames for double acting door with
 pivot hinge



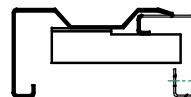
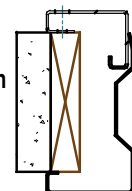
Montage auf fertiger Wand
 montaggio su parete finita
 fitting on finished wall



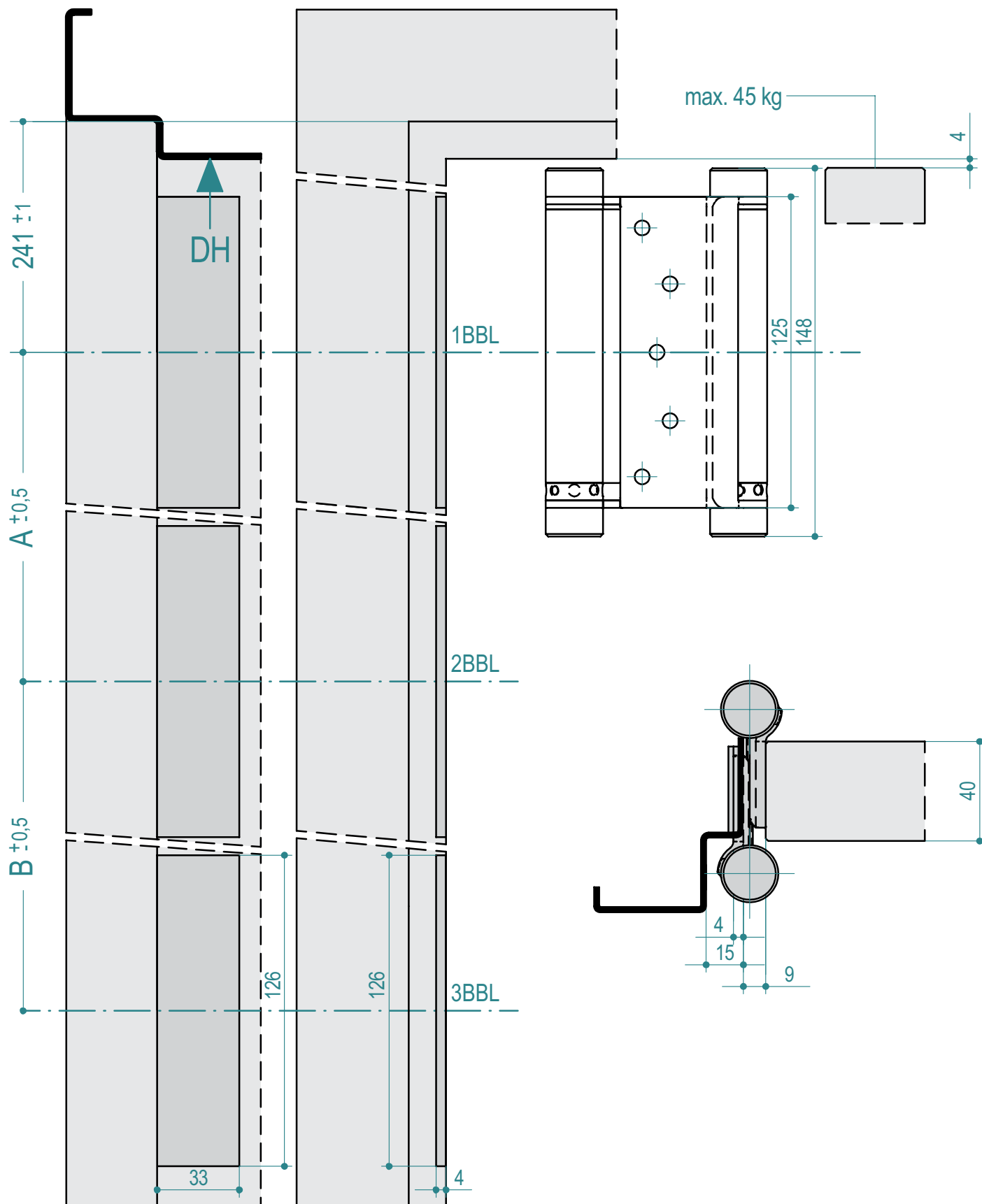
Montage auf Gipswand
 montaggio su parete
 in cartongesso
 fitting on stud/gypsum wall

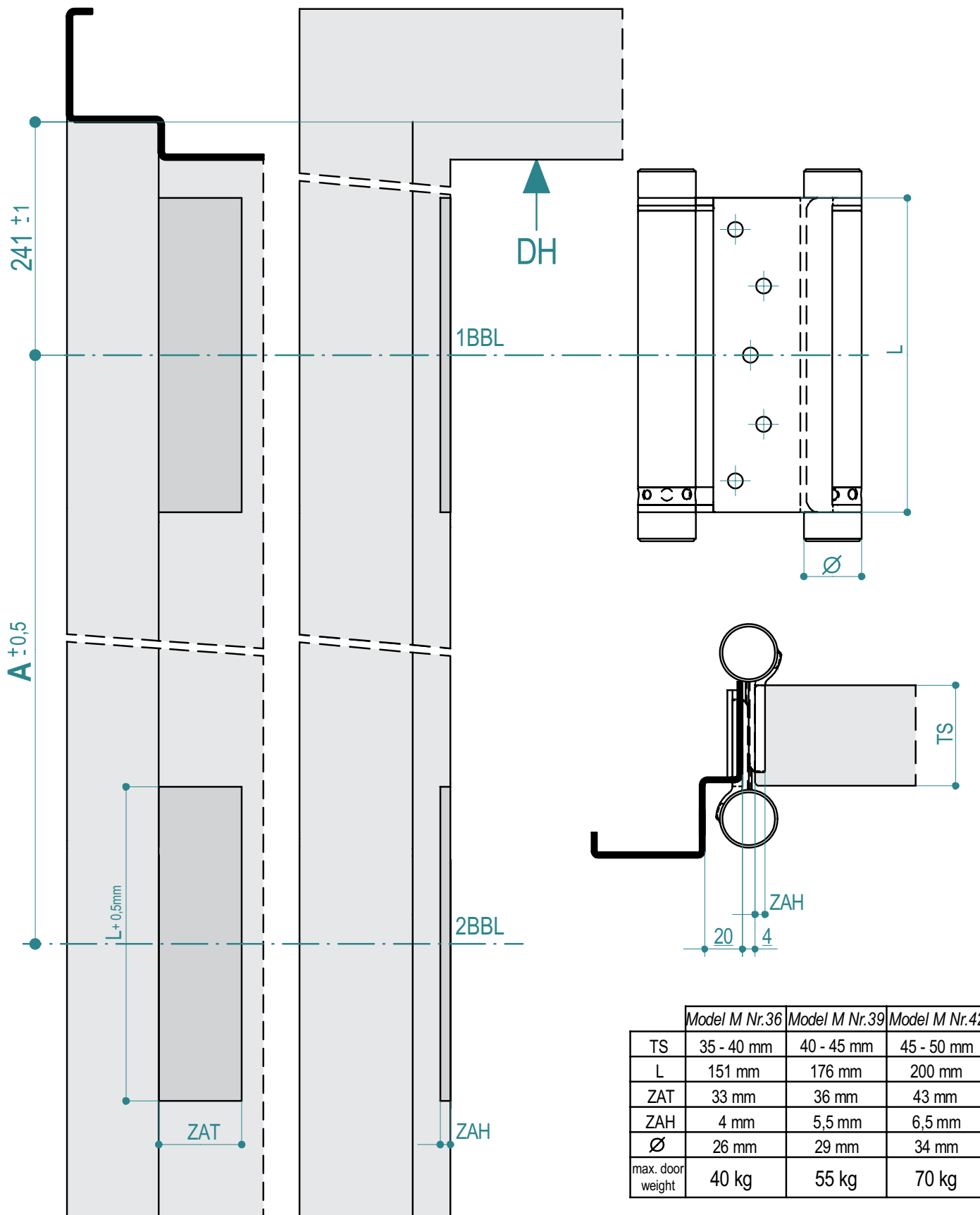


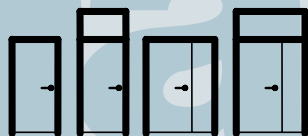
Montage auf Holzblindrahmen
 montaggio su falso telaio
 fitting on wooden subframe



Befestigung mit Hutanker
 fissaggio con staffa ad "U"
 fitting with "U" bracket







Via stazione 22/A, I-39035 Mongueifo (BZ)
 Tel. +39 0474 947 200, Fax 947 299
 www.rema-online.it E-mail info@rema-online.it

DOUBLE ACTING

Kunde:	Lieferung:
Anschrift:	Kunde bzw. Baustelle:
UID.Nr.	
Tel.: Fax.:	
e-mail	
Kontaktperson:	e-mail
Projekt:	Tel.: Fax.:
Gewünschter Liefertermin KW: _____	Kontaktperson: Mobil:

<p>1.) Material <input type="checkbox"/> 1,5 mm verzinktes Stahlblech <input type="checkbox"/> 2,0 mm verzinktes Stahlblech <input type="checkbox"/> Edelstahl V2A 1,5 mm SB <input type="checkbox"/> Edelstahl V4A 1,5 mm SB <input type="checkbox"/> andere _____</p> <p>2.) Oberfläche <input type="checkbox"/> roh <input type="checkbox"/> pulvergrundiert (RAL 9010) <input type="checkbox"/> pulverbeschichtet RAL _____ <input type="checkbox"/> glatt-glänzend <input type="checkbox"/> glatt-matt <input type="checkbox"/> Feinstruktur-seidenglänzend <input type="checkbox"/> Feinstruktur-matt <input type="checkbox"/> andere _____</p> <p>3.) Falzausführung Türblatt <input type="checkbox"/> gefälzt 25,5 mm oder _____ <input type="checkbox"/> stumpf 40 mm oder _____ <input type="checkbox"/> Doppelfalz überfälzt FT1 _____ FT2 _____ <input type="checkbox"/> Doppelfalz stumpf FT1 _____ FT2 _____ <input type="checkbox"/> Glastürblatt _____ (8-10)</p> <p>4.) Bandaufnahme <input type="checkbox"/> V8600 <input type="checkbox"/> VX 7511 3D <input type="checkbox"/> VN 7608 120 3D <input type="checkbox"/> VN 7608 160 3D <input type="checkbox"/> andere _____</p>	<p>5.) Bandbezugslinien <input type="checkbox"/> 1.BBL 241 mm 2.BBL 1435 mm <input type="checkbox"/> 1.BBL 241 mm 2.BBL 1560 mm <input type="checkbox"/> 1.BBL _____ mm 2.BBL _____ mm <input type="checkbox"/> 3.BBL _____ mm 3.BBL 250 mm <input type="checkbox"/> 3.BBL mittig _____ 4.BBL _____ mm</p> <p>6.) Schlosstanzung <input type="checkbox"/> 62-23-62 mit verstellbarem Schliessblech <input type="checkbox"/> andere _____</p> <p>7.) Schlosstiefe (ST) <input type="checkbox"/> gefälzt ST=4 mm oder _____ mm <input type="checkbox"/> stumpf ST=15,5 mm oder _____ mm</p> <p>8.) Schlosshöhe (SH) <input type="checkbox"/> 1050 mm <input type="checkbox"/> andere _____</p> <p>9.) Befestigung <input type="checkbox"/> Maueranker für Beton / Mauerwerk <input type="checkbox"/> Hutanker für Gipskartonmontage <input type="checkbox"/> Klemmbügel und Rapid Block für SPEED <input type="checkbox"/> verstellbare Universallasche für TELESCOP / S2 <input type="checkbox"/> andere _____</p> <p>10.) Kämpferprofil für Oberlichte <input type="checkbox"/> ja _____ nein <input type="checkbox"/> Kämpferprofil ALUMINIUM 45-75 <input type="checkbox"/> Kämpferprofil STAHL gekantet: Profiltyp _____</p>	<p>11.) Glasleistenprofil für Oberlichte <input type="checkbox"/> Aluminiumglasleiste 15x15mm zum Aufklipsen <input type="checkbox"/> Profilrohrglasleiste _____x15mm zum Aufschrauben <input type="checkbox"/> andere _____</p> <p>12.) Glasstärke für Oberlichte <input type="checkbox"/> _____ mm</p> <p>13.) Dichtungstyp C 1397 <input type="checkbox"/> grau <input type="checkbox"/> schwarz <input type="checkbox"/> weiss <input type="checkbox"/> braun</p> <p>14.) Bodeneinstand (BE) <input type="checkbox"/> ohne <input type="checkbox"/> mit: _____ mm</p> <p>15.) Extras <input type="checkbox"/> ohne <input type="checkbox"/> mit: _____</p> <p>16.) Bandlieferung <input type="checkbox"/> ja _____ nein Bandtyp _____</p> <p>17.) Zeichnungen <input type="checkbox"/> ja _____ nein Zeichnungsnr.: _____</p>
---------------------------------------------------------------------------------------------------------------------------------------------------------------------------------------------------------------------------------------------------------------------------------------------------------------------------------------------------------------------------------------------------------------------------------------------------------------------------------------------------------------------------------------------------------------------------------------------------------------------------------------------------------------------------------------------------------------------------------------------------------------------------------------------------------------------------------------------------------------------------------------------------------------------------------------------------------------------------------------------------------------------------------------------------------------------------------------------------------------------------------------------------------------------------------------------------------------------------------------------------------------------------------------------------------------------------------------------------	--------------------------------------------------------------------------------------------------------------------------------------------------------------------------------------------------------------------------------------------------------------------------------------------------------------------------------------------------------------------------------------------------------------------------------------------------------------------------------------------------------------------------------------------------------------------------------------------------------------------------------------------------------------------------------------------------------------------------------------------------------------------------------------------------------------------------------------------------------------------------------------------------------------------------------------------------------------------------------------------------------------------------------------------------------------------------------------------------------------------------------------------------------------------------------------------------------------------------------------------------------------------------------------------------------------------------------------------------------------------------	------------------------------------------------------------------------------------------------------------------------------------------------------------------------------------------------------------------------------------------------------------------------------------------------------------------------------------------------------------------------------------------------------------------------------------------------------------------------------------------------------------------------------------------------------------------------------------------------------------------------------------------------------------------------------------------------------------------------------------------------------------------------------------------------------------------------------------------------------------------------------------------------------------------------------------------------------------------------------------

pos.	Profiltyp	MW	Wandöffnungsmass : RBB / RBH		Kämpferhöhe für Oberlichte	Öffnungsrichtung DIN		2 flg.	ges. Stückz.	EXTRAS	Preis
			Breite	Höhe		DHK	L				

Auftragsnr. _____ Datum: _____ Unterschrift: _____



Via stazione 22/A, I-39035 Monguefio (BZ)
 Tel. +39 0474 947 200, Fax 947 299
 www.rema-online.it E-mail info@rema-online.it

DOUBLE ACTING

cliente:	spedizione:
indirizzo:	cliente opp. cantiere:
P. IVA:	
Tel.:	Fax.:
e-mail	
Persona di contatto:	e-mail
Progetto:	Tel.:
Consegna richiesta: _____	Fax.:
	Persona di contatto:
	cellulare:

<p>1.) materiale <input type="checkbox"/> lamiera zincata 1,5 mm <input type="checkbox"/> lamiera zincata 2,0 mm <input type="checkbox"/> acciaio INOX AISI 304 1,5 mm <input type="checkbox"/> acciaio INOX AISI 316 1,5 mm <input type="checkbox"/> altri _____</p> <p>2.) superficie <input type="checkbox"/> zincata <input type="checkbox"/> con mano di fondo (RAL 9010) <input type="checkbox"/> verniciato a polveri RAL _____ <input type="checkbox"/> liscio - lucido <input type="checkbox"/> liscio - opaco <input type="checkbox"/> raggrinz. - semilucido <input type="checkbox"/> raggrinz. - opaco <input type="checkbox"/> altri _____</p> <p>3.) esecuzione battuta <input type="checkbox"/> porta con battuta 25,5 mm o _____ <input type="checkbox"/> porta senza battuta 40 mm o _____ <input type="checkbox"/> porta a doppia battuta FT1 _____ FT2 _____ <input type="checkbox"/> porta a filo con battuta FT1 _____ FT2 _____ <input type="checkbox"/> porta in cristallo _____ (8-10)</p> <p>4.) predisposizione per cerniere <input type="checkbox"/> V8600 <input type="checkbox"/> VX 7511 3D <input type="checkbox"/> VN 7608 120 3D <input type="checkbox"/> VN 7608 160 3D <input type="checkbox"/> altri _____</p>	<p>5.) posizionamento cerniere <input type="checkbox"/> 1.BBL 241 mm 2.BBL 1435 mm <input type="checkbox"/> 1.BBL 241 mm 2.BBL 1560 mm <input type="checkbox"/> 1.BBL _____ mm 2.BBL _____ mm <input type="checkbox"/> 3.BBL _____ mm 3.BBL 250 mm <input type="checkbox"/> 3.BBL centrale _____ 4.BBL _____ mm</p> <p>6.) foro serratura <input type="checkbox"/> 62-23-62 con incontro serratura regolabile <input type="checkbox"/> altri _____</p> <p>7.) profondità serratura (ST) <input type="checkbox"/> per porta con battuta ST=4 mm o _____ mm <input type="checkbox"/> per porta senza battuta ST=15,5 mm o _____ mm</p> <p>8.) altezza serratura (SH) <input type="checkbox"/> 1050 mm <input type="checkbox"/> altri _____</p> <p>9.) sistema di ancoraggio <input type="checkbox"/> zanche da murare per cemento <input type="checkbox"/> staffe per fissaggio per parete in cartongesso <input type="checkbox"/> morsetto e Rapid Block per SPEED <input type="checkbox"/> staffa universale regolabile per TELESCOP / S2 <input type="checkbox"/> altri _____</p> <p>10.) profilo traverso per sopra luce <input type="checkbox"/> sì _____ no _____ <input type="checkbox"/> profilo traverso in alluminio 45-75 <input type="checkbox"/> profilo traverso piegato in acciaio: tipo _____</p>	<p>11.) fermavetro per sopra luce <input type="checkbox"/> fermavetro-clip 15x15mm in alluminio <input type="checkbox"/> fermavetro tubolare _____x15mm per avvitare <input type="checkbox"/> altri _____</p> <p>12.) spessore vetro per sopra luce _____ mm</p> <p>13.) tipo di guarnizione C 1397 <input type="checkbox"/> grigio <input type="checkbox"/> nero <input type="checkbox"/> bianco <input type="checkbox"/> marrone</p> <p>14.) incasso nel pavimento (BE) <input type="checkbox"/> senza <input type="checkbox"/> con: _____ mm</p> <p>15.) Extras <input type="checkbox"/> senza <input type="checkbox"/> con: _____</p> <p>16.) fornitura cerniere <input type="checkbox"/> sì _____ no _____ tipo cerniera _____</p> <p>17.) disegni <input type="checkbox"/> sì _____ no _____ disegno nr.: _____</p>
---------------------------------------------------------------------------------------------------------------------------------------------------------------------------------------------------------------------------------------------------------------------------------------------------------------------------------------------------------------------------------------------------------------------------------------------------------------------------------------------------------------------------------------------------------------------------------------------------------------------------------------------------------------------------------------------------------------------------------------------------------------------------------------------------------------------------------------------------------------------------------------------------------------------------------------------------------------------------------------------------------------------------------------------------------------------------------------------------------------------------------------------------------------------------------------------------------------------------------------------------------------------------------------------------------------------------------------------------------------------------------------------------	-----------------------------------------------------------------------------------------------------------------------------------------------------------------------------------------------------------------------------------------------------------------------------------------------------------------------------------------------------------------------------------------------------------------------------------------------------------------------------------------------------------------------------------------------------------------------------------------------------------------------------------------------------------------------------------------------------------------------------------------------------------------------------------------------------------------------------------------------------------------------------------------------------------------------------------------------------------------------------------------------------------------------------------------------------------------------------------------------------------------------------------------------------------------------------------------------------------------------------------------------------------------------------------------------------------------------------------------------------------------------------------------------------------------------------------------------------------------------------------	------------------------------------------------------------------------------------------------------------------------------------------------------------------------------------------------------------------------------------------------------------------------------------------------------------------------------------------------------------------------------------------------------------------------------------------------------------------------------------------------------------------------------------------------------------------------------------------------------------------------------------------------------------------------------------------------------------------------------------------------------------------------------------------------------------------------------------------------------------------------------------------------------------------------------------------------------------------------------

pos.	tipo del profilo	MW	foro parete :		RBB / RBH FB / FH DB / DH	altezza profilo traverso per sopra luce	senso di apertura DIN		2 ante	quantità totale	EXTRAS	prezzo
			misura battuta :	luce netta :			L	R				

ordine nr. _____ data: _____ firma del cliente: _____



Via stazione 22/A, I-39035 Mongueifo (BZ)
Tel. +39 0474 947 200, Fax 947 299
www.rema-online.it E-mail info@rema-online.it

DOUBLE ACTING

Client:	Destination:	
Adress:	site or client adress:	
VAT No.:		
Tel.:	Fax. :	
e-mail		
Contact:	e-mail	
Project:	Tel.:	Fax. :
Requested delivery date:	Contact:	Mobile:

<p>1.) Material <input type="checkbox"/> galvanized steel 1,5 mm <input type="checkbox"/> galvanized steel 2,0 mm <input type="checkbox"/> stainless steel AISI 304 1,5 mm <input type="checkbox"/> stainless steel AISI 316 1,5 mm <input type="checkbox"/> others _____</p> <p>2.) Surface <input type="checkbox"/> raw <input type="checkbox"/> primed (RAL 9010) <input type="checkbox"/> powder coated RAL _____ <input type="checkbox"/> smooth-glossy <input type="checkbox"/> smooth-matte <input type="checkbox"/> finetexture-semigloss <input type="checkbox"/> finetexture-matte <input type="checkbox"/> others _____</p> <p>3.) Doortype <input type="checkbox"/> rebated 25,5 mm or _____ <input type="checkbox"/> flush door 40 mm or _____ <input type="checkbox"/> double rabated FT1 _____ FT2 _____ <input type="checkbox"/> double rebated flush door FT1 _____ FT2 _____ <input type="checkbox"/> glass door _____ (8-10)</p> <p>4.) Hinge preparing <input type="checkbox"/> V8600 <input type="checkbox"/> VX 7511 3D <input type="checkbox"/> VN 7608 120 3D <input type="checkbox"/> VN 7608 160 3D <input type="checkbox"/> others _____</p>	<p>5.) Hinge positions <input type="checkbox"/> 1.BBL 241 mm 2.BBL 1435 mm <input type="checkbox"/> 1.BBL 241 mm 2.BBL 1560 mm <input type="checkbox"/> 1.BBL _____ mm 2.BBL _____ mm <input type="checkbox"/> 3.BBL _____ mm 3.BBL 250 mm <input type="checkbox"/> 3.BBL central _____ 4.BBL _____ mm</p> <p>6.) Lock preparing <input type="checkbox"/> 62-23-62 con with registrable strike plate <input type="checkbox"/> others _____</p> <p>7.) Depth of lock preparing (ST) <input type="checkbox"/> for rebated door ST=4 mm or _____mm <input type="checkbox"/> fur flush door ST=15,5 mm or _____mm</p> <p>8.) Hight of lock preparing (SH) <input type="checkbox"/> 1050 mm <input type="checkbox"/> others _____</p> <p>9.) Fixing systems <input type="checkbox"/> special brackets for concrete walls <input type="checkbox"/> special anchors for stud walls <input type="checkbox"/> clamb and Rapid Block for SPEED <input type="checkbox"/> regolable anchor for TELESCOP / S2 <input type="checkbox"/> others _____</p> <p>10.) Transom-bar for overlight frame <input type="checkbox"/> yes <input type="checkbox"/> no <input type="checkbox"/> transom in aluminium 45-75 <input type="checkbox"/> bended transom in steel : type _____</p>	<p>11.) Glazing bead for fanlight <input type="checkbox"/> clip bead 15x15mm in aluminium <input type="checkbox"/> steel tube bead _____x15mm to screw <input type="checkbox"/> others _____</p> <p>12.) Glass thickness for fanlight _____mm</p> <p>13.) Color of rubber seal C 1397 <input type="checkbox"/> grey <input type="checkbox"/> black <input type="checkbox"/> white <input type="checkbox"/> brown</p> <p>14.) Floor height (BE) <input type="checkbox"/> no <input type="checkbox"/> yes: _____mm</p> <p>15.) Extras <input type="checkbox"/> no <input type="checkbox"/> yes: _____</p> <p>16.) Hinge supply <input type="checkbox"/> yes <input type="checkbox"/> no hinge type _____</p> <p>17.) Drawings <input type="checkbox"/> yes <input type="checkbox"/> no drawing nr.: _____</p>
----------------------------------------------------------------------------------------------------------------------------------------------------------------------------------------------------------------------------------------------------------------------------------------------------------------------------------------------------------------------------------------------------------------------------------------------------------------------------------------------------------------------------------------------------------------------------------------------------------------------------------------------------------------------------------------------------------------------------------------------------------------------------------------------------------------------------------------------------------------------------------------------------------------------------------------------------------------------------------------------------------------------------------------------------------------------------------------------------------------------------------------------------------------------------------------------------------------------------------------------------------------------------------------------------------------------------	--------------------------------------------------------------------------------------------------------------------------------------------------------------------------------------------------------------------------------------------------------------------------------------------------------------------------------------------------------------------------------------------------------------------------------------------------------------------------------------------------------------------------------------------------------------------------------------------------------------------------------------------------------------------------------------------------------------------------------------------------------------------------------------------------------------------------------------------------------------------------------------------------------------------------------------------------------------------------------------------------------------------------------------------------------------------------------------------------------------------------------------------------------------------------------------------------------------------------------------------------------------------------------------------------------------------------------------------------------------------------------------------------------------------------------------------------------	----------------------------------------------------------------------------------------------------------------------------------------------------------------------------------------------------------------------------------------------------------------------------------------------------------------------------------------------------------------------------------------------------------------------------------------------------------------------------------------------------------------------------------------------------------------------------------------------------------------------------------------------------------------------------------------------------------------------------------------------------------------------------------------------------------------------------------------------------------------------------------------------------------------------------------------------------------------------------------

pos.	profile type	MW	wall opening : RBB / RBH		height of transom for fanlight	handing DIN		2 doors	quantity total	EXTRA	price
			frame-rebate dimension : FB / FH	open size of frame : DB / DH		L	R				


order nr. _____ date: _____ signature : _____

Ideen ?

idee ?


ideas ?

DOUBLE ACTING





1. Wir über uns/ Referenzen	1. l'azienda / Referenze	1. the company/References
2. Typenübersicht	2. tipologia di casseporte	2. typical frame elevations
3. SPEED 3-teilige Schnellbauzarge	3. SPEED cassaporta in 3-pezzi per montaggio rapido	3. SPEED 3-part frame easy installation
4. S-2 2-teilige Zarge, nicht verstellbar	4. S-2 cassaporta in due pezzi, non regolabile	4. S-2 2-part frame, not adjustable
5. TELESCOP 2-teilige verstellbare Zarge	5. TELESCOP cassaporta regolabile	5. TELESCOP adjustable steel frame
6. SOLID 1-teilige Zarge MW/Mauerwerk 1-teilige Zarge GK/Trockenbauzarge	6. SOLID cassaporta in un pezzo MW/muratura cassaporta in un pezzo GK/parete in cartongesso	6. SOLID 1-part frame MW/concrete wall 1-part frame GK/stud wall
7. CORNER Eckzarge	7. CORNER cassaporta ad angolo	7. CORNER corner frame
8. BLOCK Blockzarge	8. BLOCK cassaporta per montaggio in luce	8. BLOCK frame for fixing flat in the wall
9. THZ Turnhallenzarge	9. THZ telaio speciale per palestra	9. THZ special frame for sport halls
10. DESIGN G-LINE M-LINE	10. DESIGN G-LINE M-LINE	10. DESIGN G-LINE M-LINE
11. F-LINE Fingerschutzzarge	11. F-LINE cassaporta antiinfortunistica	11. F-LINE frame with safety solution
12. DOUBLE ACTING Pendeltürzarge	12. DOUBLE ACTING cassaporta per porta a Ventola	12. DOUBLE ACTING double acting frame
13. SLIDE Schiebetürzarge v.d.W. Schiebetürzarge i.d.N. Schiebetürzarge i.d.W.	13. SLIDE scorrevole esterno parete scorrevole interno nicchia scorrevole interno parete	13. SLIDE sliding door external wall sliding door - in wall niche sliding door - internal wall
14. E-MOTION Drehschiebetür	14. E-MOTION porta rototraslante	14. E-MOTION rototraslation door system
15. Verglasungsrahmen/ Ganzglastür	15. telai per vetrate/ casseporte per porte in cristallo	15. steel frames for glazing/ steel frame for glass doors
16. Sonderelemente	16. elementi speciali	16. special frame elevations
17. Kämpferprofile/ Glashalteleisten	17. profili trasversi/ listelli fermavetro	17. transom bars/ glazing beads
18. Anwendungen/Optionals	18. applicazioni/optionals	18. applications/optionals
19. Bandsysteme	19. sistemi di cerniere	19. hinge systems
20. Schlosssysteme und Verriegelungen	20. sistemi di serrature e chiusure speciali	20. lock and access systems
21. OTS / ITS	21. OTS / ITS	21. OTS / ITS
22. Oberfläche und Materialien	22. Materiali e superfici	22. materials and surfaces
23. Allgemeine Informationen	23. informazioni tecniche generali	23. general technical informations



Schiebetüren haben einen vielseitigen Anwendungsbereich. Ob in der Wand, vor der Wand oder in einer Wandnische sind Schiebetüren vor allem Raumsparer.

Unsere Liefermöglichkeiten umfassen:

- Schiebetürzargen in Edelstahl oder pulverbeschichtet.
- Laufwerksabdeckung mit Inspektionsklappe
- Sonderarbeiten für Lichtschränke für autom. Türöffnung.
- Zusatzprofile für die Halterung der Anschlagdichtung beim Türblatt.
- Viele Wandanschlußmöglichkeiten.
- Große Farbauswahl.
- Maßfertigung.

Auch mit Bleieinlage für den Strahlenschutz.

Für Sonderwünsche kontaktieren Sie bitte unseren Verkaufsservice.

Casseporte per porte scorrevoli per costruzioni civili e costruzioni pubbliche.

Rema offre sistemi per porte scorrevoli interno parete, esterno parete, oppure scorrevoli che scorrono dentro una nicchia nella parete.

La ns. gamma:

- in acciaio inox oppure verniciato a polveri
- copriguida apribile per ispezione carello
- lavorazioni speciali per inserimento di fotocellule
- profili per inserimento guarnizioni anche per il battente
- applicazioni su vari tipi di costruzioni parete
- vasta gamma di colori
- costruzione su misura

Anche con inserimento di piombo per porte antiraggi.

Per richieste particolari Vi preghiamo di contattare il ns. servizio vendite

steel doorframes for sliding doors for housing projects and public buildings.

rema offers steel doorframes for sliding doors inside wall, outside wall or for installation in wall niche

our product range:

- stainless steel or powder coated
- cover with opening device for inspection of rail
- preparations for photoelectric cell
- special steel profile for rubber seal for the door panel
- for installation on different wall constructions
- big range of colours and surfaces
- custom made sizes

Available also with lead lining for x-ray protection

Please contact our technical service for special types or solutions.

**rema Stahlzarge Modell SLIDE V.D.W.,
Schiebetürzarge vor der Wand laufend**
Zarge verschweißt bzw. mit verschraubten Ecken
Ausführung als normale vor der Wand laufende
Schiebetür oder als in der Nische laufende
Schiebetür

Profil (Auswahl aus rema Profilvariante)
für stumpfes Türblatt; Türblattstärke (TS)...mm
für Ganzglastür ...mm

Material: verzinktes Stahlblech 1,5mm oder 2,0mm
bzw. Edelstahl V2A oder V4A 1,5mm
oder 2,0mm

Oberfläche: pulverbeschichtet RAL...
oder bei Edelstahl geschliffen K220
bzw. gebürstet Scotch Brite

eventuell mit Hohlkammerdichtung C1397 grau
oder schwarz

gerichtet für Laufschiene Modell...

Schloßvorrichtung ...

Abdeckklappe fix von oben verschraubt, bzw. als
klappbare Abdeckung

Montage Verschrauben oder Klemmen an die
Wandkonstruktion, bzw. zum Einmauern

**telaio rema modello SLIDE V.D.W., per
scorrevole esterno parete**
telaio con angoli saldati oppure con angoli avvitati
esecuzione porta scorrevole esterno parete
oppure scorrevole nella nicchia della parete

profilo (scelta della gamma di profili rema)
per porta a filo; spessore pannello (TS)...mm
per anta in vetro spessore ...mm

materiale: Lamiera zincata 1,5mm oppure 2,0mm
oppure lamiera INOX AISI304 oppure
AISI316 spessore 1,5mm oppure
2,0mm

superficie: verniciato a polveri RAL...
per telaio Inox satinato Scotch Brite
oppure K220

eventualmente con guarnizione C1397 grigio
oppure nero

predisposto per guida scorrevole modello ...

predisposizione serratura

copriguida avvitata fissa, oppure apribile

fissaggio con staffe, oppure da immurare

**rema steel frame model SLIDE V.D.W., sliding
door external wall**
frame with welded corners or screwed corners
for normal sliding door external wall or sliding in
wall niche

profile (choose from the rema profile range)
for flush door; leaf thickness (TS)...mm
for glass door ...mm

material: galvanized steel sheet 1,5mm or 2,0mm
or Stainless steel sheet V2A or V4A
1,5mm or 2,0mm

surface: powder coated RAL...
for stainless steel satinated K220 or
Scotch Brite

possible with rubber seal C1397 grey or black

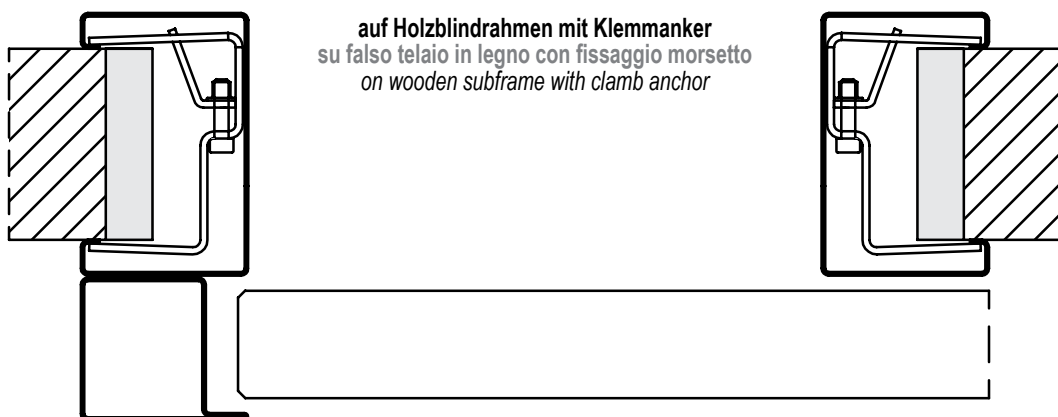
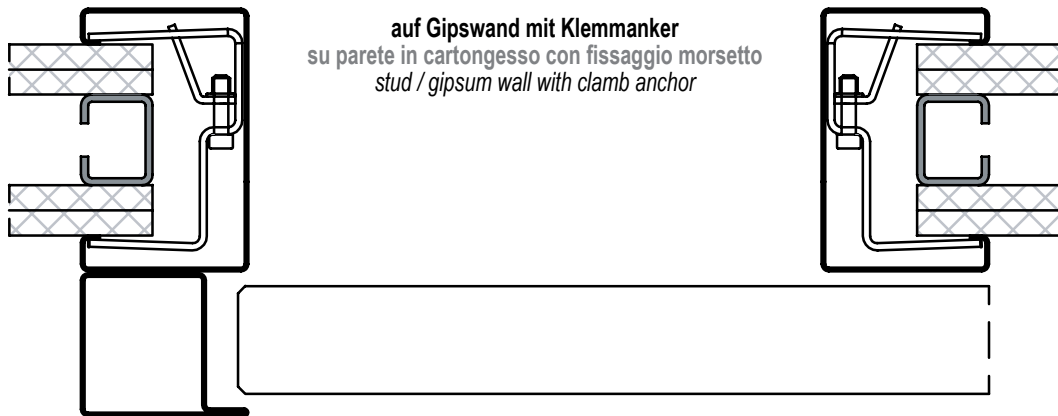
prep for sliding mechanism model...

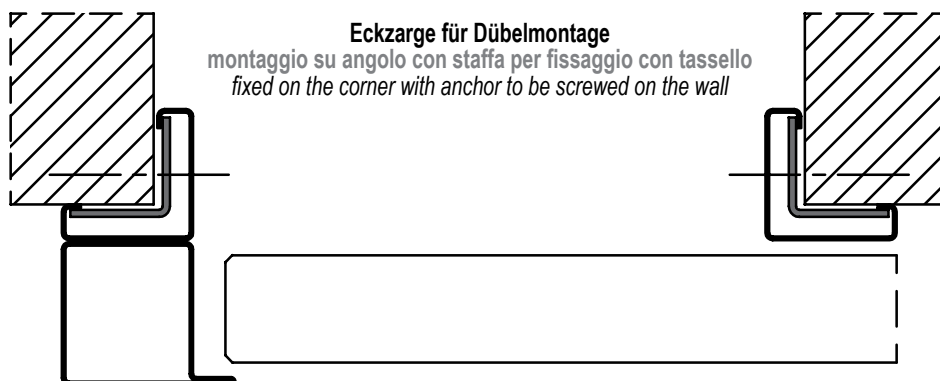
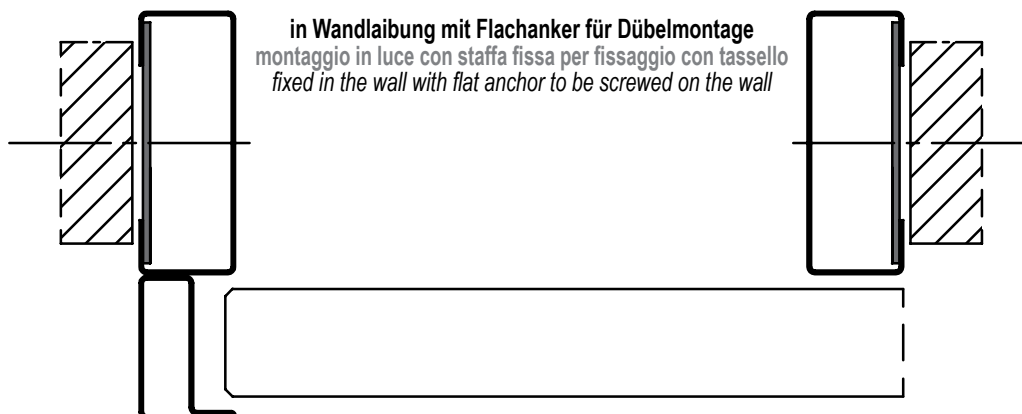
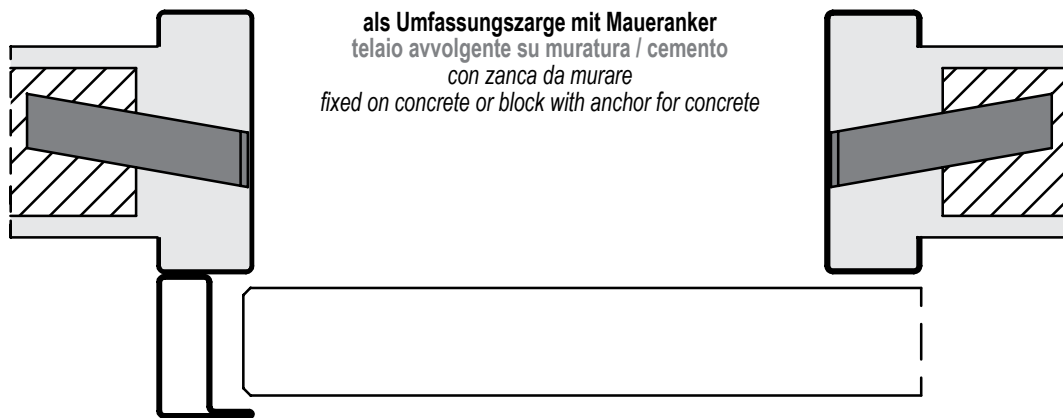
lock prep

Cover fixed from the top, or openable

fixing with brackets or for concrete backfilling

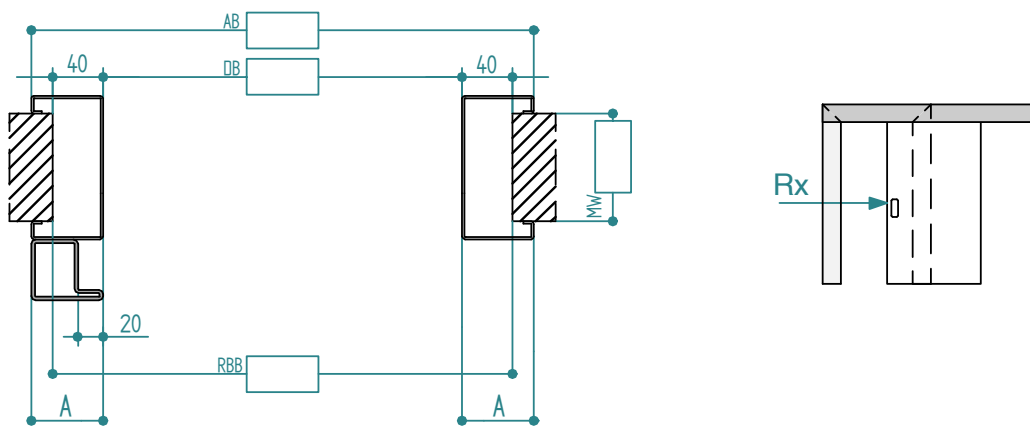
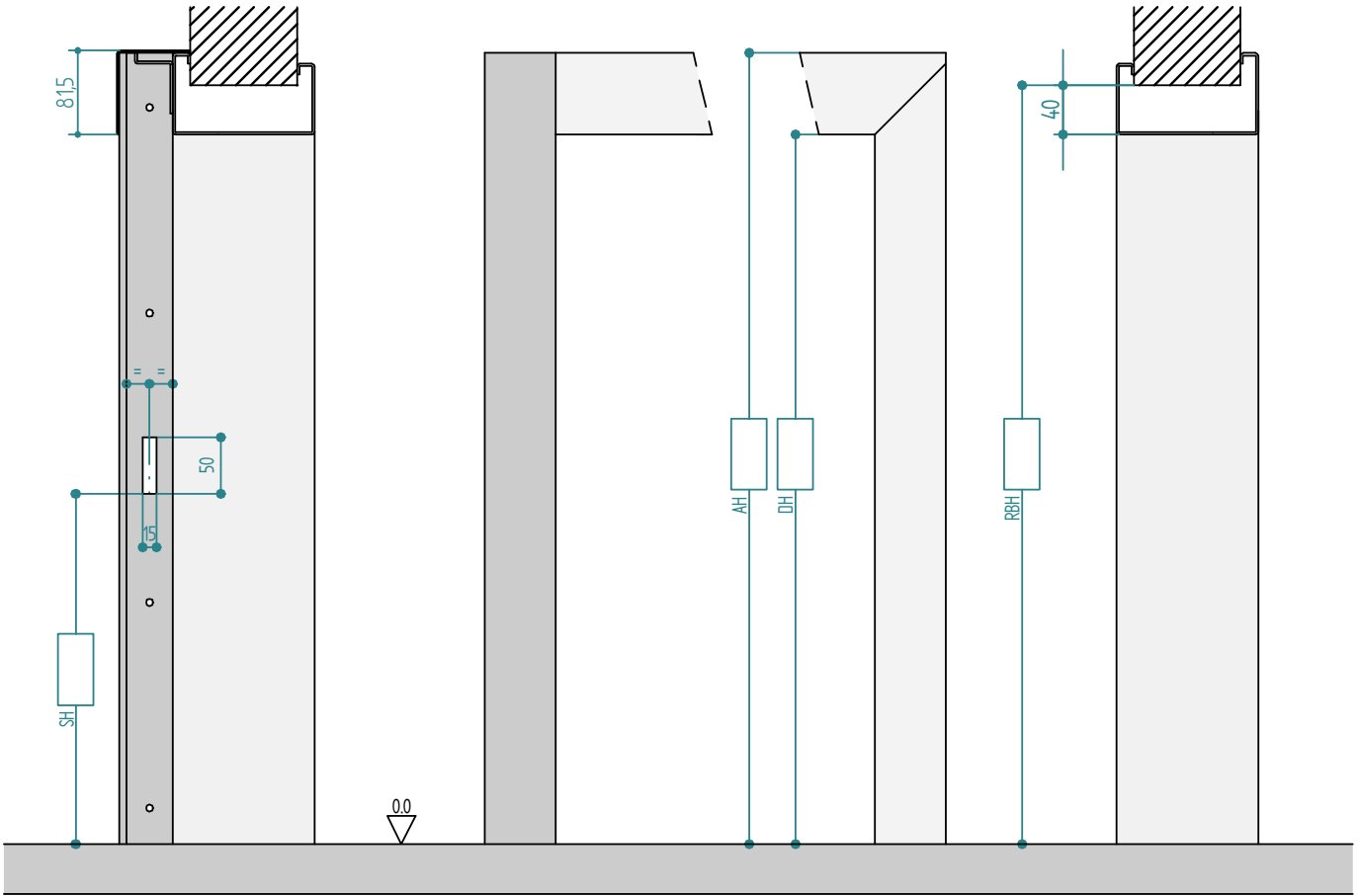






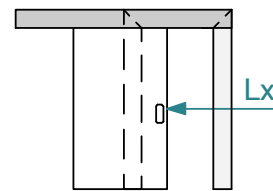
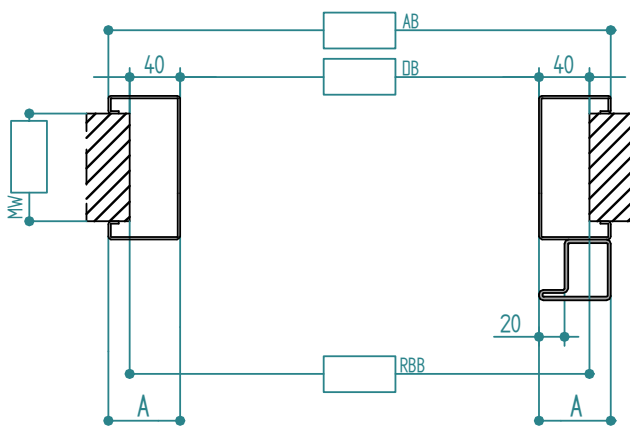
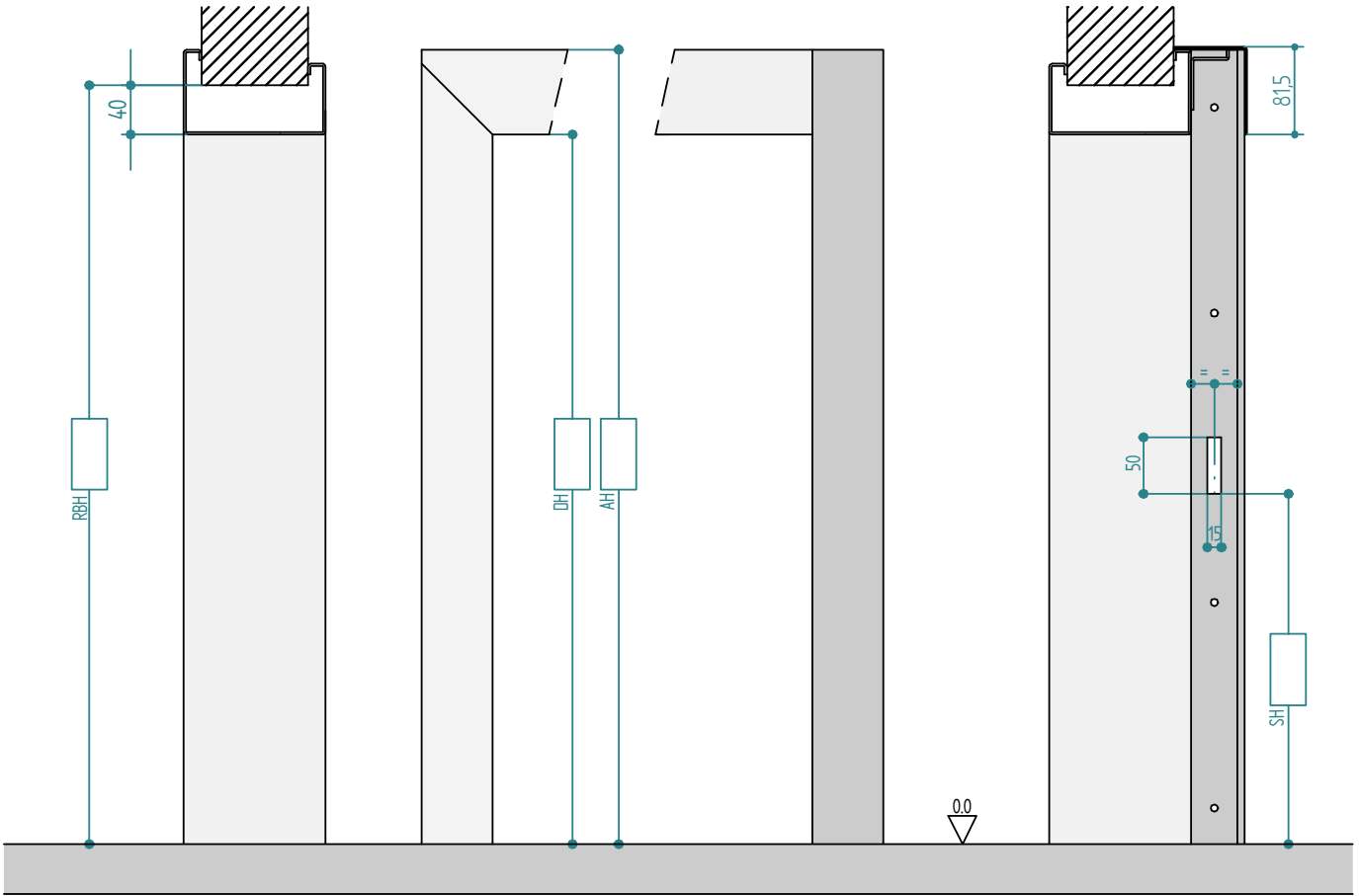
3A

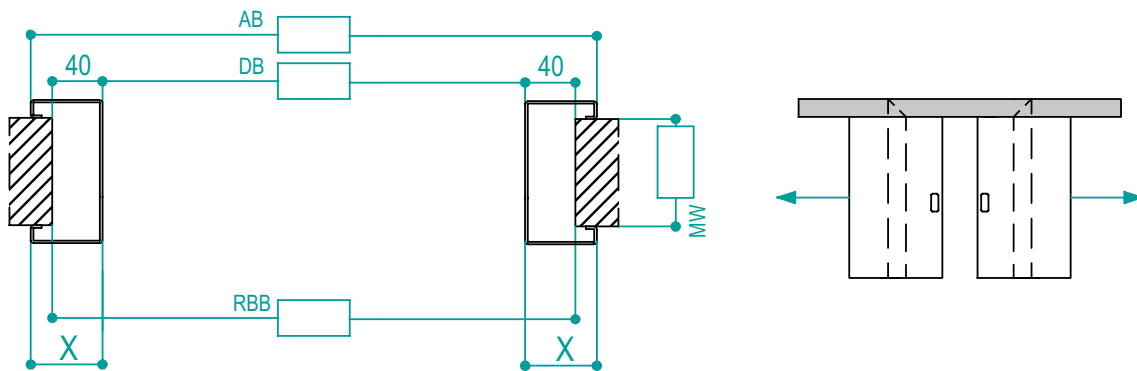
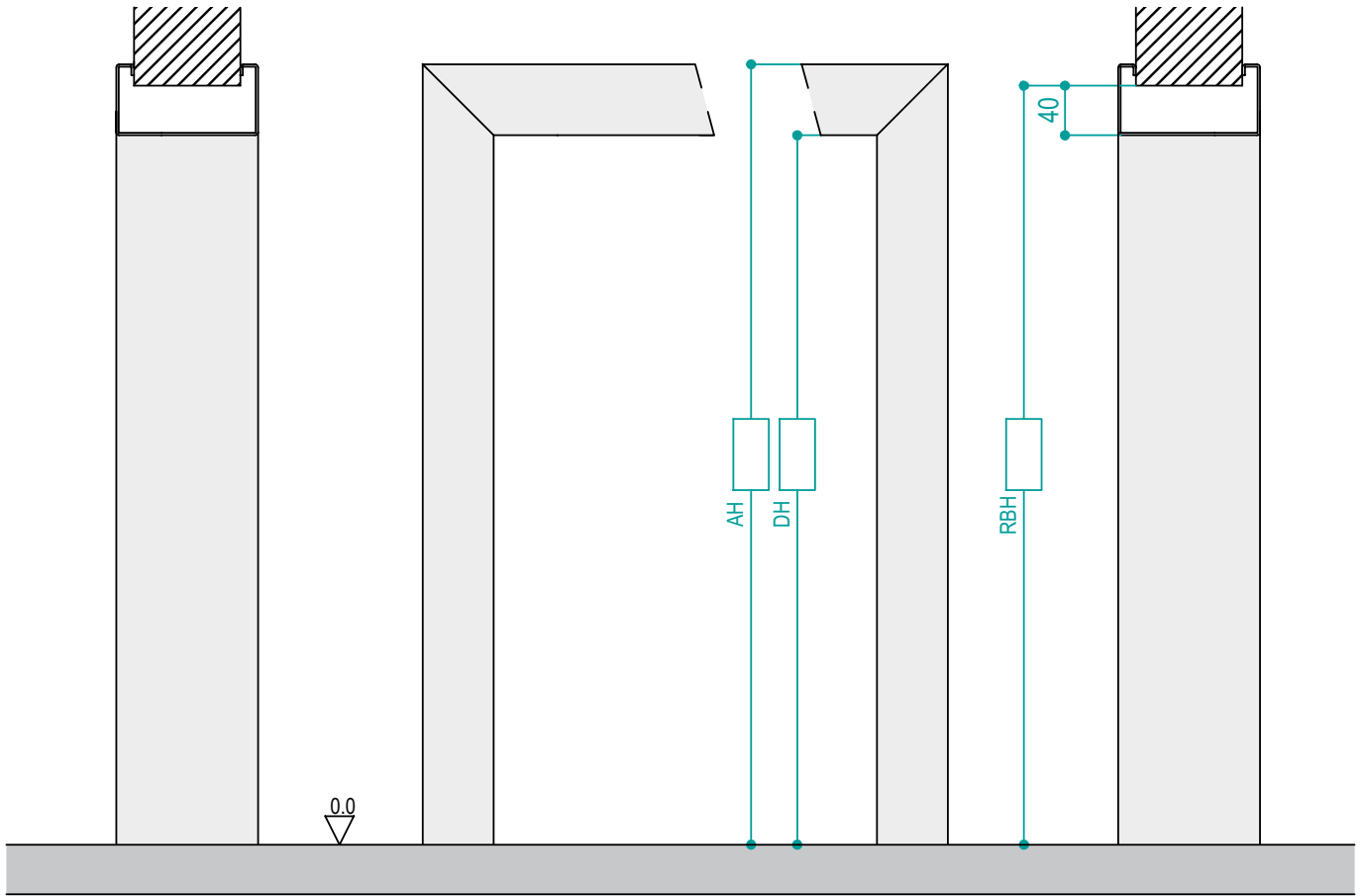
SLIDE V.D.W

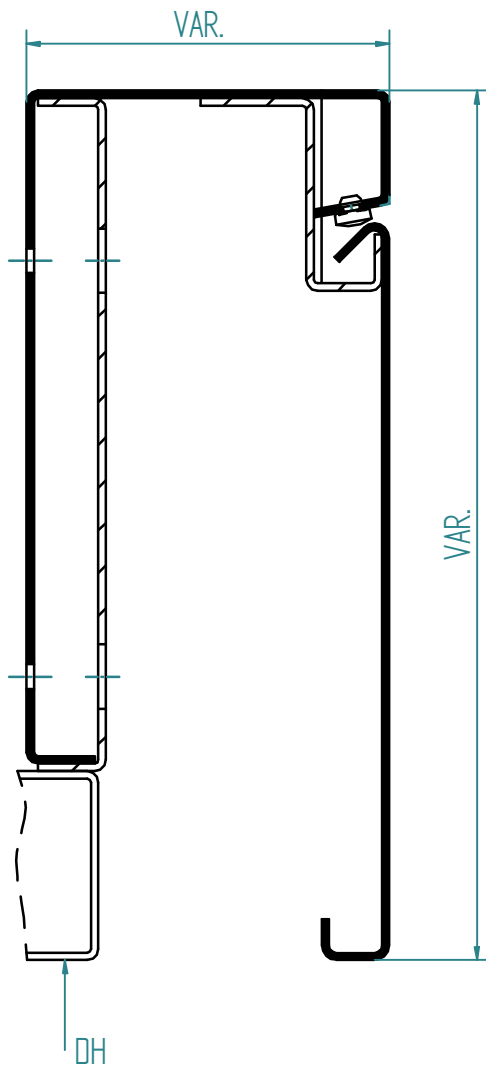


3A

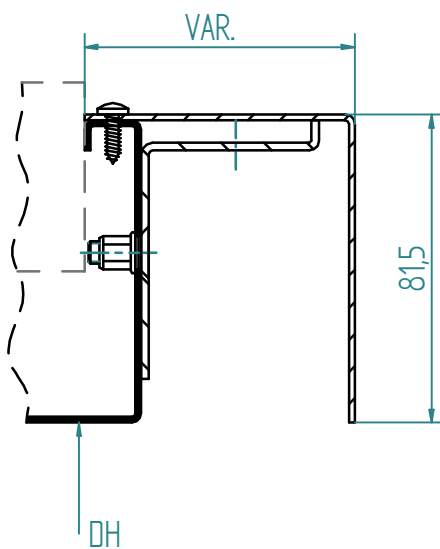
SLIDE V.D.W.



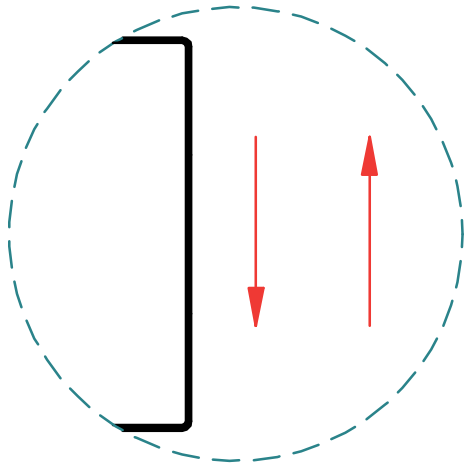




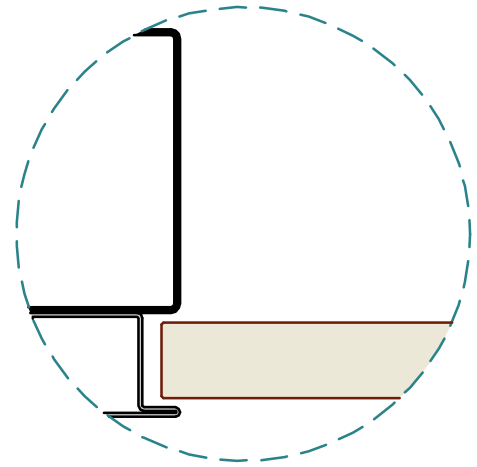
Abdeckprofil klappbar
profilo di copertura apribile
cover profile openable



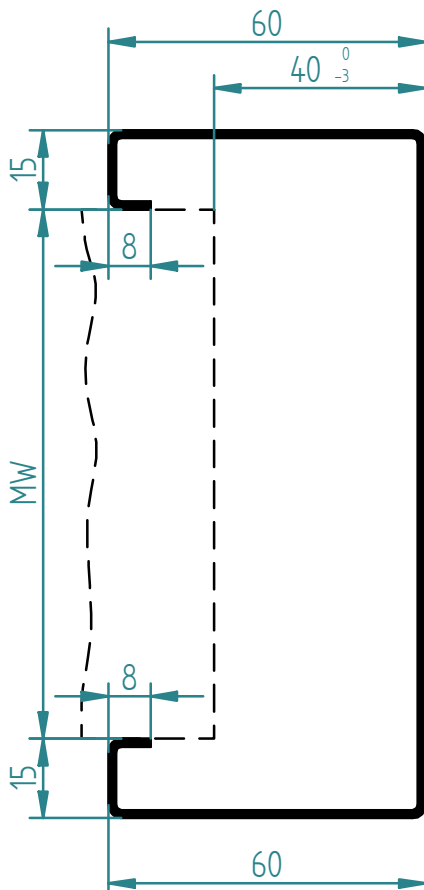
Abdeckprofil verschraubt
profilo di copertura avvitato
cover profile screwed



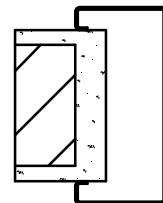
Durchgangszarge
 telai di passaggio
 trespassing frames



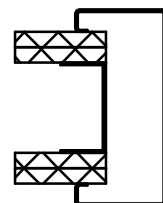
Stahlzarge für Schiebetür
 casseporte per porte scorrevoli
 steel frames for sliding doors



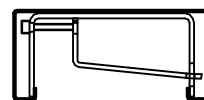
Montage auf fertiger Wand
 montaggio su parete finita
 fitting on finished wall



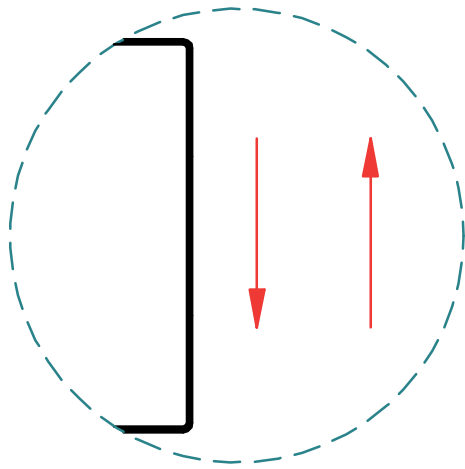
Montage auf Gipswand
 montaggio su parete
 in cartongesso
 fitting on stud/gypsum wall



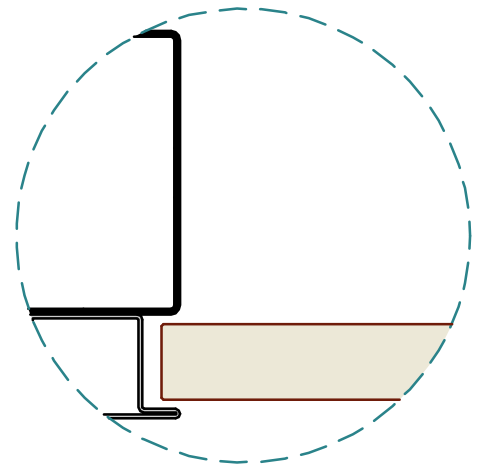
Befestigung Hutanker
 fissaggio staffe ad "U"
 fixing with "U" bracket



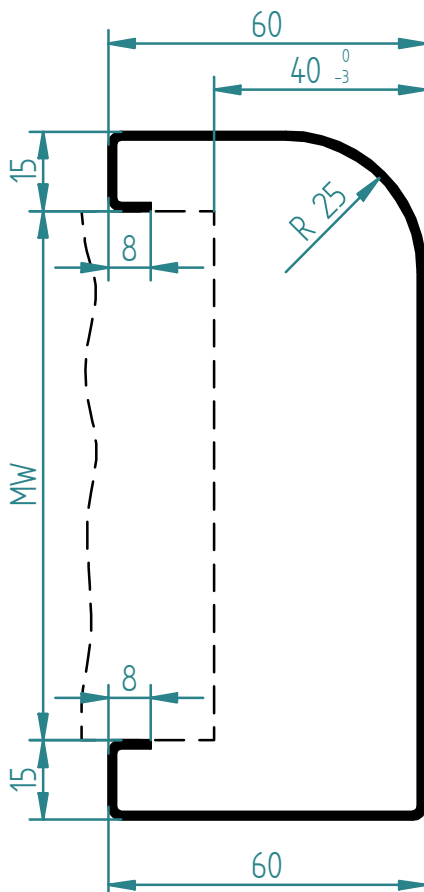
Befestigung Klemmbügel
 fissaggio morsetto
 fitting with clumb



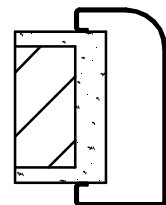
Durchgangszarge
 telai di passaggio
 trespassing frames



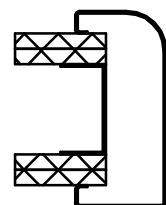
Stahlzarge für Schiebetür
 casseporte per porte scorrevoli
 steel frames for sliding doors



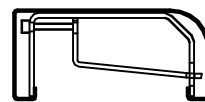
Montage auf fertiger Wand
 montaggio su parete finita
 fitting on finished wall



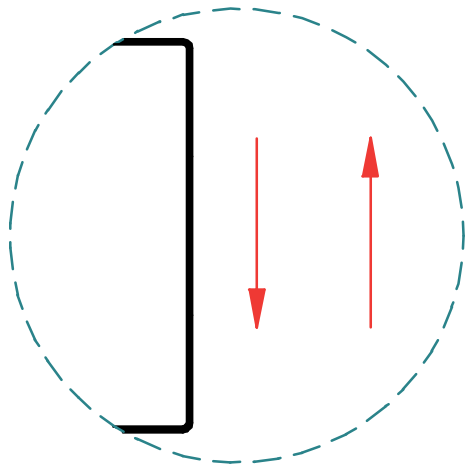
Montage auf Gipswand
 montaggio su parete
 in cartongesso
 fitting on stud/gypsum wall



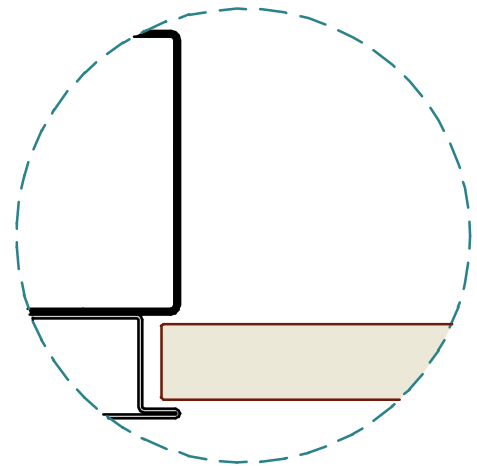
Befestigung Hutanker
 fissaggio staffe ad "U"
 fixing with "U" bracket



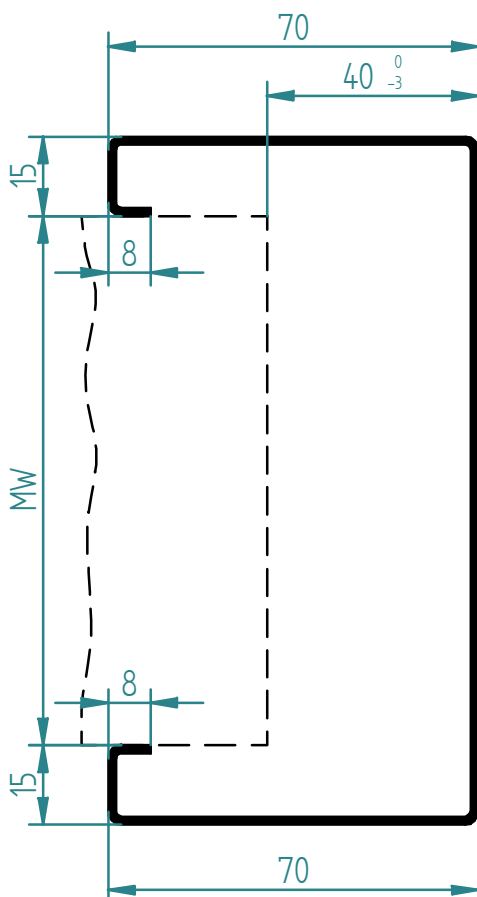
Befestigung Klemmbügel
 fissaggio morsetto
 fitting with clumb



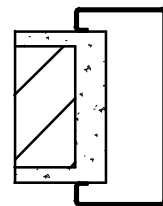
Durchgangszarge
 telai di passaggio
 trespassing frames



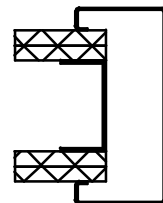
Stahlzarge für Schiebetür
 casseporte per porte scorrevoli
 steel frames for sliding doors



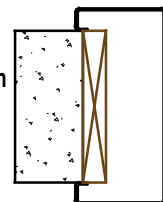
Montage auf fertiger Wand
 montaggio su parete finita
 fitting on finished wall



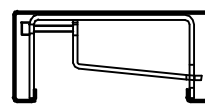
Montage auf Gipswand
 montaggio su parete
 in cartongesso
 fitting on stud/gypsum wall



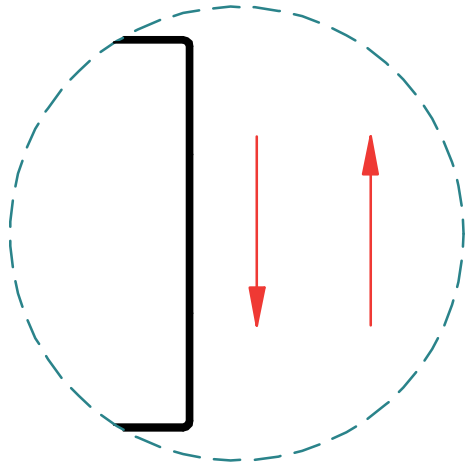
Montage auf Holzblindrahmen
 montaggio su falso telaio
 fitting on wooden subframe



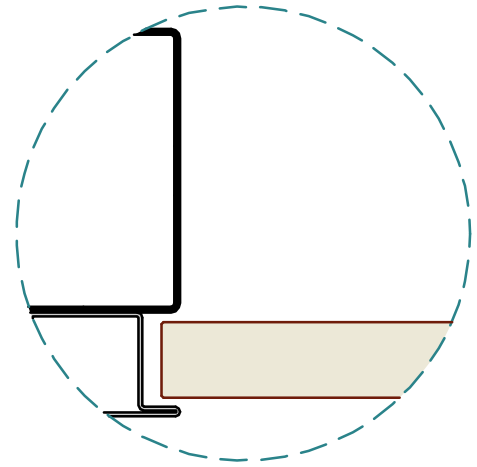
Befestigung Hutanker
 fissaggio staffe ad "U"
 fixing with "U" bracket



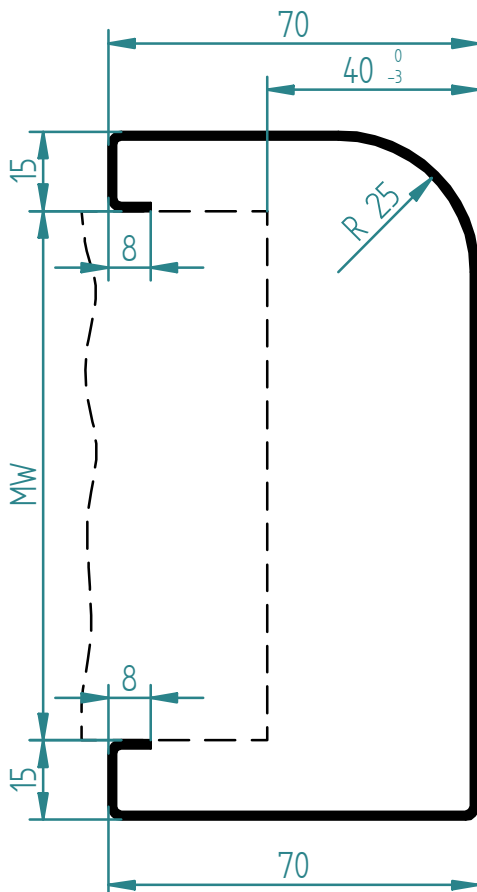
Befestigung Klemmbügel
 fissaggio morsetto
 fitting with clumb



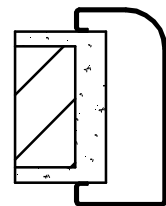
Durchgangszarge
 telai di passaggio
 trespassing frames



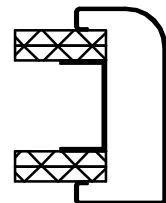
Stahlzarge für Schiebetür
 casseporte per porte scorrevoli
 steel frames for sliding doors



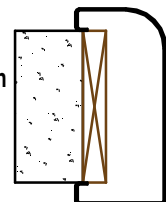
Montage auf fertiger Wand
 montaggio su parete finita
 fitting on finished wall



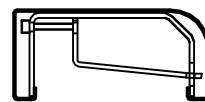
Montage auf Gipswand
 montaggio su parete
 in cartongesso
 fitting on stud/gypsum wall



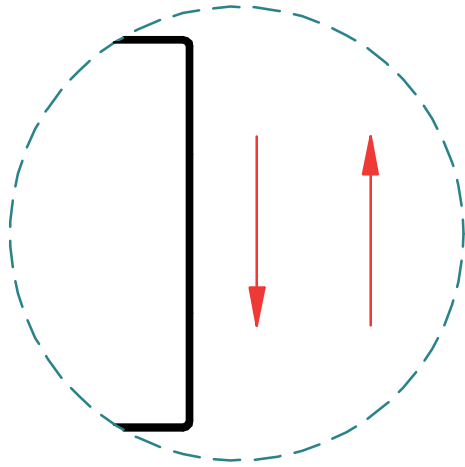
Montage auf Holzblindrahmen
 montaggio su falso telaio
 fitting on wooden subframe



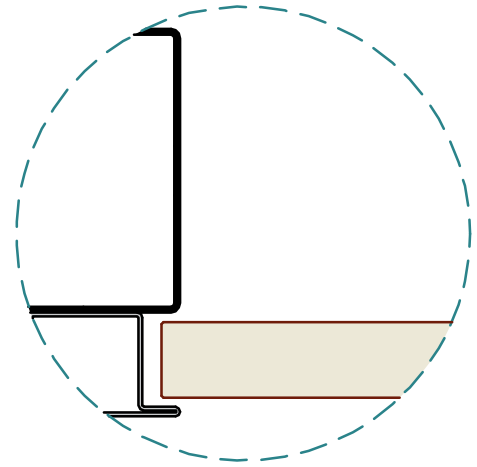
Befestigung Hutanker
 fissaggio staffe ad "U"
 fixing with "U" bracket



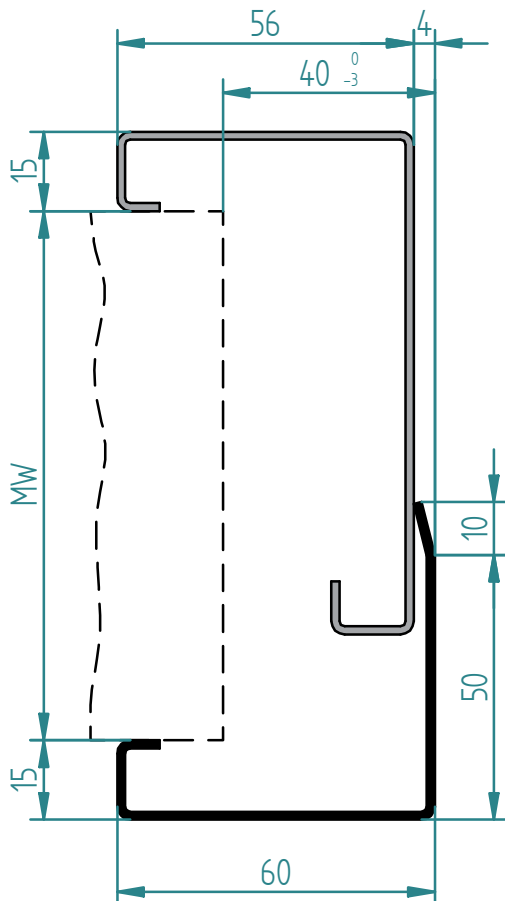
Befestigung Klemmbügel
 fissaggio morsetto
 fitting with clumb



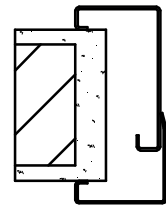
Durchgangszarge
 telai di passaggio
 trespassing frames



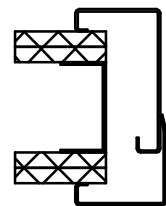
Stahlzarge für Schiebetür
 casseporte per porte scorrevoli
 steel frames for sliding doors



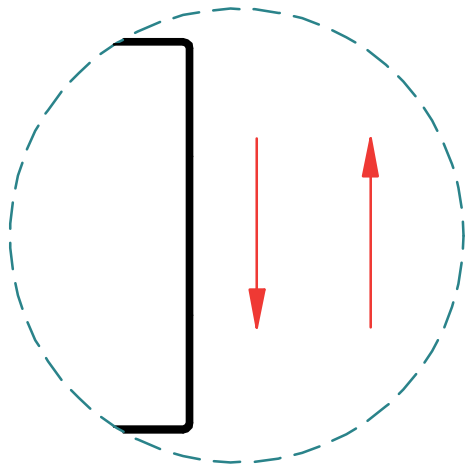
Montage auf fertiger Wand
 montaggio su parete finita
 fitting on finished wall



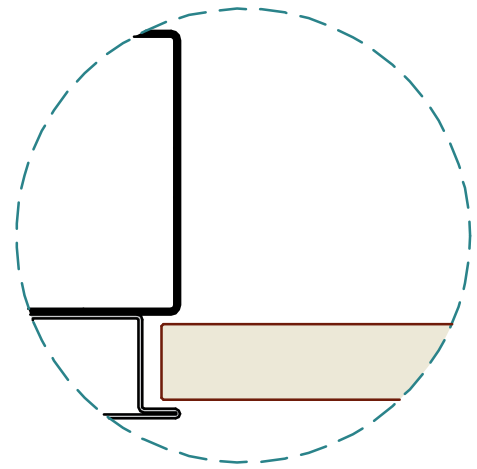
Montage auf Gipswand
 montaggio su parete
 in cartongesso
 fitting on stud/gypsum wall



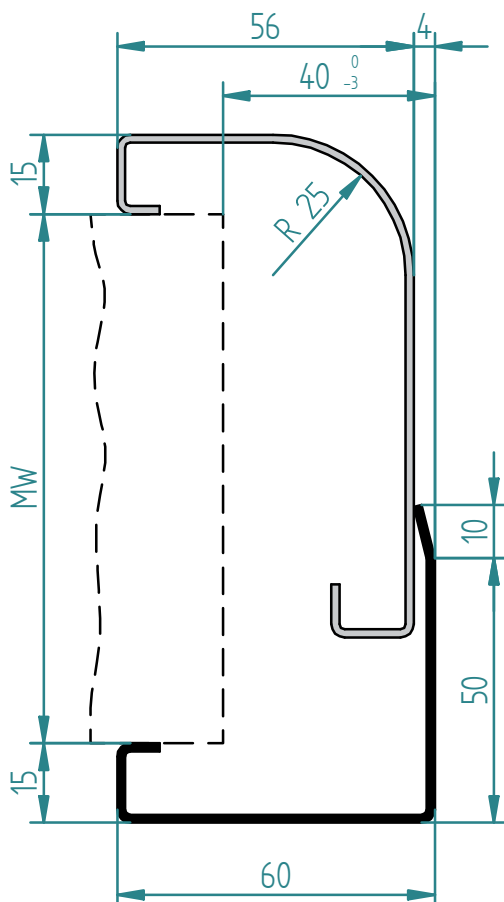
Befestigung: Lasche 4007-4207
 fissaggio: staffa di fissaggio 4007-4207
 fitting: with fixing clamp 4007-4207



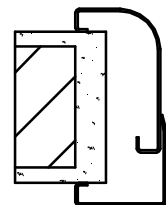
Durchgangszarge
 telai di passaggio
 trespassing frames



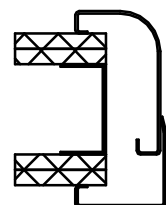
Stahlzarge für Schiebetür
 casseporte per porte scorrevoli
 steel frames for sliding doors



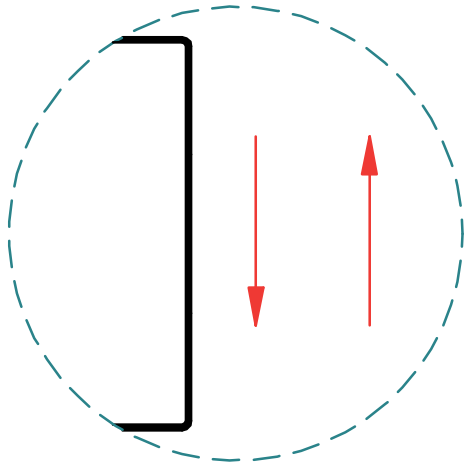
Montage auf fertiger Wand
 montaggio su parete finita
 fitting on finished wall



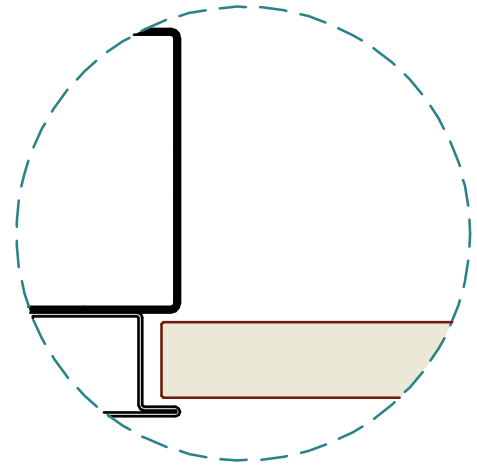
Montage auf Gipswand
 montaggio su parete
 in cartongesso
 fitting on stud/gypsum wall



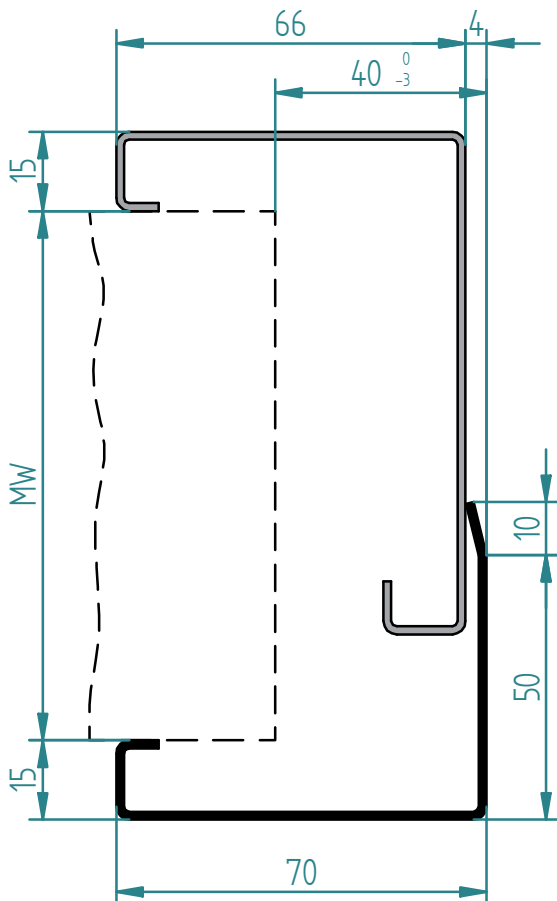
Befestigung: Lasche 4007-4207
 fissaggio: staffa di fissaggio 4007-4207
 fitting: with fixing clamp 4007-4207



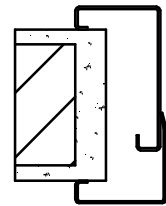
Durchgangszarge
 telai di passaggio
 trespassing frames



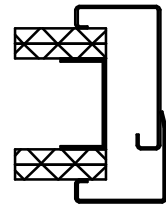
Stahlzarge für Schiebetür
 casseporte per porte scorrevoli
 steel frames for sliding doors



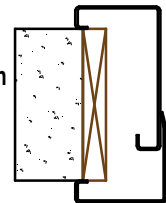
Montage auf fertiger Wand
 montaggio su parete finita
 fitting on finished wall



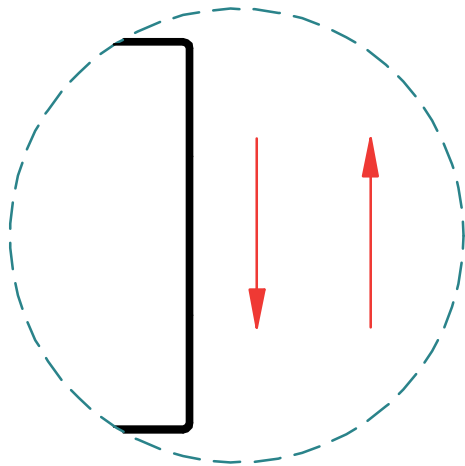
Montage auf Gipswand
 montaggio su parete
 in cartongesso
 fitting on stud/gypsum wall



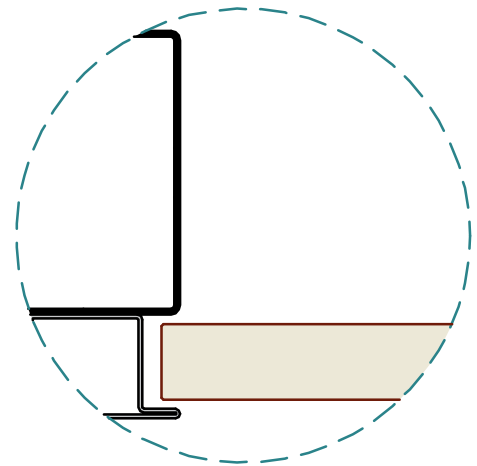
Montage auf Holzblindrahmen
 montaggio su falso telaio
 fitting on wooden subframe



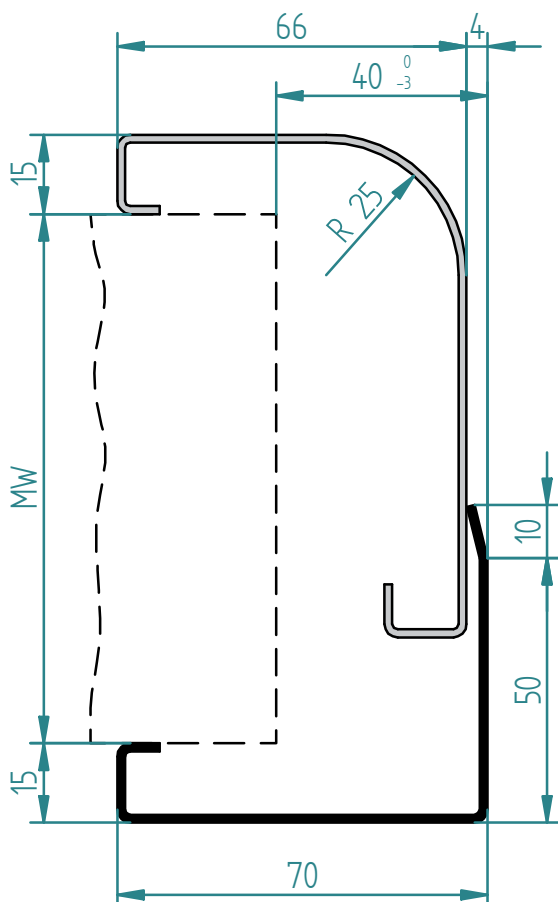
Befestigung: Lasche 4007-4207
 fissaggio: staffa di fissaggio 4007-4207
 fitting: with fixing clamp 4007-4207



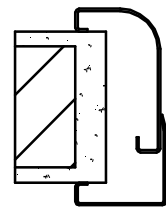
Durchgangszarge
 telai di passaggio
 trespassing frames



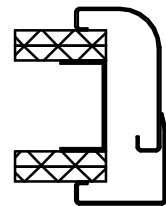
Stahlzarge für Schiebetür
 casseporte per porte scorrevoli
 steel frames for sliding doors



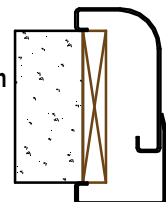
Montage auf fertiger Wand
 montaggio su parete finita
 fitting on finished wall



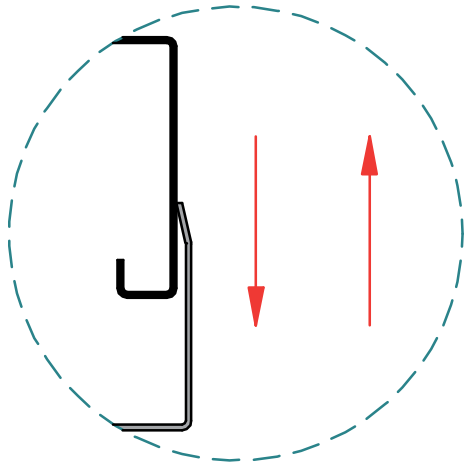
Montage auf Gipswand
 montaggio su parete
 in cartongesso
 fitting on stud/gypsum wall



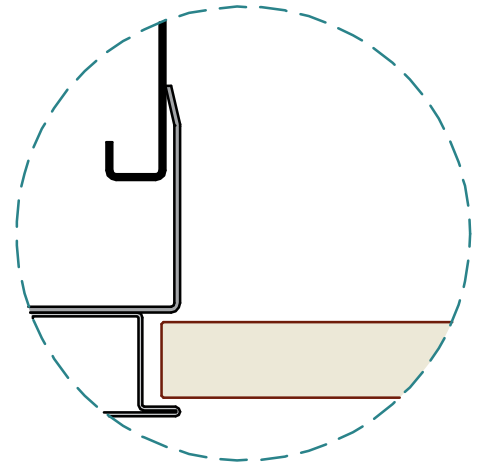
Montage auf Holzblindrahmen
 montaggio su falso telaio
 fitting on wooden subframe



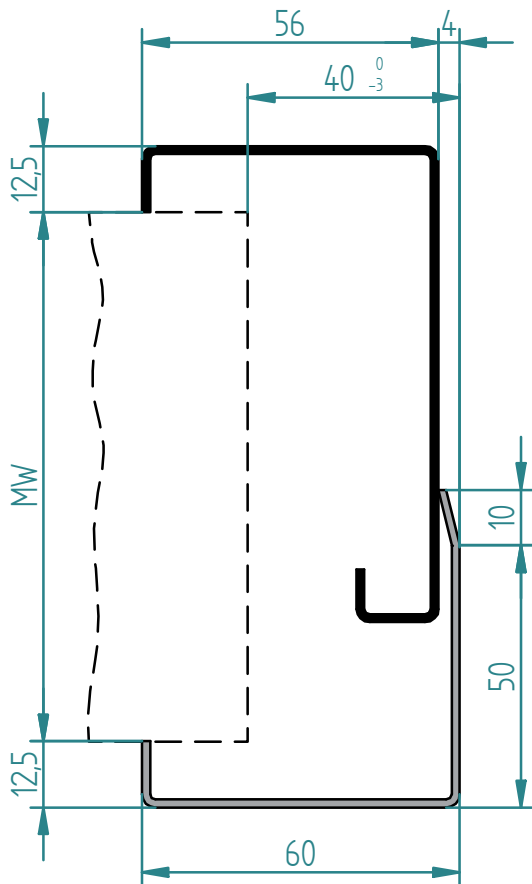
Befestigung: Lasche 4007-4207
 fissaggio: staffa di fissaggio 4007-4207
 fitting: with fixing clamp 4007-4207



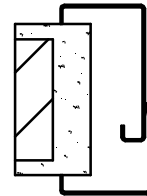
Durchgangszarge
 telai di passaggio
 trespassing frames



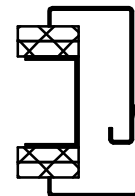
Stahlzarge für Schiebetür
 casseporte per porte scorrevoli
 steel frames for sliding doors



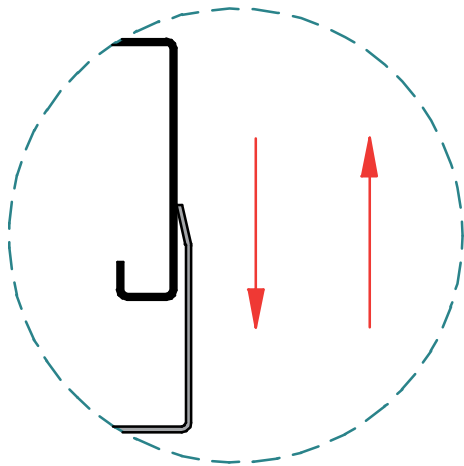
Montage auf fertiger Wand
 montaggio su parete finita
 fitting on finished wall



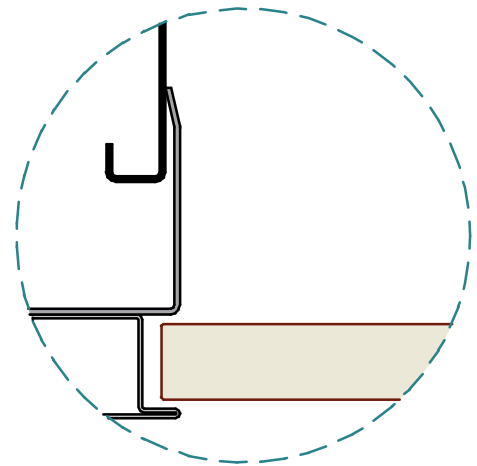
Montage auf Gipswand
 montaggio su parete
 in cartongesso
 fitting on stud/gypsum wall



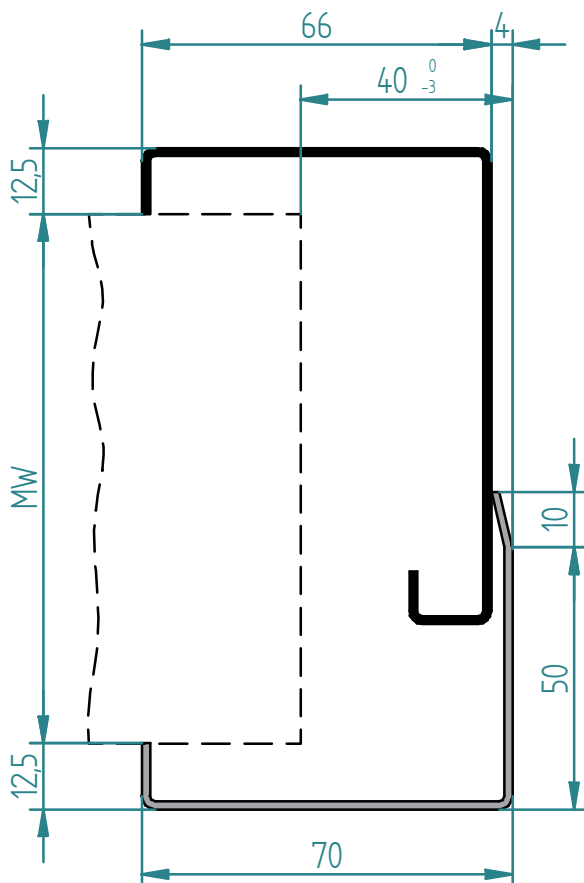
Befestigung: Lasche 4007-4207
 fissaggio: staffa di fissaggio 4007-4207
 fitting: with fixing clamp 4007-4207



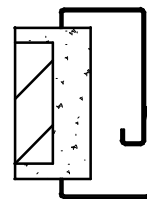
Durchgangszarge
 telai di passaggio
 trespassing frames



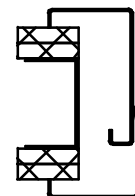
Stahlzarge für Schiebetür
 casseporte per porte scorrevoli
 steel frames for sliding doors



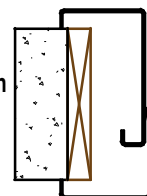
Montage auf fertiger Wand
 montaggio su parete finita
 fitting on finished wall



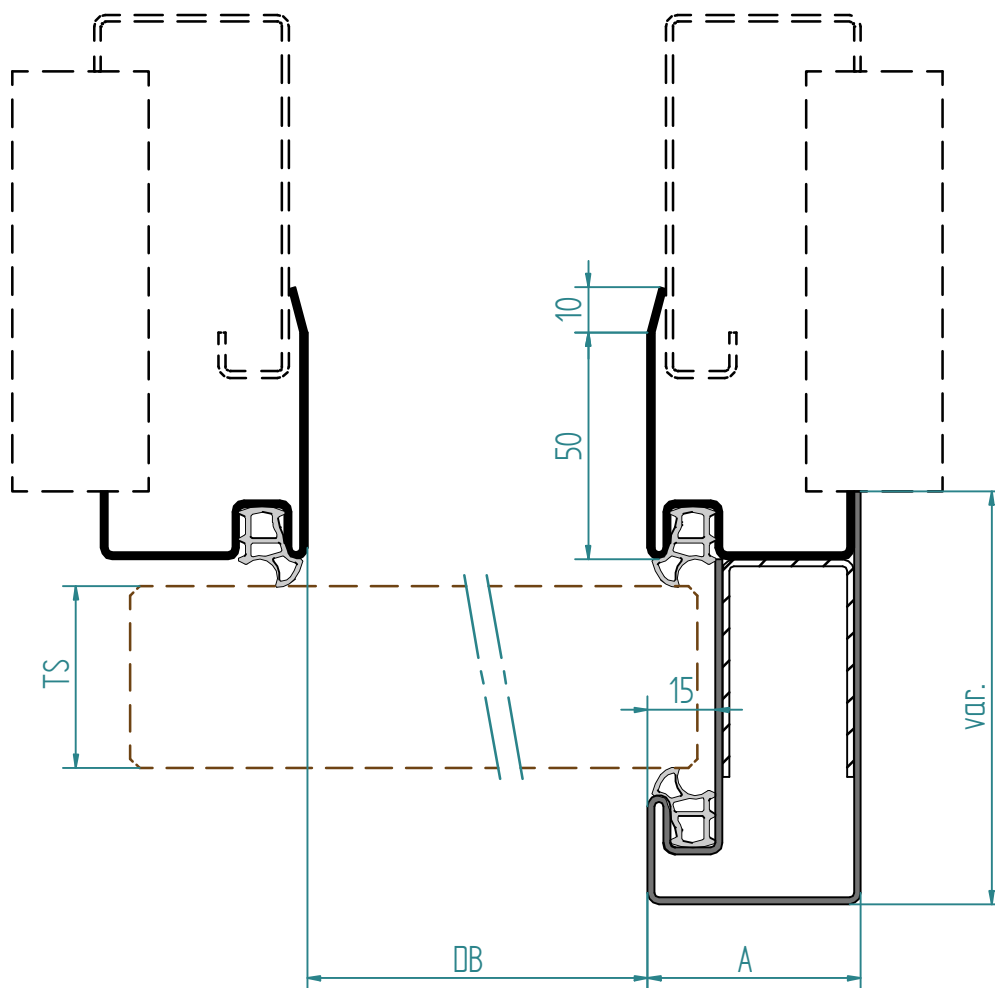
Montage auf Gipswand
 montaggio su parete
 in cartongesso
 fitting on stud/gypsum wall

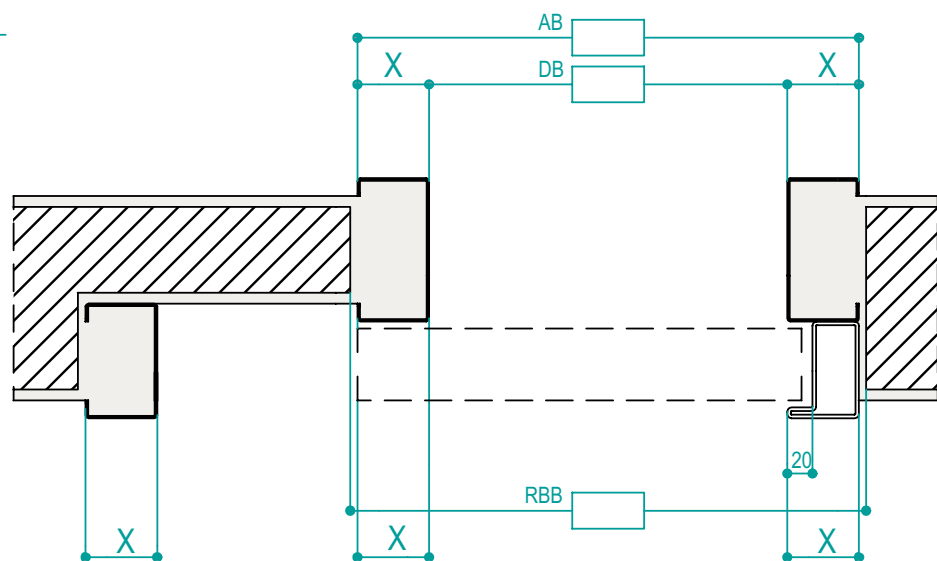
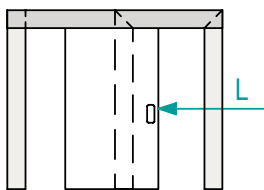
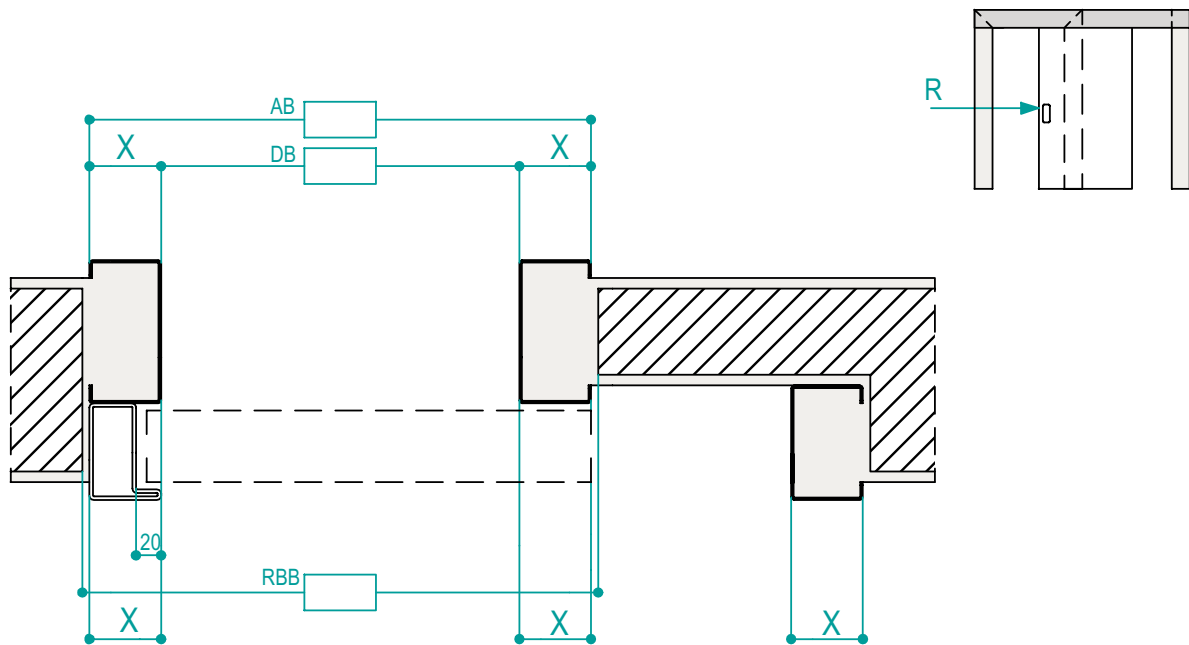


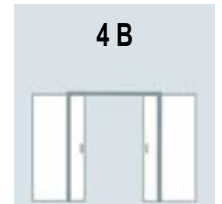
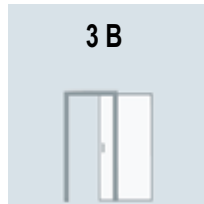
Montage auf Holzblindrahmen
 montaggio su falso telaio
 fitting on wooden subframe



Befestigung: Lasche 4007-4207
 fissaggio: staffa di fissaggio 4007-4207
 fitting: with fixing clamp 4007-4207







Schiebetüren haben einen vielseitigen Anwendungsbereich. Ob in der Wand, vor der Wand oder in einer Wandnische sind Schiebetüren vor allem Raumsparer.

Unsere Liefermöglichkeiten umfassen:

- Schiebetürzargen in Edelstahl oder pulverbeschichtet.
- Sonderarbeiten für Lichtschränke für autom. Türöffnung.
- Zusatzprofile für die Halterung der Anschlagdichtung beim Türblatt.
- Viele Wandanschlußmöglichkeiten.
- Große Farbauswahl.
- Maßfertigung.

Auch mit Bleieinlage für den Strahlenschutz.

Für Sonderwünsche kontaktieren Sie bitte unseren Verkaufsservice.

Casseporte per porte scorrevoli per costruzioni civili e costruzioni pubbliche.

Rema offre sistemi per porte scorrevoli interno parete, esterno parete, oppure scorrevoli che scorrono dentro una nicchia nella parete.

La ns. gamma:

- in acciaio inox oppure verniciato a polveri
- lavorazioni speciali per inserimento di fotocellule
- profili per inserimento guarnizioni anche per il battente
- applicazioni su vari tipi di costruzioni parete
- vasta gamma di colori
- costruzione su misura

Anche con inserimento di piombo per porte antiraggi.

Per richieste particolari Vi preghiamo di contattare il ns. servizio vendite.

steel doorframes for sliding doors for housing projects and public buildings

rema offers steel doorframes for sliding doors inside wall, outside wall or for installation in wall niche

our product range:

- stainless steel or powder coated
- preparations for photoelectric cell
- special steel profile for rubber seal for the door panel
- for installation on different wall constructions
- big range of colours and surfaces
- custom made sizes

Available also with lead lining for x-ray protection

Please contact our technical service for special types or solutions.

**rema Stahlzarge Modell SLIDE I.D.W.,
Schiebetürzarge in der Wand laufend**
Zarge verschweißt bzw. mit verschraubten Ecken

Profil (Auswahl aus rema Profilvariante)
für stumpfes Türblatt; Türblattstärke (TS)...mm
für Ganzglastür ...mm

Material: verzinktes Stahlblech 1,5mm oder 2,0mm
bzw. Edelstahl V2A oder V4A 1,5mm
oder 2,0mm

Oberfläche: pulverbeschichtet RAL...
oder bei Edelstahl geschliffen K220
bzw. gebürstet Scotch Brite

Schloßvorrichtung ...

Montage Verschrauben an die Wandkonstruktion

**telaio rema modello SLIDE I.D.W., per
scorrevole interno parete**
telaio con angoli saldati oppure con angoli avvitati

profilo (scelta della gamma di profili rema)
per porta a filo; spessore pannello (TS)...mm
per anta in vetro spessore ...mm

materiale: Lamiera zincata 1,5mm oppure 2,0mm
oppure lamiera INOX AISI304 oppure
AISI316 spessore 1,5mm oppure
2,0mm

superficie: verniciato a polveri RAL...
per telaio Inox satinato Scotch Brite
oppure K220

predisposizione serratura
fissaggio con staffe

**rema steel frame model SLIDE I.D.W., sliding
door internal wall**
frame with welded corners or screwed corners

profile (choose from the rema profile range)
for flush door; leaf thickness (TS)...mm
for glass door ...mm

material:galvanized steel sheet 1,5mm or 2,0mm
or Stainless steel sheet V2A or V4A
1,5mm or 2,0mm

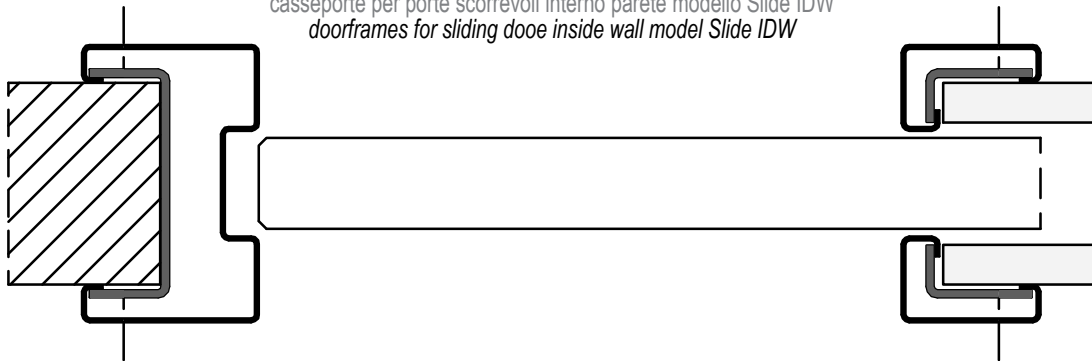
surface:powder coated RAL...
for stainless steel satinated K220 or
Scotch Brite

lock prep


fixing with brackets or for concrete backfilling




Schiebetürzargen in der Wand / Slide i.D.W
cassepporte per porte scorrevoli interno parete modello Slide IDW
doorframes for sliding dooe inside wall model Slide IDW



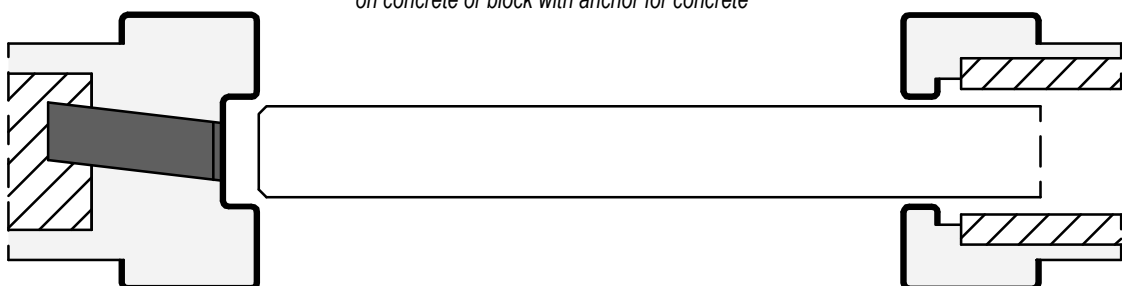
auf fertiger Wand mit U-Anker
su parete finita con fissaggio a U
on finish wall with U-anchor



Teleskopprofil auf fertiger Wand
profilo telescopico su parete finita
telescopic profile on finished wall

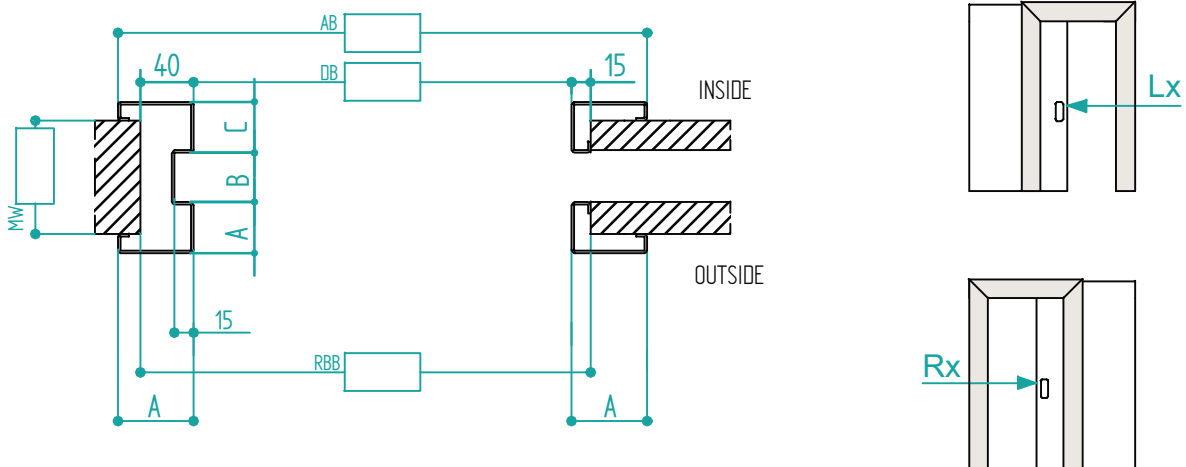
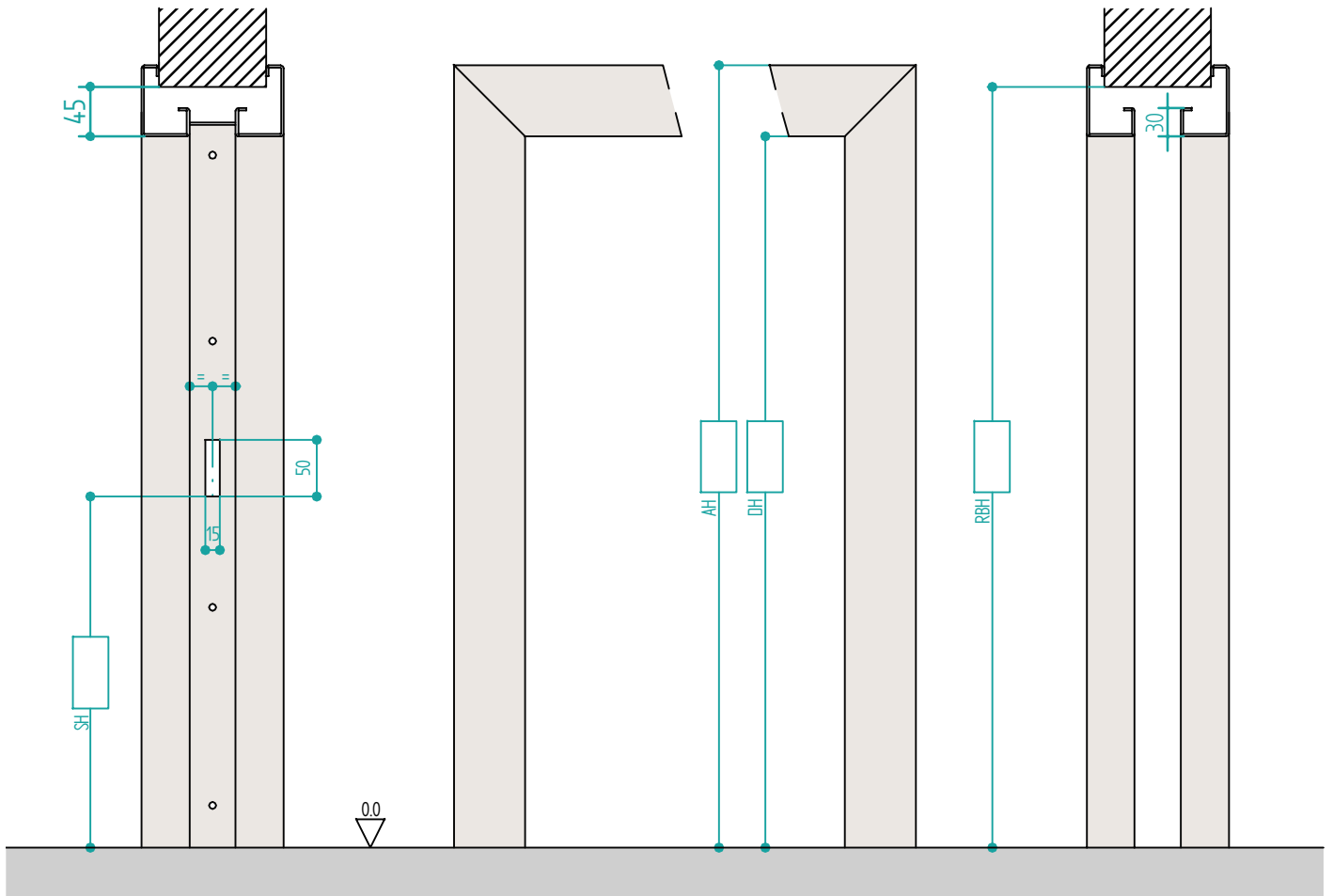


auf Mauerwerk mit Maueranker
su muratura con zanca a muro
on concrete or block with anchor for concrete



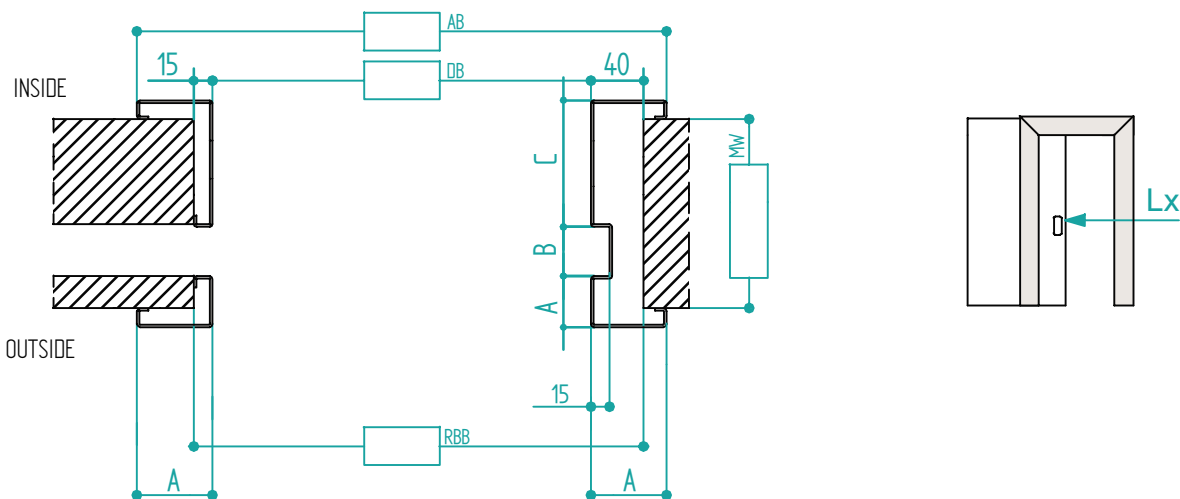
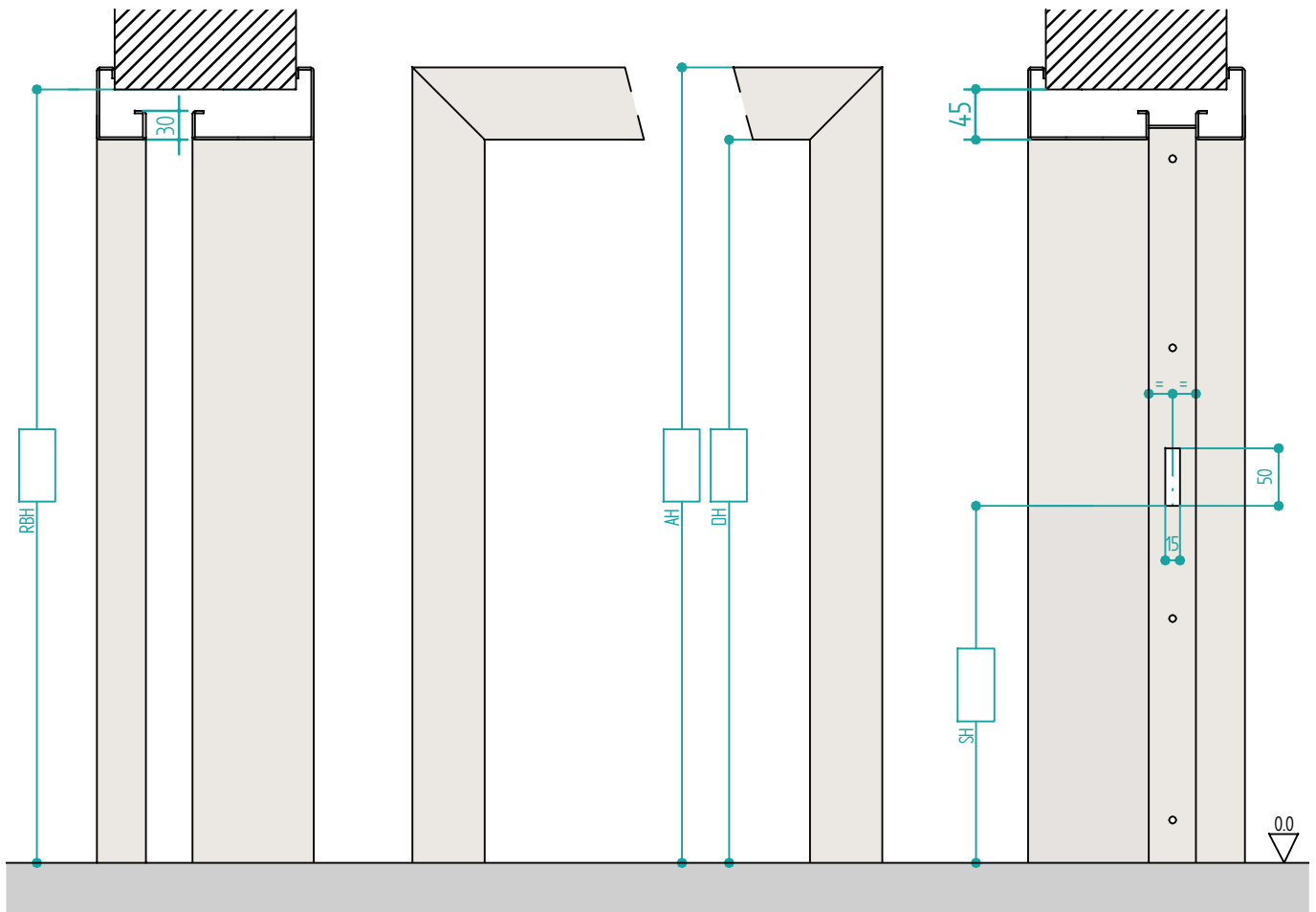
3 B symetric L/R

SLIDE I.D.W.



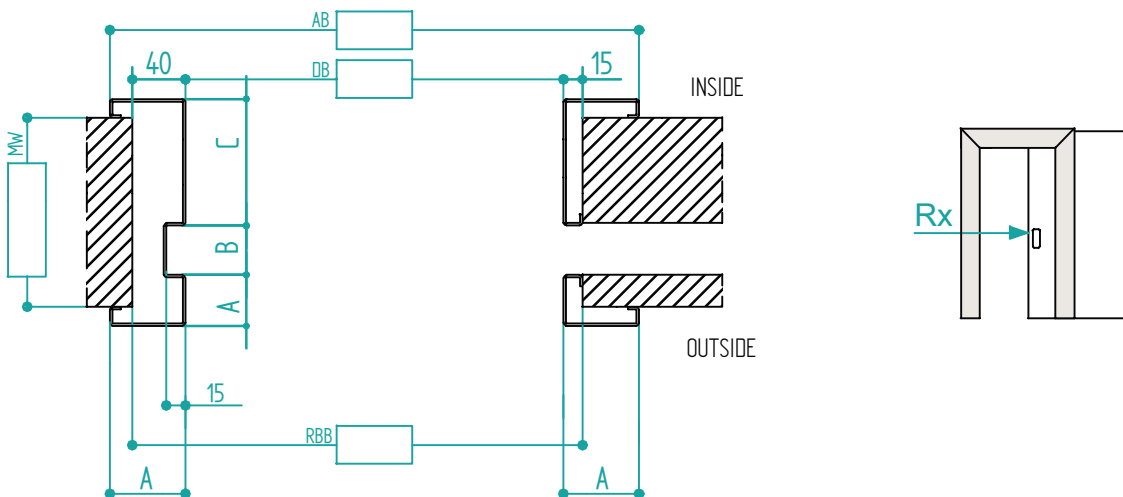
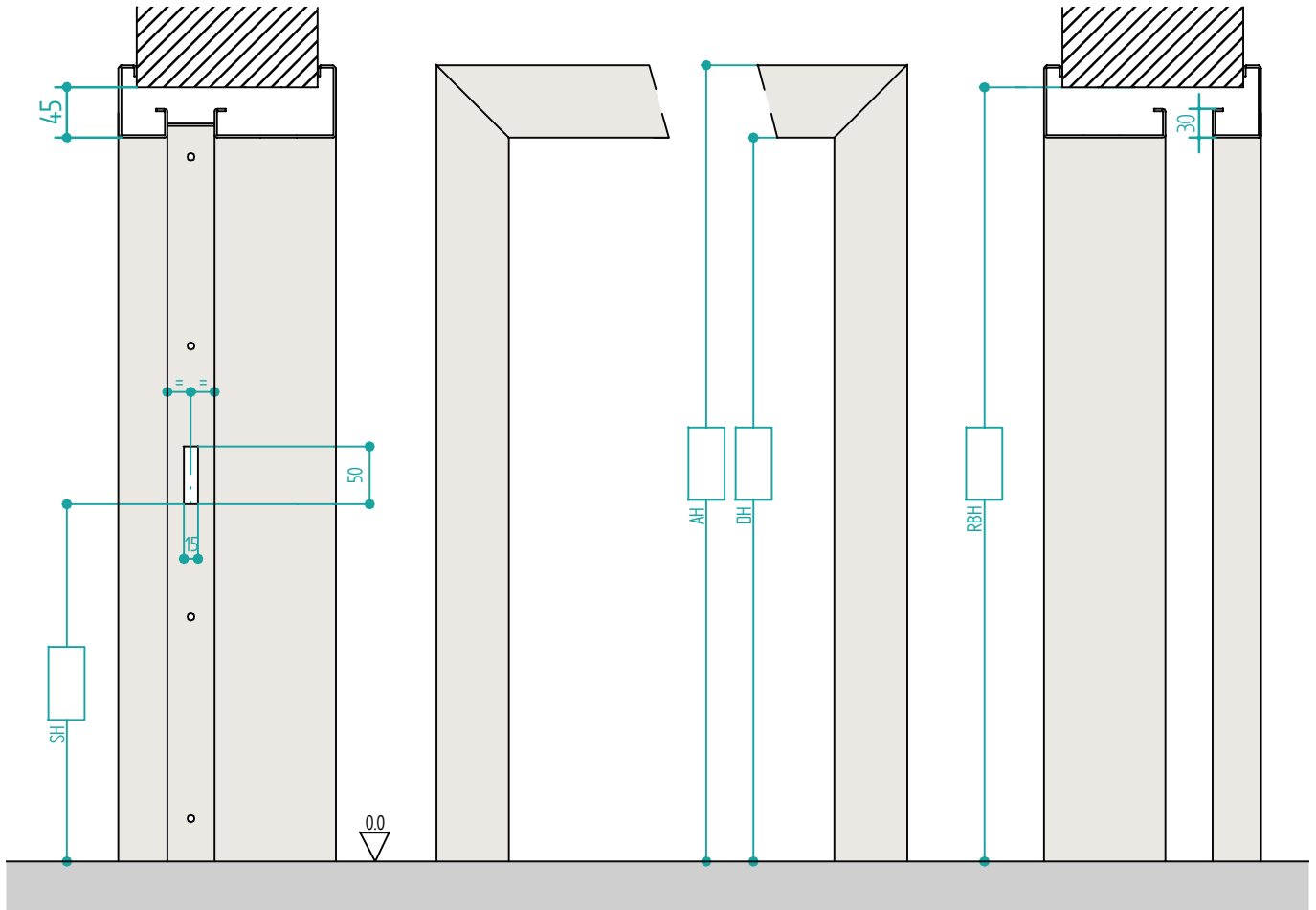
3 B assymmetric L

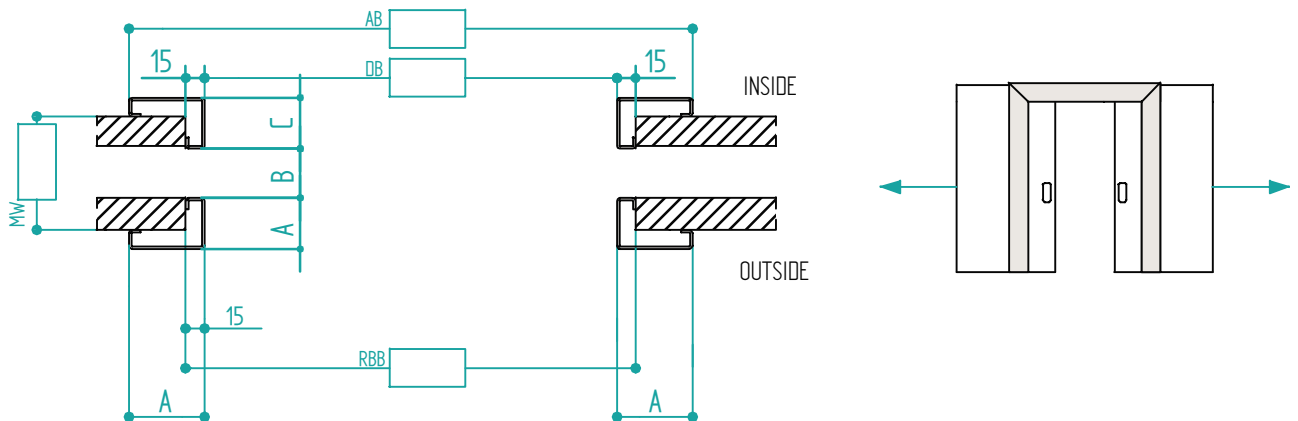
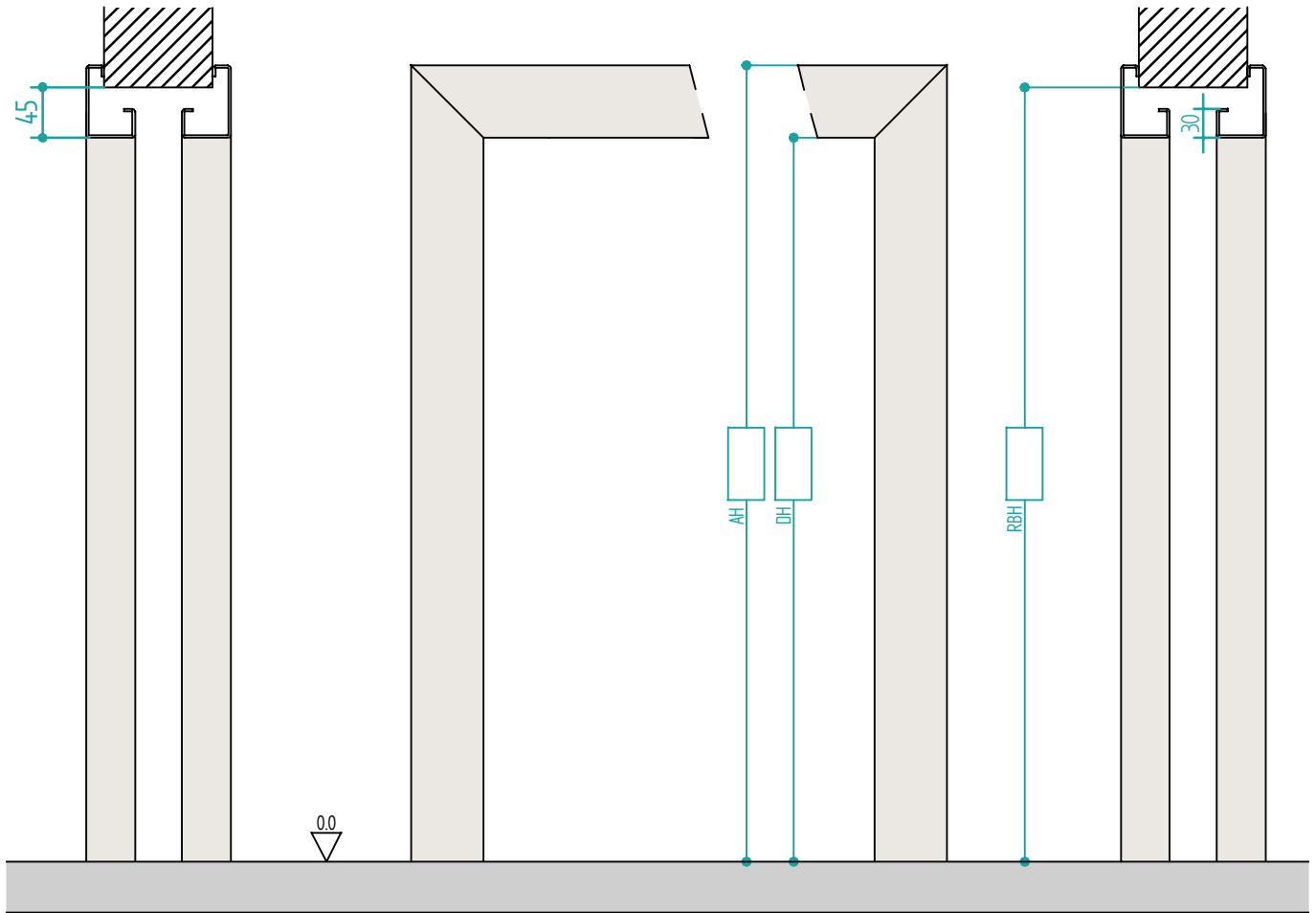
SLIDE I.D.W.

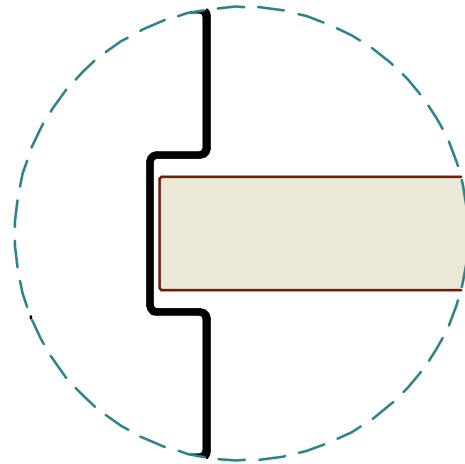


3 B assymmetric R

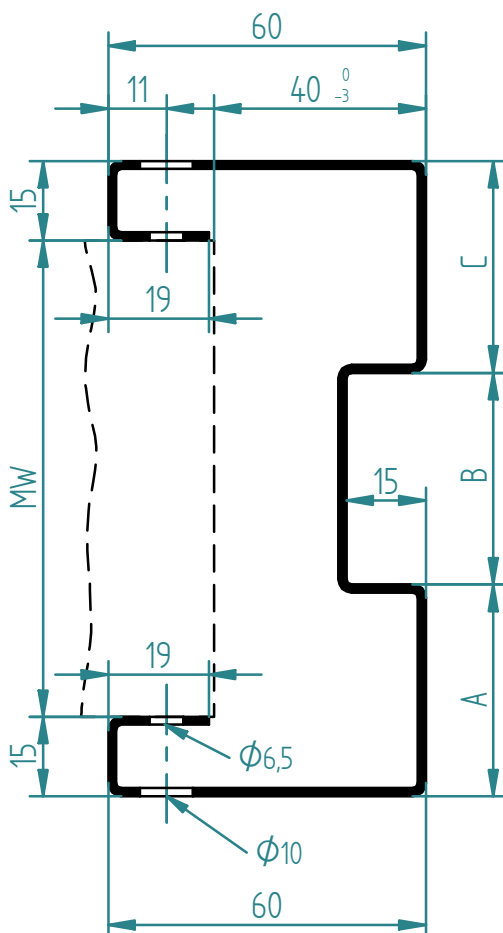
SLIDE I.D.W.



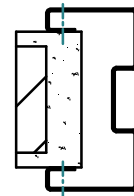




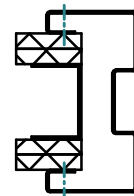
Stahlzarge für Schiebetür
 casseporte per porte scorrevoli
 steel frames for sliding doors

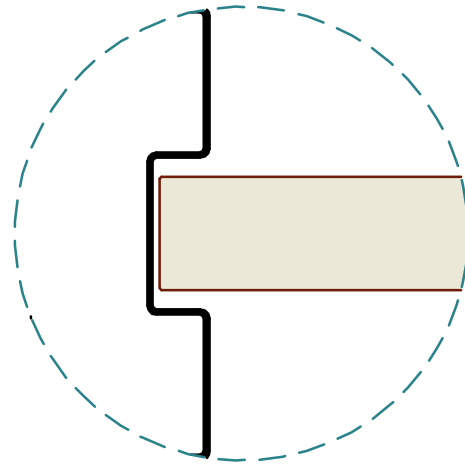


Montage auf fertiger Wand
 montaggio su parete finita
 fitting on finished wall

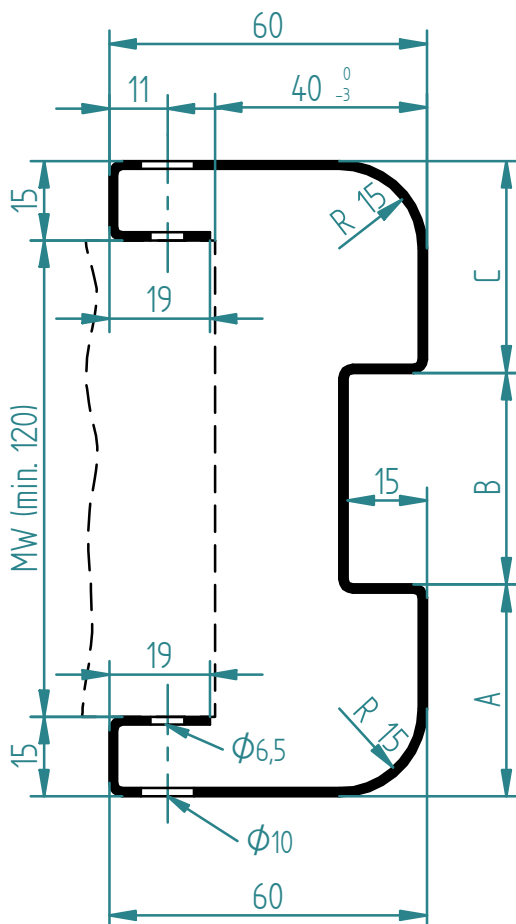


Montage auf Gipswand
 montaggio su parete
 in cartongesso
 fitting on stud/gypsum wall

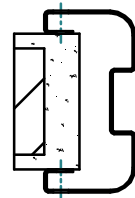




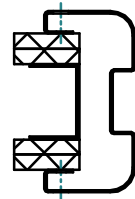
Stahlzarge für Schiebetür
 casseporte per porte scorrevoli
 steel frames for sliding doors

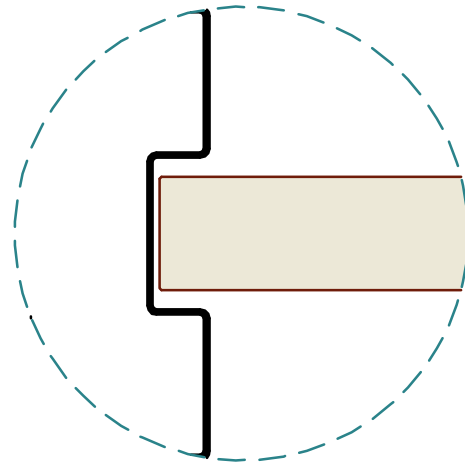


Montage auf fertiger Wand
 montaggio su parete finita
 fitting on finished wall

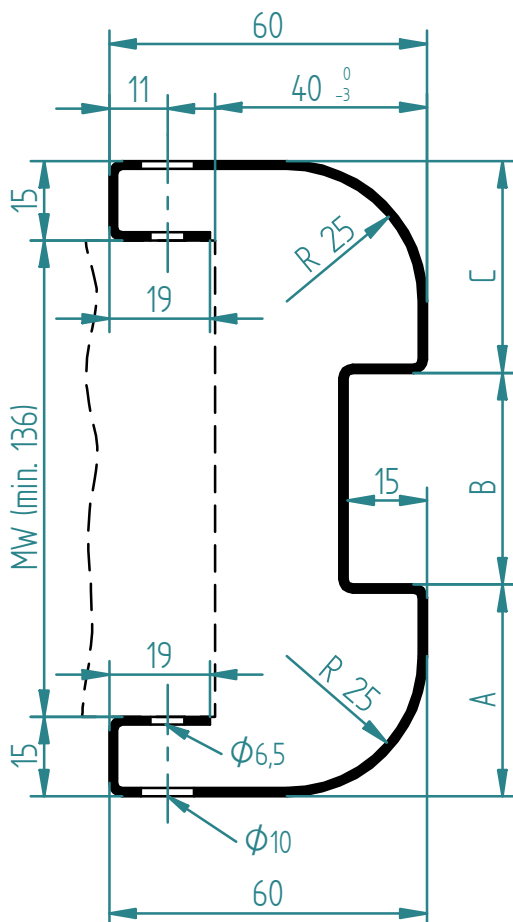


Montage auf Gipswand
 montaggio su parete
 in cartongesso
 fitting on stud/gypsum wall

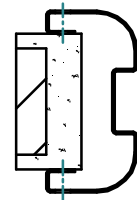




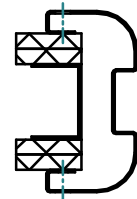
Stahlzarge für Schiebetür
 casseporte per porte scorrevoli
 steel frames for sliding doors

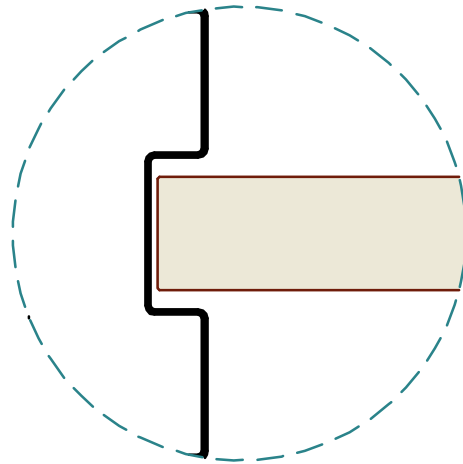


Montage auf fertiger Wand
 montaggio su parete finita
 fitting on finished wall

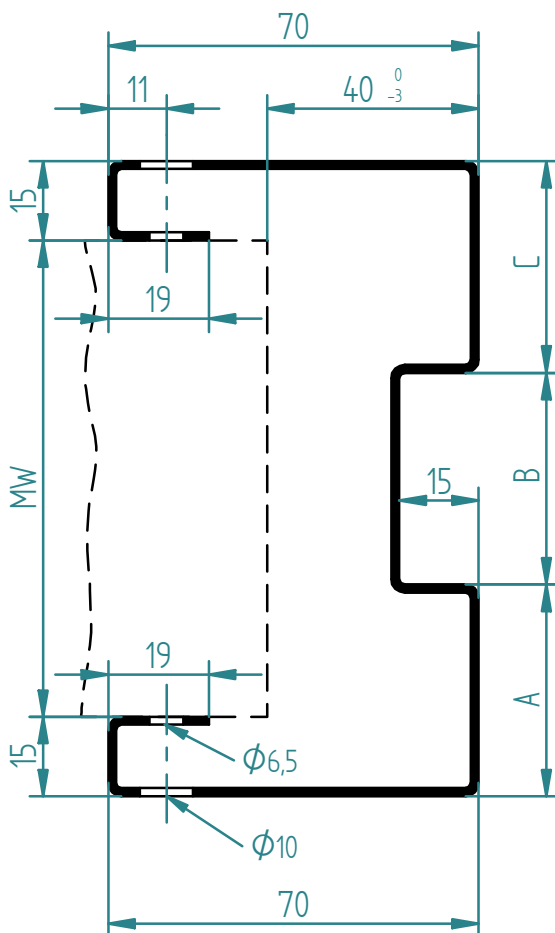


Montage auf Gipswand
 montaggio su parete
 in cartongesso
 fitting on stud/gypsum wall

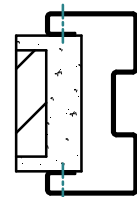




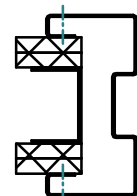
Stahlzarge für Schiebetür
 casseporte per porte scorrevoli
 steel frames for sliding doors



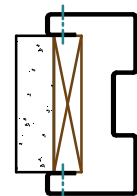
Montage auf fertiger Wand
 montaggio su parete finita
 fitting on finished wall

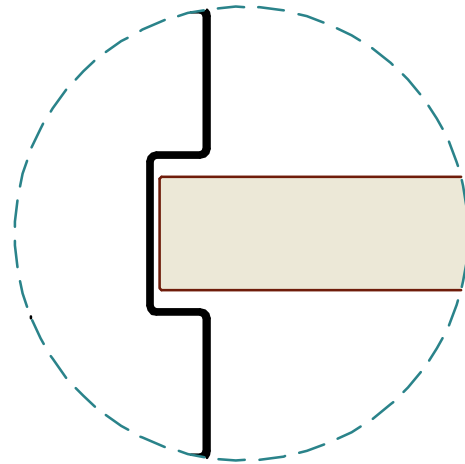


Montage auf Gipswand
 montaggio su parete
 in cartongesso
 fitting on stud/gypsum wall

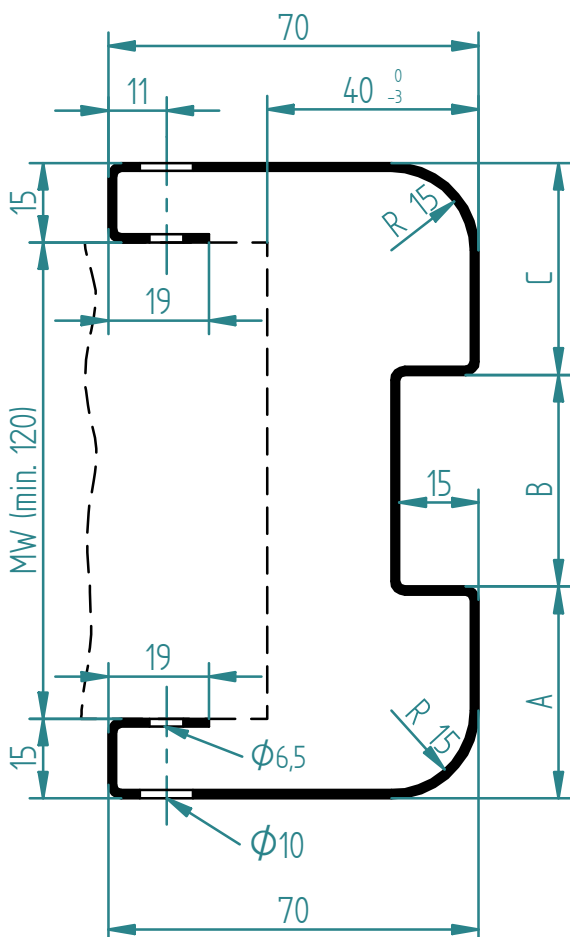


Montage auf Holzblindrahmen
 montaggio su falso telaio
 fitting on wooden subframe

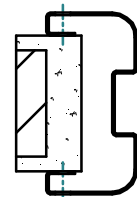




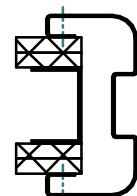
Stahlzarge für Schiebetür
 casseporte per porte scorrevoli
 steel frames for sliding doors



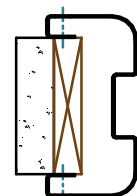
Montage auf fertiger Wand
 montaggio su parete finita
 fitting on finished wall

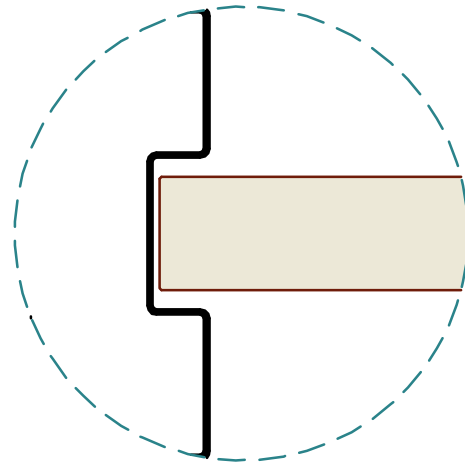


Montage auf Gipswand
 montaggio su parete
 in cartongesso
 fitting on stud/gypsum wall

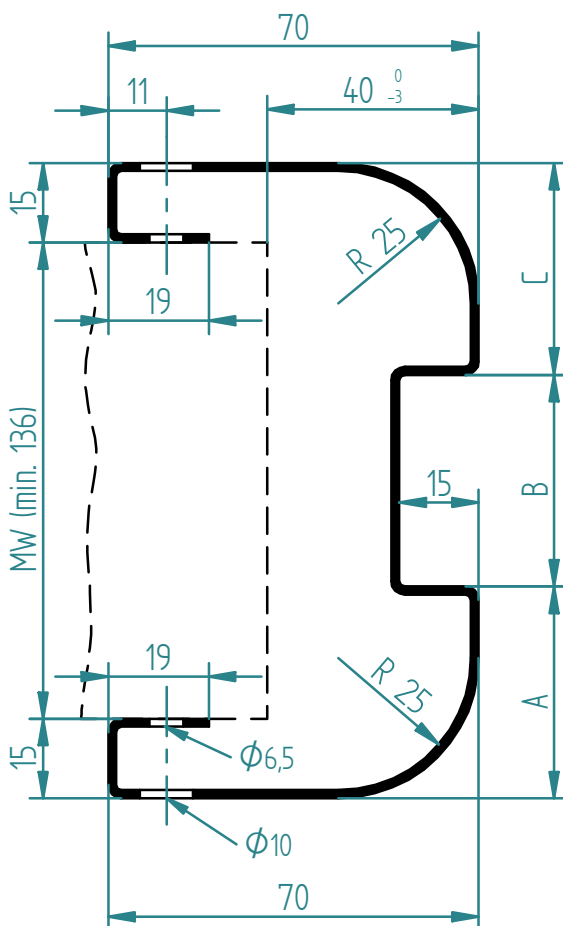


Montage auf Holzblindrahmen
 montaggio su falso telaio
 fitting on wooden subframe

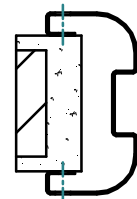




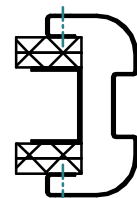
Stahlzarge für Schiebetür
 casseporte per porte scorrevoli
 steel frames for sliding doors



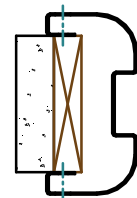
Montage auf fertiger Wand
 montaggio su parete finita
 fitting on finished wall

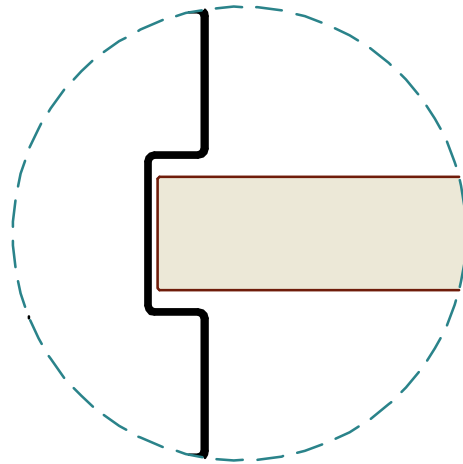


Montage auf Gipswand
 montaggio su parete
 in cartongesso
 fitting on stud/gypsum wall

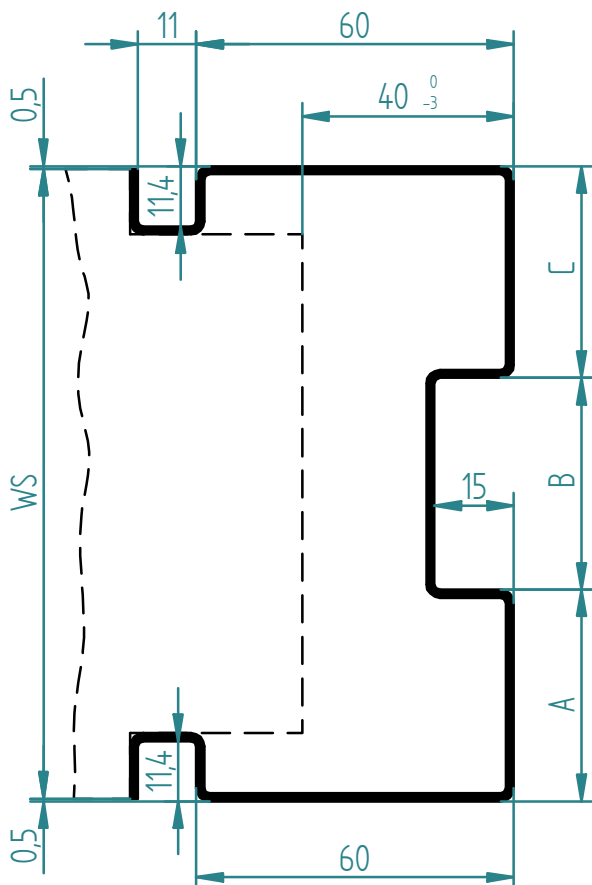


Montage auf Holzblindrahmen
 montaggio su falso telaio
 fitting on wooden subframe

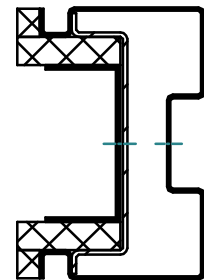


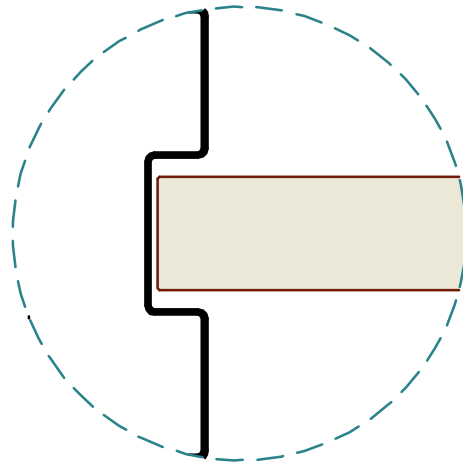


Stahlzarge für Schiebetür
 casseporte per porte scorrevoli
 steel frames for sliding doors

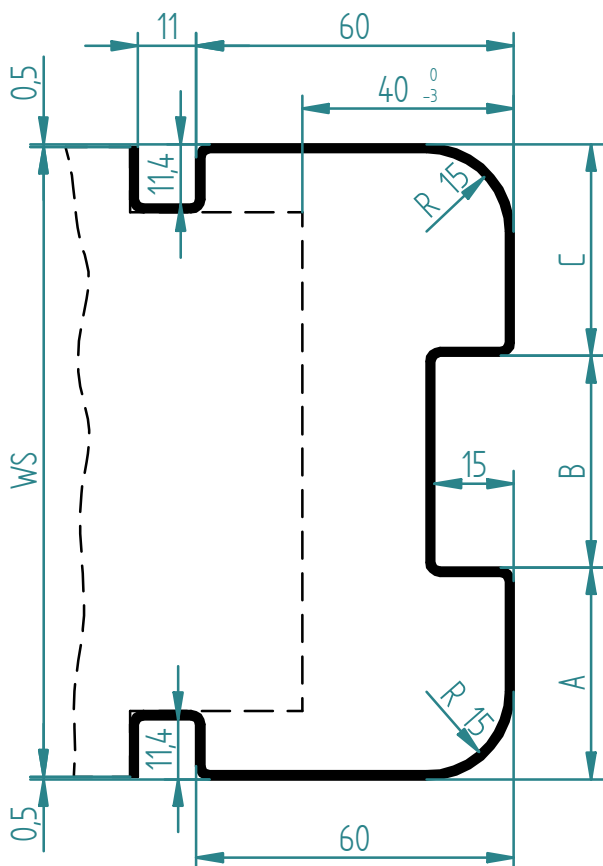


**Montage auf Gipswand
 zum Verschrauben**
 montaggio su parete
 in cartongesso, d'avvitare
 screwed on stud/gypsum wall

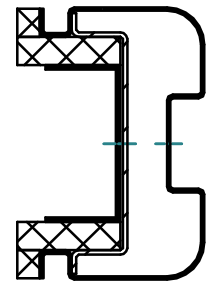


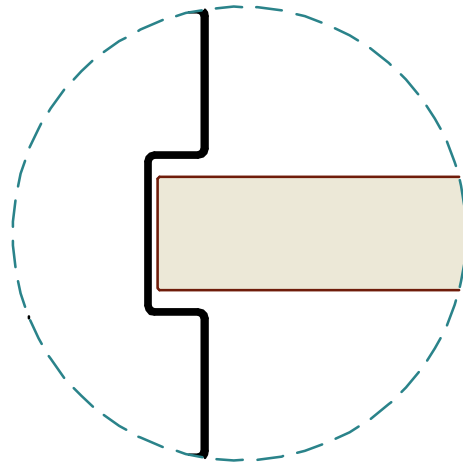


Stahlzarge für Schiebetür
 casseporte per porte scorrevoli
 steel frames for sliding doors

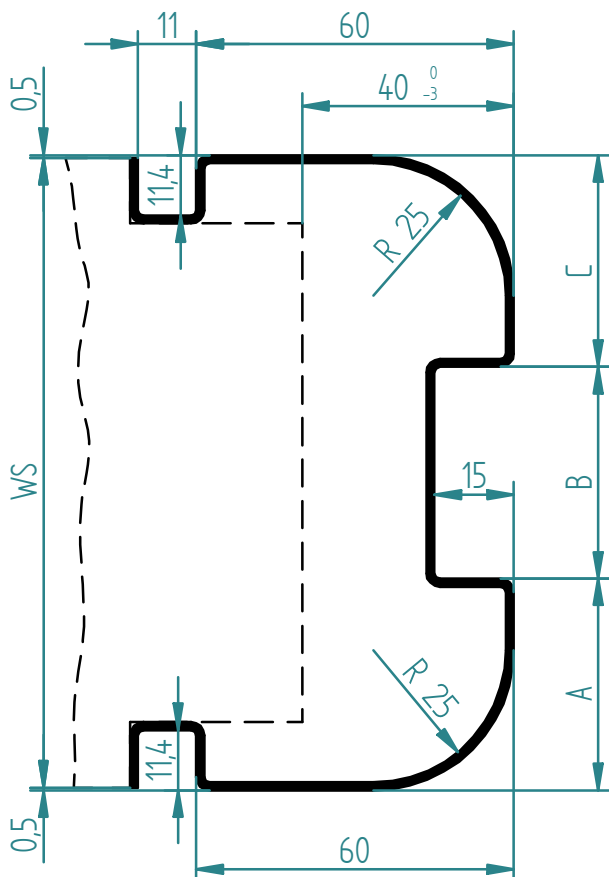


**Montage auf Gipswand
 zum Verschrauben**
 montaggio su parete
 in cartongesso, d'avvitare
 screwed on stud/gypsum wall

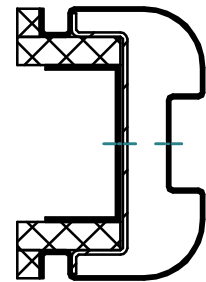


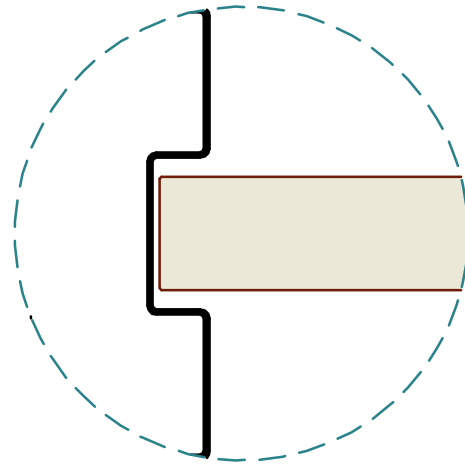


Stahlzarge für Schiebetür
 casseporte per porte scorrevoli
 steel frames for sliding doors

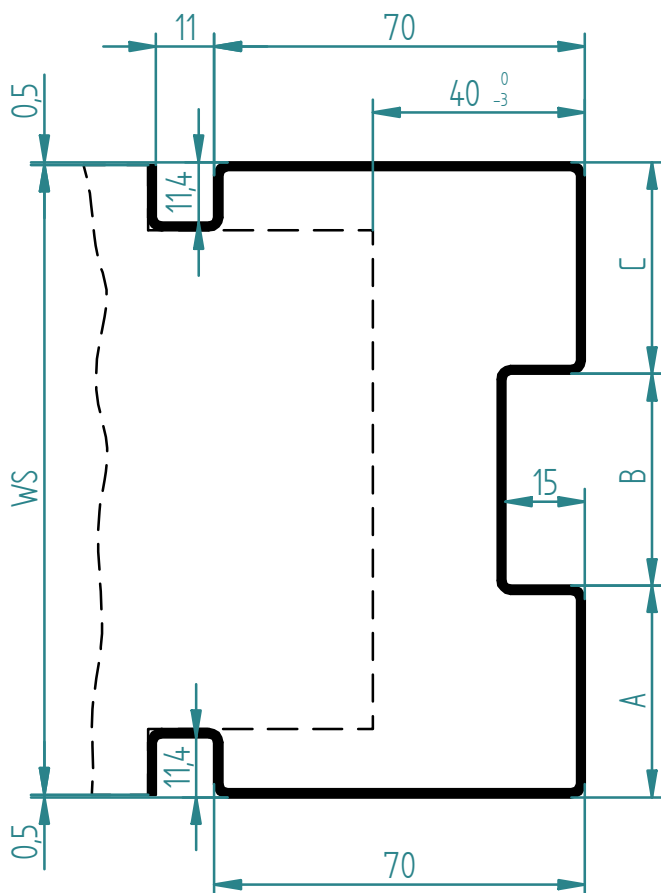


**Montage auf Gipswand
 zum Verschrauben**
 montaggio su parete
 in cartongesso, d'avvitare
 screwed on stud/gypsum wall

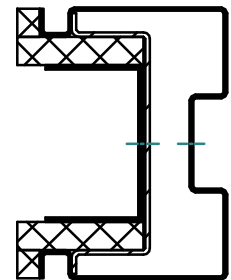


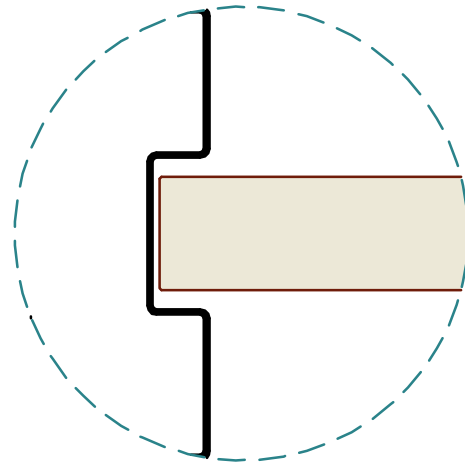


Stahlzarge für Schiebetür
 casseporte per porte scorrevoli
 steel frames for sliding doors

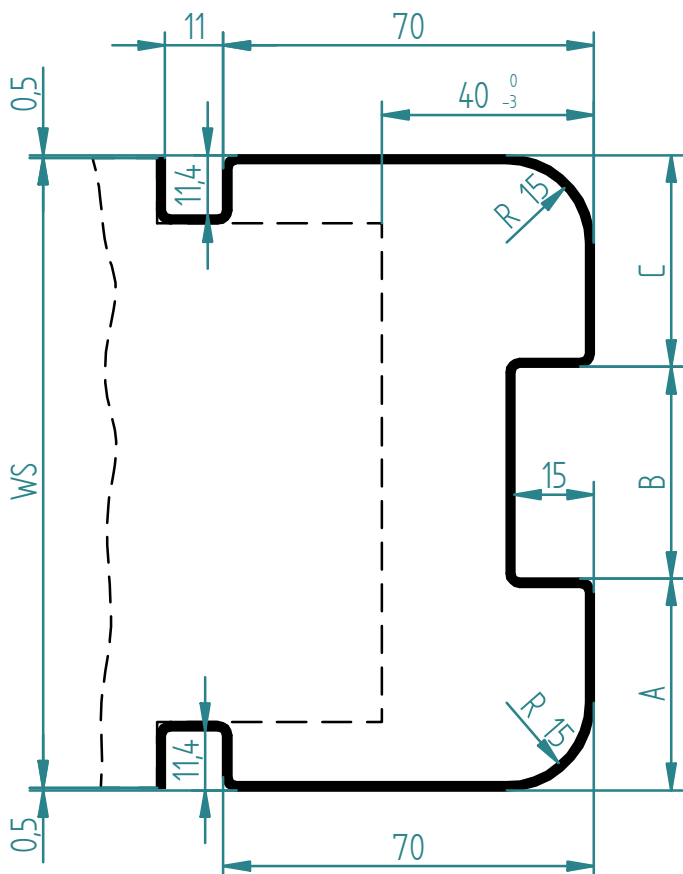


**Montage auf Gipswand
 zum Verschrauben**
 montaggio su parete
 in cartongesso, d'avvitare
 screwed on stud/gypsum wall

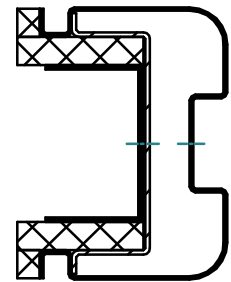


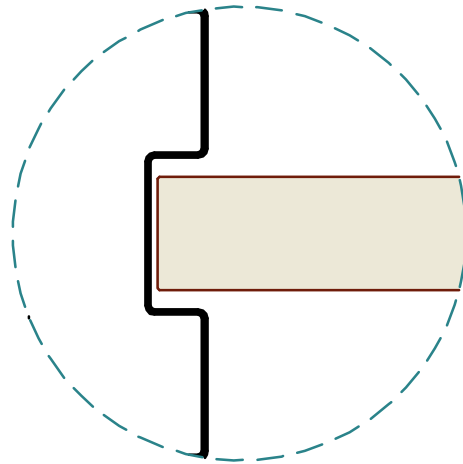


Stahlzarge für Schiebetür
 casseporte per porte scorrevoli
 steel frames for sliding doors

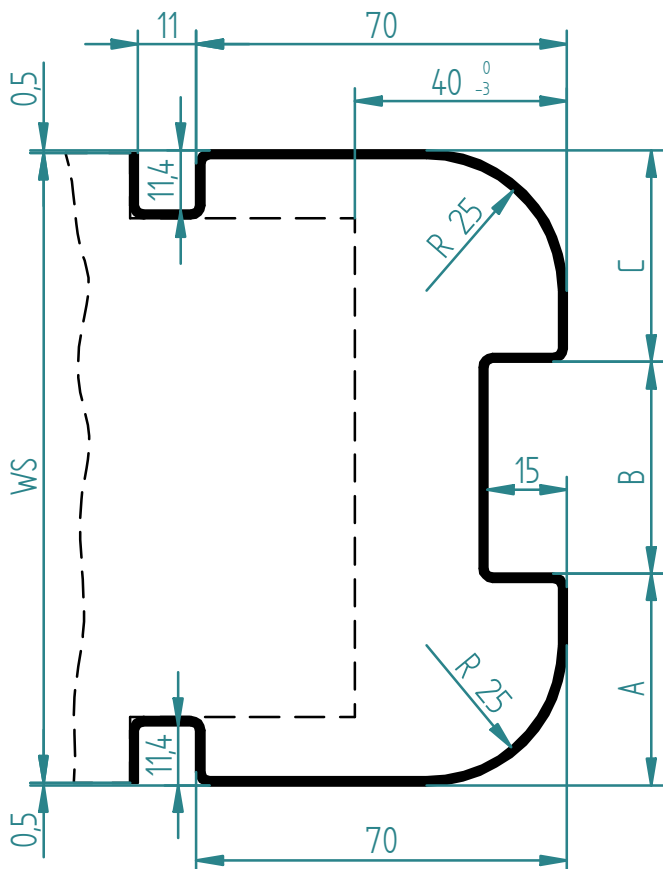


**Montage auf Gipswand
 zum Verschrauben**
 montaggio su parete
 in cartongesso, d'avvitare
 screwed on stud/gypsum wall

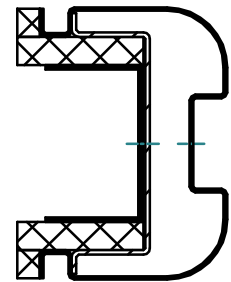


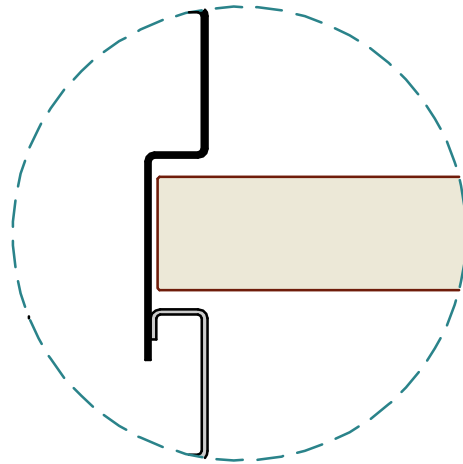


Stahlzarge für Schiebetür
 casseporte per porte scorrevoli
 steel frames for sliding doors

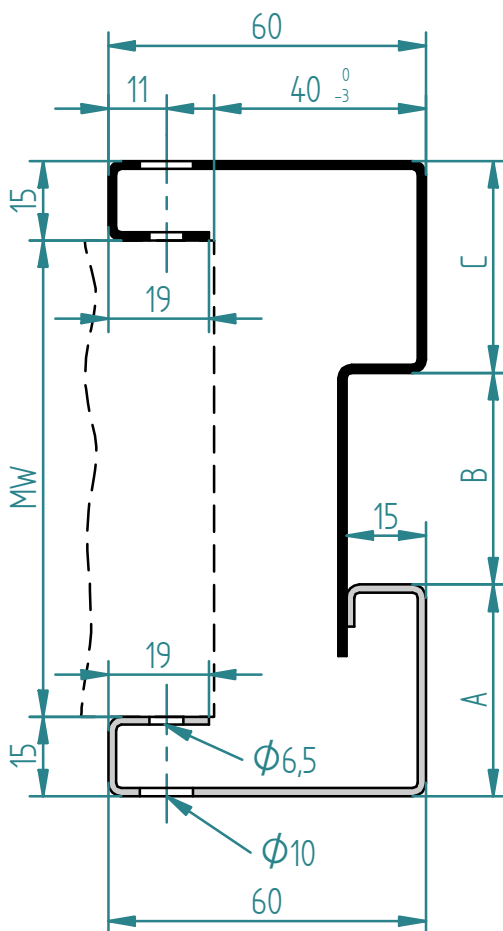


**Montage auf Gipswand
 zum Verschrauben**
 montaggio su parete
 in cartongesso, d'avvitare
 screwed on stud/gypsum wall

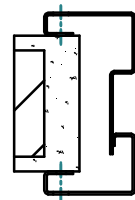




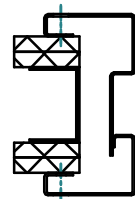
Stahlzarge für Schiebetür
 casseporte per porte scorrevoli
 steel frames for sliding doors

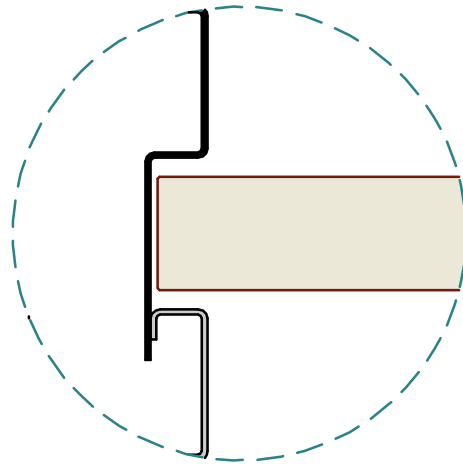


Montage auf fertiger Wand
 montaggio su parete finita
 fitting on finished wall

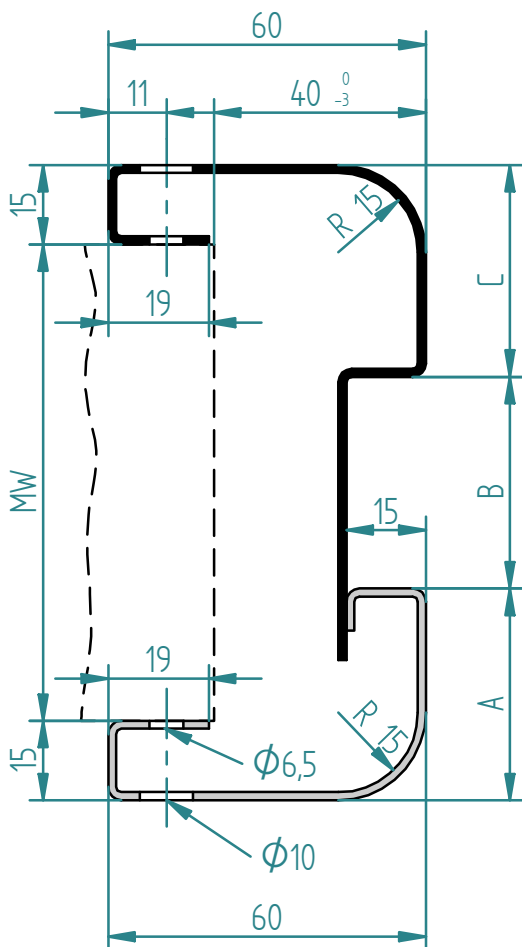


Montage auf Gipswand
 montaggio su parete
 in cartongesso
 fitting on stud/gypsum wall

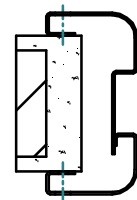




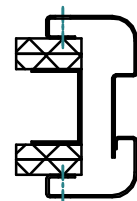
Stahlzarge für Schiebetür
 casseporte per porte scorrevoli
 steel frames for sliding doors

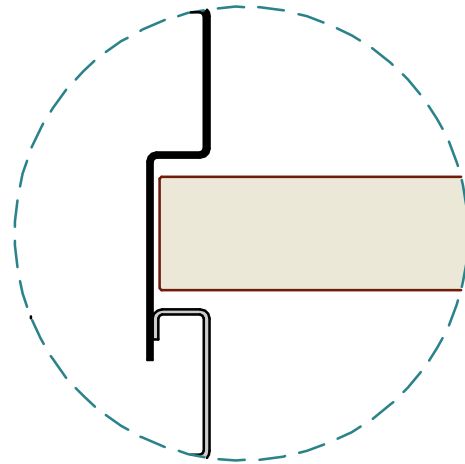


Montage auf fertiger Wand
 montaggio su parete finita
 fitting on finished wall

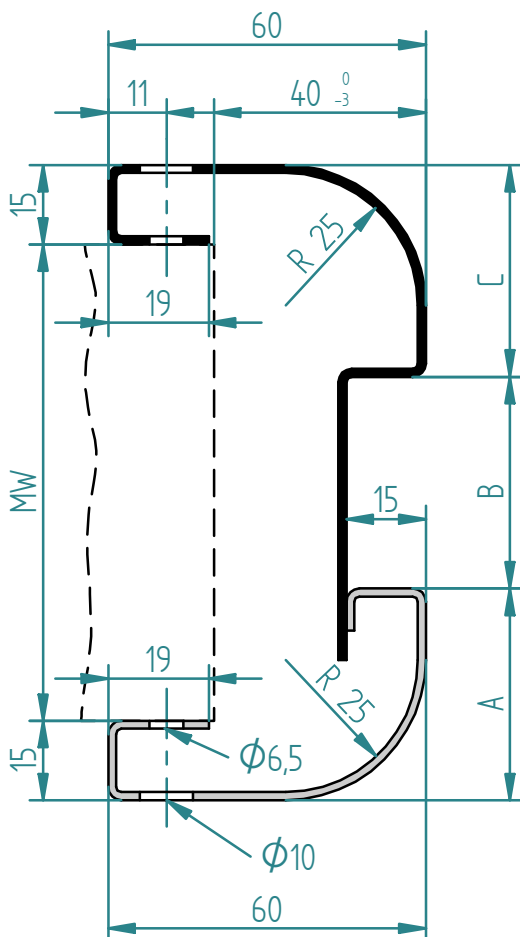


Montage auf Gipswand
 montaggio su parete
 in cartongesso
 fitting on stud/gypsum wall

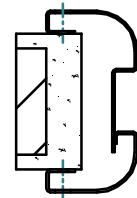




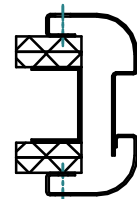
Stahlzarge für Schiebetür
 casseporte per porte scorrevoli
 steel frames for sliding doors

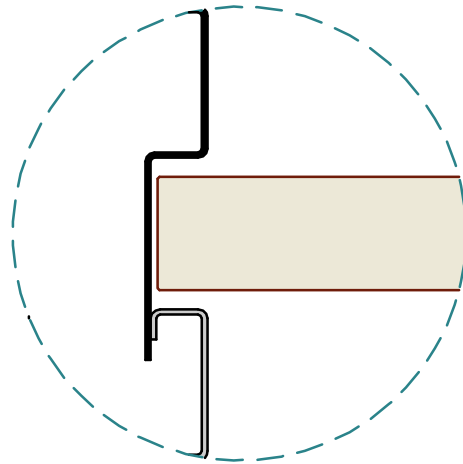


Montage auf fertiger Wand
 montaggio su parete finita
 fitting on finished wall

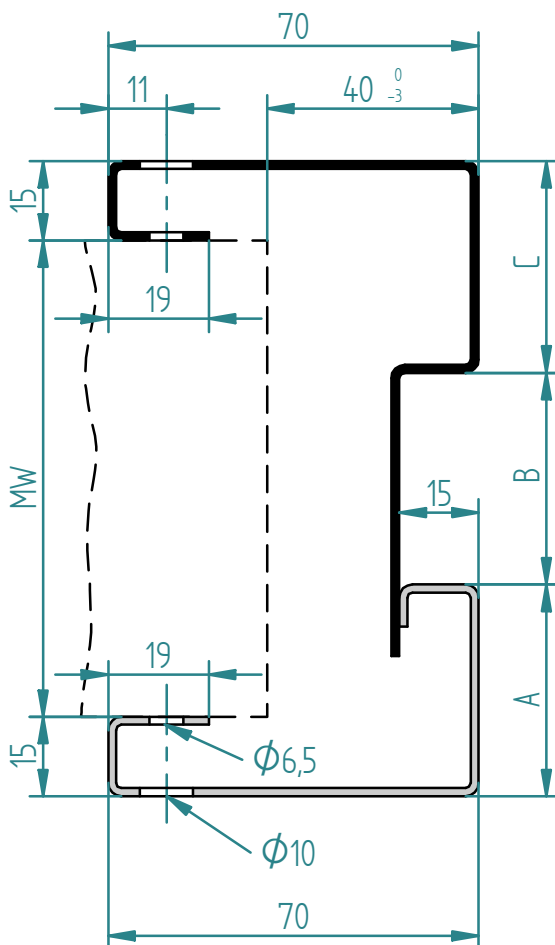


Montage auf Gipswand
 montaggio su parete
 in cartongesso
 fitting on stud/gypsum wall

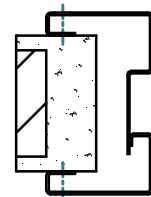




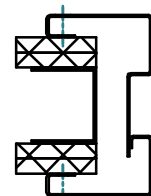
Stahlzarge für Schiebetür
 casseporte per porte scorrevoli
 steel frames for sliding doors



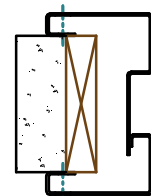
Montage auf fertiger Wand
 montaggio su parete finita
 fitting on finished wall

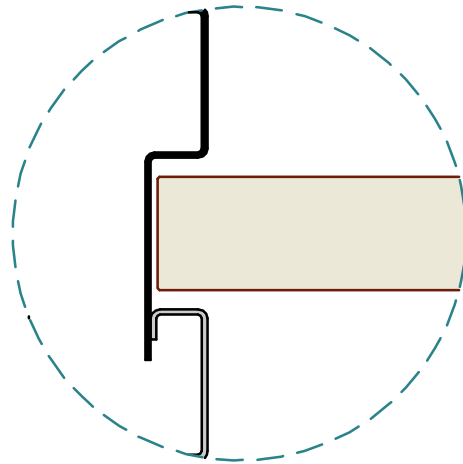


Montage auf Gipswand
 montaggio su parete
 in cartongesso
 fitting on stud/gypsum wall

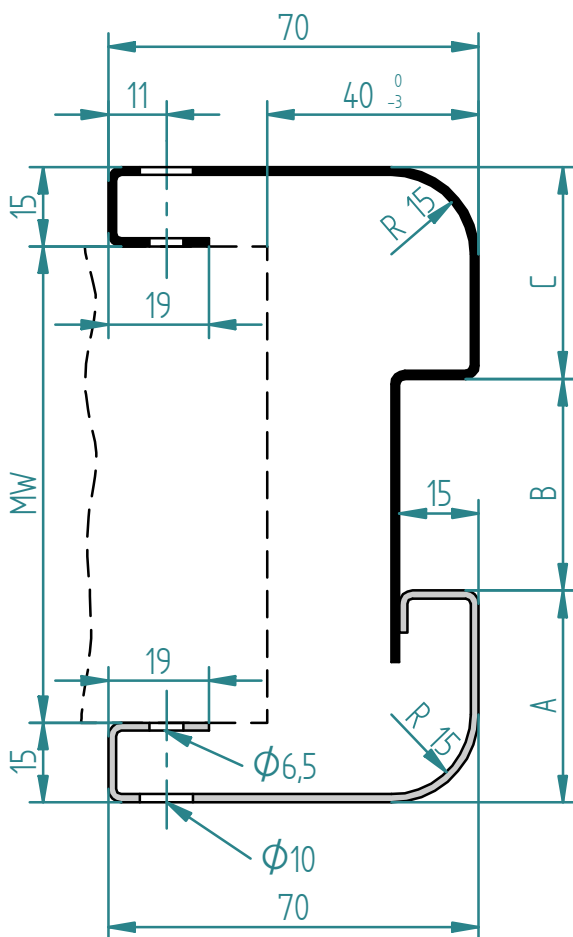


Montage auf Holzblindrahmen
 montaggio su falso telaio
 fitting on wooden subframe

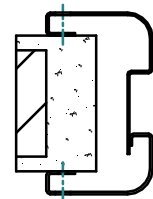




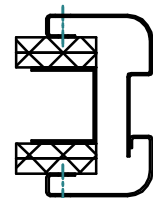
Stahlzarge für Schiebetür
 casseporte per porte scorrevoli
 steel frames for sliding doors



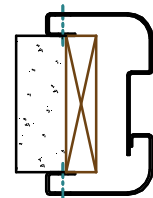
Montage auf fertiger Wand
 montaggio su parete finita
 fitting on finished wall

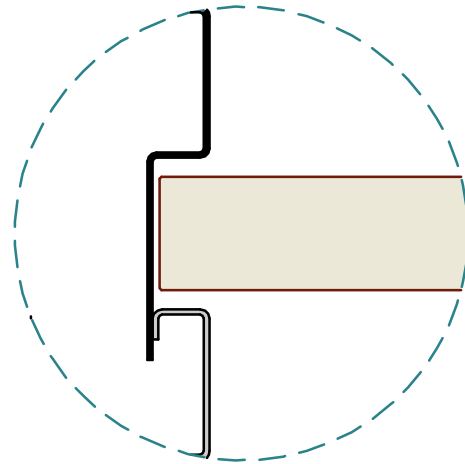


Montage auf Gipswand
 montaggio su parete
 in cartongesso
 fitting on stud/gypsum wall

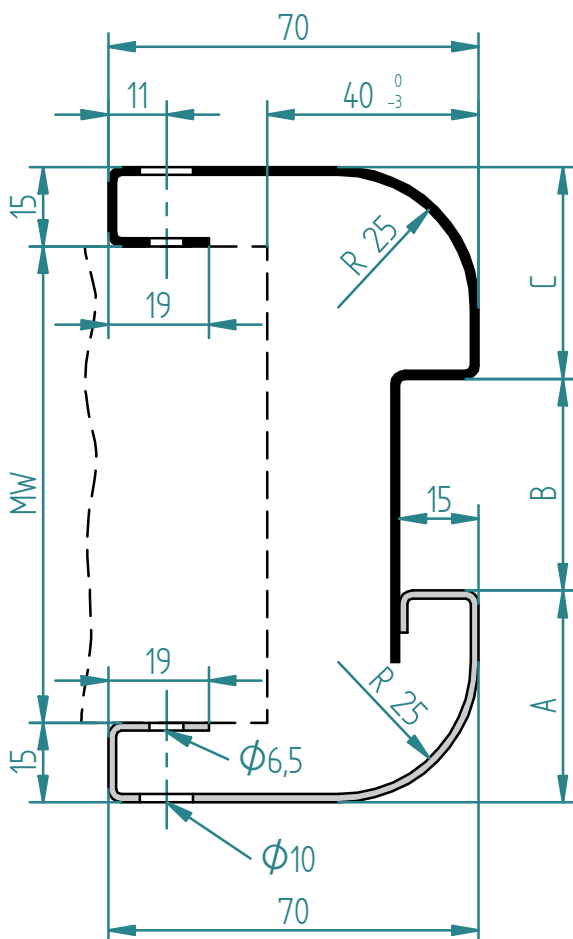


Montage auf Holzblindrahmen
 montaggio su falso telaio
 fitting on wooden subframe

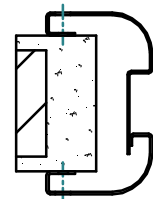




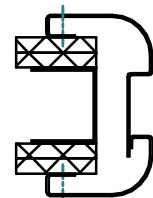
Stahlzarge für Schiebetür
 casseporte per porte scorrevoli
 steel frames for sliding doors



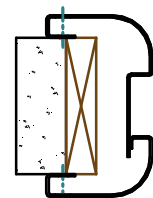
Montage auf fertiger Wand
 montaggio su parete finita
 fitting on finished wall

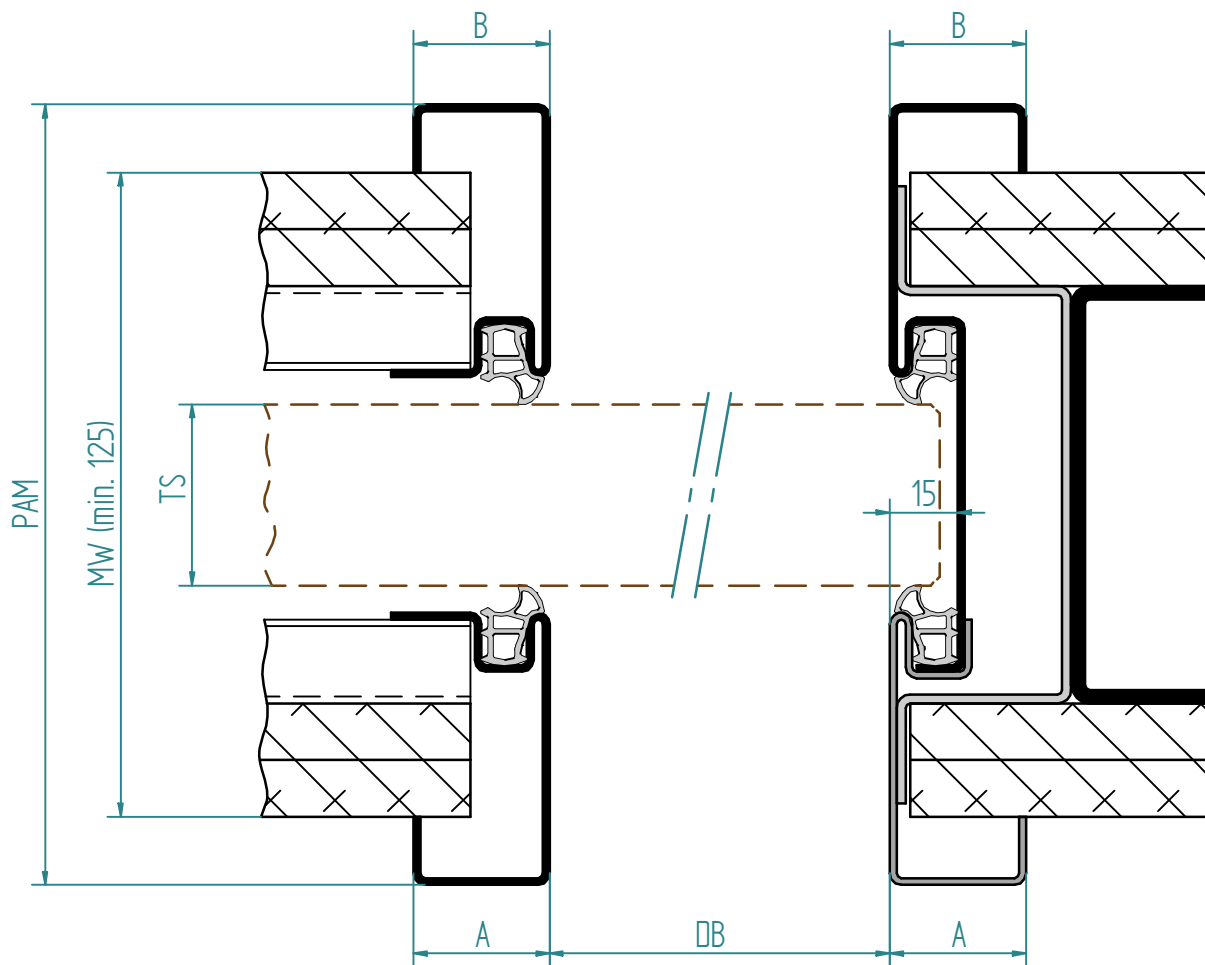


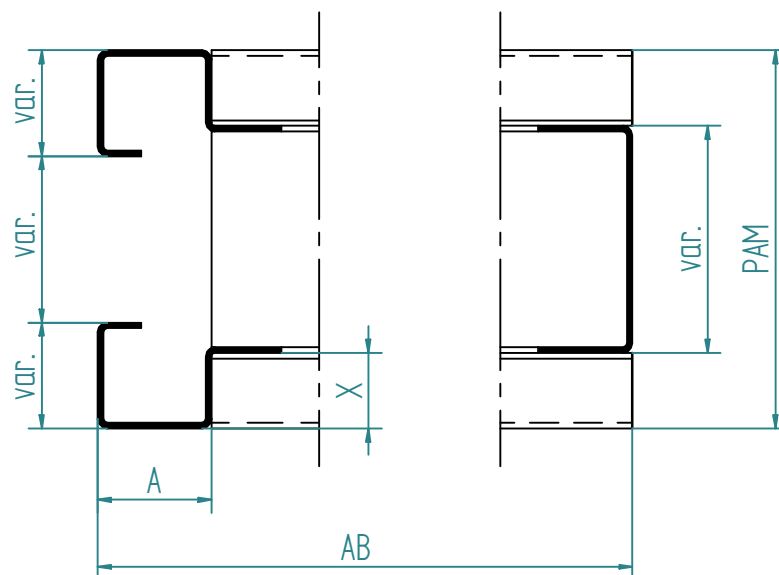
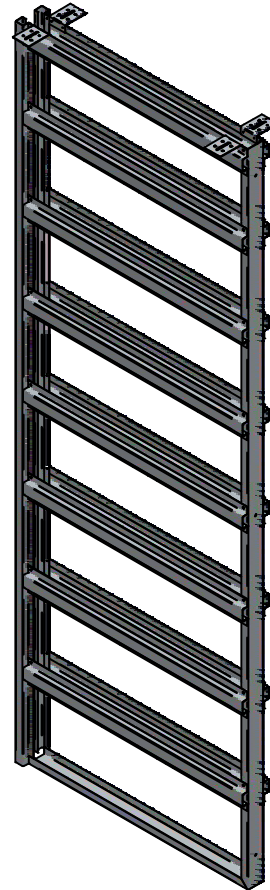
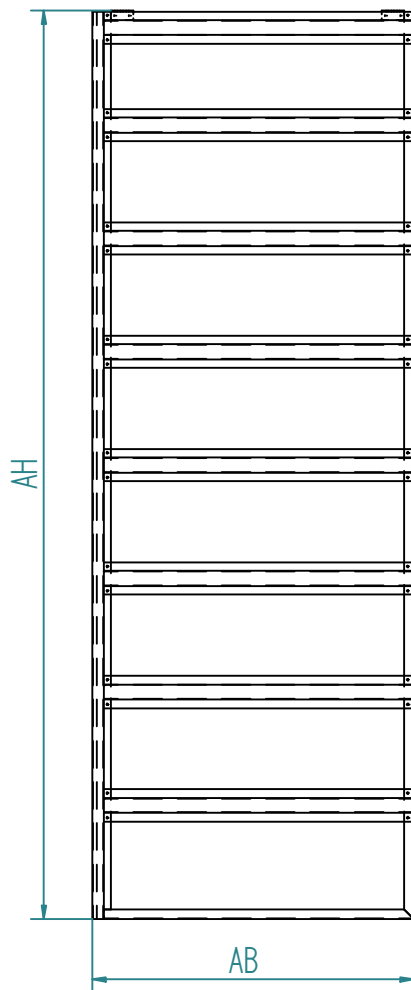
Montage auf Gipswand
 montaggio su parete
 in cartongesso
 fitting on stud/gypsum wall



Montage auf Holzblindrahmen
 montaggio su falso telaio
 fitting on wooden subframe







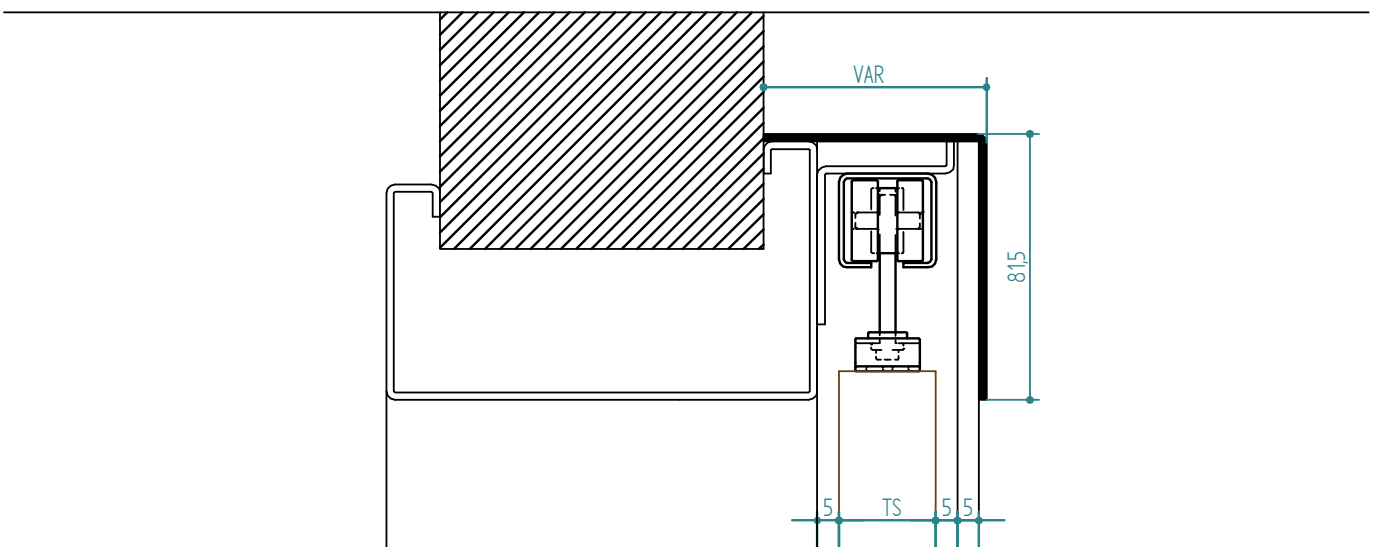
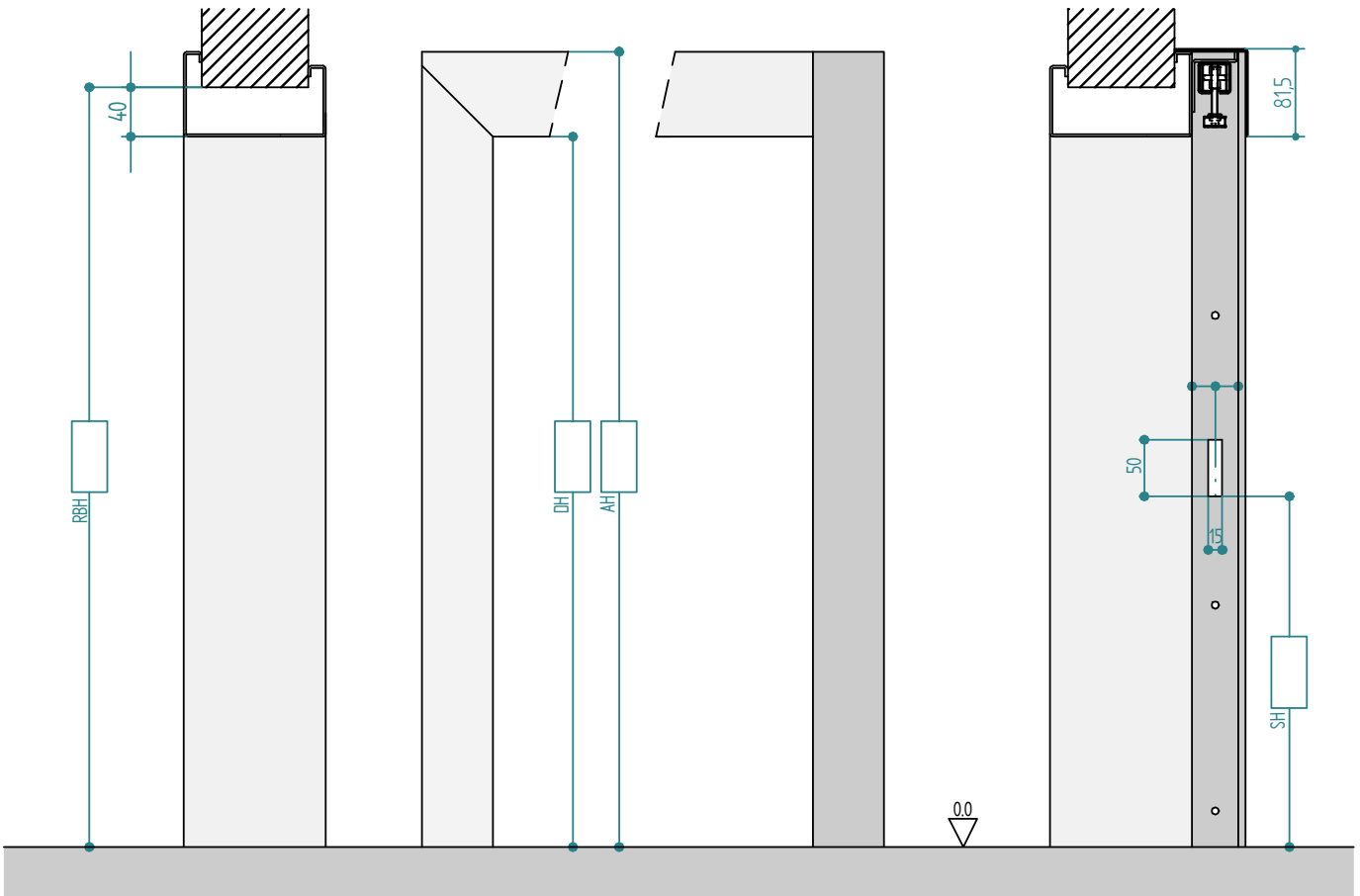
	<table border="1"> <tr><td>A</td><td>Kopfteil, traverso, head part</td></tr> <tr><td>B</td><td>Seitenteil, parte laterale, side part</td></tr> <tr><td>C</td><td>Seitenteil mit Anschlagp., parte laterale con bat., side part with</td></tr> <tr><td>D</td><td>Ausgleichsprofil, profilo, profile</td></tr> <tr><td>E</td><td>Winkelprofil, profilo angolare, angle profile</td></tr> <tr><td>F</td><td>Laufschiene/guida per/guide rail for Geze Rollan 80</td></tr> <tr><td>G</td><td>Abdeckung, copertura, cover</td></tr> <tr><td>H</td><td>Schraube/vite/screw 4,8x19</td></tr> <tr><td>I</td><td>Abdeckkappe, tappino, cover cap</td></tr> <tr><td>J</td><td>Schraube/vite/screw M6x16</td></tr> <tr><td>K</td><td>Schraube/vite/screw M6x60</td></tr> <tr><td>L</td><td>Schraube/vite/screw M5x10</td></tr> <tr><td>M</td><td>Schraube/vite/screw 4,2x13</td></tr> <tr><td>N</td><td>Gummipuffer, tappini di battuta in gomma, rubber buffer</td></tr> </table>	A	Kopfteil, traverso, head part	B	Seitenteil, parte laterale, side part	C	Seitenteil mit Anschlagp., parte laterale con bat., side part with	D	Ausgleichsprofil, profilo, profile	E	Winkelprofil, profilo angolare, angle profile	F	Laufschiene/guida per/guide rail for Geze Rollan 80	G	Abdeckung, copertura, cover	H	Schraube/vite/screw 4,8x19	I	Abdeckkappe, tappino, cover cap	J	Schraube/vite/screw M6x16	K	Schraube/vite/screw M6x60	L	Schraube/vite/screw M5x10	M	Schraube/vite/screw 4,2x13	N	Gummipuffer, tappini di battuta in gomma, rubber buffer	
A	Kopfteil, traverso, head part																													
B	Seitenteil, parte laterale, side part																													
C	Seitenteil mit Anschlagp., parte laterale con bat., side part with																													
D	Ausgleichsprofil, profilo, profile																													
E	Winkelprofil, profilo angolare, angle profile																													
F	Laufschiene/guida per/guide rail for Geze Rollan 80																													
G	Abdeckung, copertura, cover																													
H	Schraube/vite/screw 4,8x19																													
I	Abdeckkappe, tappino, cover cap																													
J	Schraube/vite/screw M6x16																													
K	Schraube/vite/screw M6x60																													
L	Schraube/vite/screw M5x10																													
M	Schraube/vite/screw 4,2x13																													
N	Gummipuffer, tappini di battuta in gomma, rubber buffer																													
<p>1</p>	<p>5</p> <p>Winkelpr. mit Ausgleichspr. an das Kopfteil bzw. an die Wand schrauben (Senkkopfschraube M6x16 und 6x60) avvitare angolare con profilo al traverso ossia al muro (vite M6x16 e M6x60) screw the angle profile with profile on the head part or rather on the wall (screw M6x16 and 6x60)</p>																													
<p>2</p> <p>Festziehen der Klemmbügel an den dafür vorgesehenen Ausstanzungen serrare l'archetto per serraggio to fix the clamp</p>	<p>6</p> <p>Laufschiene für GEZE Rollan 80 an das Winkelprofil schrauben (Senkkopfschraube M5x10 und Sechskantmutter mit Flansch) avvitare al angolare la guida per GEZE Rollan 80 (vite M5x10 e dado esagonale con flangia) screw the guide rail for GEZE Rollan 80 on the angle profile (screw M5x10 and hex-nut with flange)</p>																													
<p>3</p> <p>Festziehen der Klemmbügel an den dafür vorgesehenen Ausstanzungen serrare l'archetto per serraggio to fix the clamp</p>	<p>7</p> <p>Abdeckung auf Putzkante von Kopfteil und Ausgleichprofil anschrauben (Linsenkopfschraube 4,2x13) montare la copertura (vite 4,2x13) to fix the cover (screw 4,2x13)</p>																													
<p>4</p> <p>Abdeckkappen anbringen fissare i tappini to apply the cover cap</p>	<p>Rx Lx</p>																													

	<table border="1"> <tr> <td>A</td> <td>Kopfteile, traversi, head parts</td> </tr> <tr> <td>B</td> <td>Seitenteile, parte laterale, sleeve parts</td> </tr> <tr> <td>C</td> <td>Schlosseite, lato serratura, locked jamb</td> </tr> <tr> <td>D</td> <td>Schraube, vite, screw 4,8 x 19</td> </tr> <tr> <td>E</td> <td>Schraube, vite, screw 4,5 x 50</td> </tr> <tr> <td>F</td> <td>Gummipuffer, tappini di battuta in gomma, rubber buffer</td> </tr> </table>	A	Kopfteile, traversi, head parts	B	Seitenteile, parte laterale, sleeve parts	C	Schlosseite, lato serratura, locked jamb	D	Schraube, vite, screw 4,8 x 19	E	Schraube, vite, screw 4,5 x 50	F	Gummipuffer, tappini di battuta in gomma, rubber buffer	
A	Kopfteile, traversi, head parts													
B	Seitenteile, parte laterale, sleeve parts													
C	Schlosseite, lato serratura, locked jamb													
D	Schraube, vite, screw 4,8 x 19													
E	Schraube, vite, screw 4,5 x 50													
F	Gummipuffer, tappini di battuta in gomma, rubber buffer													

Via stazione 22/A, I-39035 Mongueifo (BZ)
 Tel. +39 0474 947 200, Fax 947 299
 www.rema-online.it E-mail info@rema-online.it

3 A

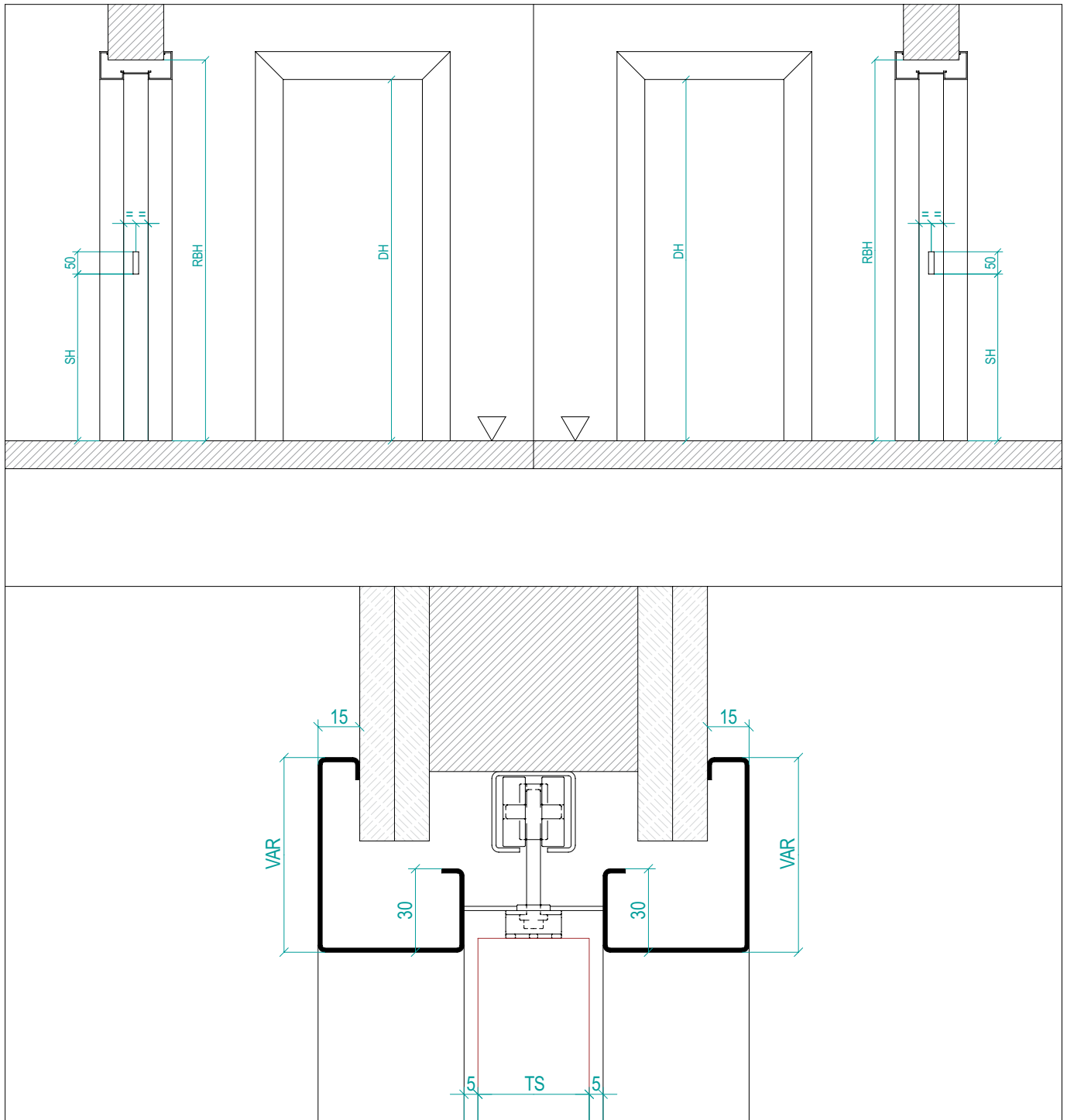
SLIDE





Via stazione 22/A, I-39035 Monguefio (BZ)
 Tel. +39 0474 947 200, Fax 947 299
 www.rema-online.it E-mail info@rema-online.it

SLIDE I.D.W.





Via stazione 22/A, I-39035 Monguefio (BZ)
 Tel. +39 0474 947 200, Fax 947 299
 www.rema-online.it E-mail info@rema-online.it

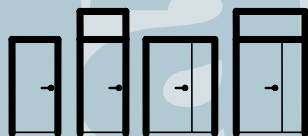
SLIDE

Kunde:	Lieferung:
Anschrift:	Kunde bzw. Baustelle:
UID.Nr.	
Tel.: Fax.:	
e-mail	
Kontaktperson:	e-mail
Projekt:	Tel.: Fax.:
Gewünschter Liefertermin KW: _____	Kontaktperson: Mobil:

<p>1.) Material</p> <p><input type="checkbox"/> 1,5 mm verzinktes Stahlblech <input type="checkbox"/> 2,0 mm verzinktes Stahlblech <input type="checkbox"/> Edelstahl V2A 1,5 mm SB <input type="checkbox"/> Edelstahl V4A 1,5 mm SB <input type="checkbox"/> andere _____</p> <p>2.) Oberfläche</p> <p><input type="checkbox"/> roh <input type="checkbox"/> pulvergrundiert (RAL 9010) <input type="checkbox"/> pulverbeschichtet RAL _____ <input type="checkbox"/> glatt-glänzend <input type="checkbox"/> glatt-matt <input type="checkbox"/> Feinstruktur-seidenglänzend <input type="checkbox"/> Feinstruktur-matt <input type="checkbox"/> andere _____</p>	<p>3.) Falzausführung Türblatt</p> <p><input type="checkbox"/> stumpf 40 mm oder _____ <input type="checkbox"/> Glastürblatt _____ (8-10)</p> <p>4.) Schlosstanzung</p> <p><input type="checkbox"/> Einzelstanzung 50 mm <input type="checkbox"/> andere _____</p> <p>5.) Schlosshöhe (SH)</p> <p><input type="checkbox"/> 1050 mm <input type="checkbox"/> andere _____</p> <p>6.) Befestigung</p> <p><input type="checkbox"/> Maueranker für Beton / Mauerwerk <input type="checkbox"/> Hutanker für Gipskartonmontage <input type="checkbox"/> Klemmbügel und Rapid Block für SPEED <input type="checkbox"/> andere _____</p>	<p>7.) Beschlagvorrichtung</p> <p><input type="checkbox"/> Geze ROLLAN 40-80 <input type="checkbox"/> KOBLENZ <input type="checkbox"/> andere _____</p> <p>8.) Laufschienenabdeckung</p> <p><input type="checkbox"/> ja <input type="checkbox"/> nein</p> <p>9.) Beschlaglieferung</p> <p><input type="checkbox"/> ja <input type="checkbox"/> nein</p> <p>10.) Zeichnungen</p> <p><input type="checkbox"/> ja <input type="checkbox"/> nein Zeichnungsnr.: _____</p>
------------------------------------------------------------------------------------------------------------------------------------------------------------------------------------------------------------------------------------------------------------------------------------------------------------------------------------------------------------------------------------------------------------------------------------------------------------------------------------------------------------------------------------------------------------------------------------------------------------------------------------------------------------------------------------------------------------------------------------------	----------------------------------------------------------------------------------------------------------------------------------------------------------------------------------------------------------------------------------------------------------------------------------------------------------------------------------------------------------------------------------------------------------------------------------------------------------------------------------------------------------------------------------------------------------------------------------------------------------------------------------------------------------------------------------------------	--------------------------------------------------------------------------------------------------------------------------------------------------------------------------------------------------------------------------------------------------------------------------------------------------------------------------------------------------------------------------------------------------------------------------------------------------------------------------------------------------------------------------

pos.	Profiltyp	MW	Wandöffnungsmass : RBB / RBH lichtes Durchgangsmass : DB / DH		Öffnungsrichtung DIN		2 fig.	ges. Stückz.	EXTRAS	Preis
			Breite	Höhe	L	R				

Auftragsnr. _____ Datum: _____ Unterschrift: _____



Via stazione 22/A, I-39035 Monguefio (BZ)
 Tel. +39 0474 947 200, Fax 947 299
 www.rema-online.it E-mail info@rema-online.it

SLIDE

cliente:	spedizione:	
indirizzo:	cliente opp. cantiere:	
P. IVA:		
Tel.:	Fax. :	
e-mail		
Persona di contatto:	e-mail	
Progetto:	Tel.:	Fax. :
Consegna richiesta: _____	Persona di contatto:	cellulare:

1.) materiale <input type="checkbox"/> lamiera zincata 1,5 mm <input type="checkbox"/> lamiera zincata 2,0 mm <input type="checkbox"/> acciaio INOX AISI 304 1,5 mm <input type="checkbox"/> acciaio INOX AISI 316 1,5 mm <input type="checkbox"/> altri _____ 2.) superficie <input type="checkbox"/> zincata <input type="checkbox"/> con mano di fondo (RAL 9010) <input type="checkbox"/> verniciato a polveri RAL _____ <input type="checkbox"/> liscio - lucido <input type="checkbox"/> liscio - opaco <input type="checkbox"/> raggrinz. - semilucido <input type="checkbox"/> raggrinz. - opaco <input type="checkbox"/> altri _____	3.) esecuzione battuta <input type="checkbox"/> porta senza battuta 40 mm o _____ <input type="checkbox"/> porta in cristallo _____ (8-10) 4.) foro serratura <input type="checkbox"/> foro singolo 50 mm <input type="checkbox"/> altri _____ 5.) altezza serratura (SH) <input type="checkbox"/> 1050 mm <input type="checkbox"/> altri _____ 6.) sistema di ancoraggio <input type="checkbox"/> zanche da murare per cemento <input type="checkbox"/> staffe per fissaggio per parete in cartongesso <input type="checkbox"/> morsetto e Rapid Block per SPEED <input type="checkbox"/> altri _____	7.) predisposizione per guida scorrevole <input type="checkbox"/> Geze ROLLAN 40-80 <input type="checkbox"/> KOBLENZ <input type="checkbox"/> altri _____ 8.) copriguida scorrevole <input type="checkbox"/> si _____ no 9.) fornitura guida scorrevole <input type="checkbox"/> si _____ no 10.) disegni <input type="checkbox"/> si _____ no disegno nr.: _____
-----------------------------------------------------------------------------------------------------------------------------------------------------------------------------------------------------------------------------------------------------------------------------------------------------------------------------------------------------------------------------------------------------------------------------------------------------------------------------------------------------------------------------------------------------------------------------------------------------------------------------------------------------------------------------------------------------------	---------------------------------------------------------------------------------------------------------------------------------------------------------------------------------------------------------------------------------------------------------------------------------------------------------------------------------------------------------------------------------------------------------------------------------------------------------------------------------------------------------------------------------------------------------------------------------------------------------------------------------------------------------------------------------------	-----------------------------------------------------------------------------------------------------------------------------------------------------------------------------------------------------------------------------------------------------------------------------------------------------------------------------------------------------------------------------------------------------------------------------------------

pos.	tipo del profilo	MW	foro parete : luce netta :		senso di apertura DIN		2 ante	quantità totale	EXTRAS	prezzo
			larghezza	altezza	RBB / RBH DB / DH					

ordine nr. _____ data: _____ firma del cliente: _____


 Via stazione 22/A, I-39035 Monguelfo (BZ)
 Tel. +39 0474 947 200, Fax 947 299
 www.rema-online.it E-mail info@rema-online.it

SLIDE

Client:	Destination:	
Adress:	site or client adress:	
VAT No.:		
Tel.:	Fax.:	
e-mail		
Contact:	e-mail	
Project:	Tel.:	Fax.:
Requested delivery date: _____	Contact:	Mobile:

<p>1.) Material __ galvanized steel 1,5 mm __ galvanized steel 2,0 mm __ stainless steel AISI 304 1,5 mm __ stainless steel AISI 316 1,5 mm __ others _____</p> <p>2.) Surface __ raw __ primed (RAL 9010) __ powder coated RAL _____ __ smooth-glossy __ smooth-matte __ finetexture-semigloss __ finetexture-matte __ others _____</p>	<p>3.) Doortype __ flush door 40 mm or _____ __ glass door _____ (8-10)</p> <p>4.) Lock preparing __ single hole 50 mm __ others _____</p> <p>5.) Hight of lock preparing (SH) __ 1050 mm __ others _____</p> <p>6.) Fixing systems __ special brackets for concrete walls __ special anchors for stud wall __ clams and Rabid Block for SPEED __ others _____</p>	<p>7.) Rail preparing __ Geze ROLLAN 40-80 __ KOBLENZ __ others _____</p> <p>8.) Carter __ yes _____ no</p> <p>9.) Rail supply __ yes _____ no</p> <p>10.) Drawings __ yes _____ no drawing nr.: _____</p>
-------------------------------------------------------------------------------------------------------------------------------------------------------------------------------------------------------------------------------------------------------------------------------------------------------------------------------------------------------------------------------------------------------------------------------------------------------------------------------------------------------------------------------------------------------------------------------------------------------------------------------------------	--------------------------------------------------------------------------------------------------------------------------------------------------------------------------------------------------------------------------------------------------------------------------------------------------------------------------------------------------------------------------------------------------------------------------------------------------------------------------------------------------------------------------------------------------------------------------------------------------------------------	-------------------------------------------------------------------------------------------------------------------------------------------------------------------------------------------------------------------------------------------------------------------------------------------------------------------------------------------------------------------------------------------

pos.	Profile type	MW	wall opening : RBB / RBH open size of frame : DB / DH		handing DIN 		2 doors	quantity total	EXTRA	price
			widht	height	L	R				

order nr. _____ date: _____ signature : _____



1. Wir über uns/ Referenzen
2. Typenübersicht
3. SPEED
3-teilige Schnellbauzarge
4. S-2
2-teilige Zarge, nicht verstellbar
5. TELESCOP
2-teilige verstellbare Zarge
6. SOLID
1-teilige Zarge MW/Mauerwerk
1-teilige Zarge GK/Trockenbauzarge
7. CORNER
Eckzarge
8. BLOCK
Blockzarge
9. THZ
Turnhallenzarge
10. DESIGN
G-LINE
M-LINE
11. F-LINE
Fingerschutzzarge
12. DOUBLE ACTING
Pendeltürzarge
13. SLIDE
Schiebetürzarge v.d.W.
Schiebetürzarge i.d.N.
Schiebetürzarge i.d.W.
14. E-MOTION
Drehschiebetür
15. Verglasungsrahmen/
Ganzglastür
16. Sonderelemente
17. Kämpferprofile/
Glashalteleisten
18. Anwendungen/Optionals
19. Bandsysteme
20. Schlosssysteme
und Verriegelungen
21. OTS / ITS
22. Oberfläche und Materialien
23. Allgemeine Informationen




1. l'azienda / Referenze
2. tipologia di casseporte
3. SPEED
cassaporta in 3-pezzi per montaggio rapido
4. S-2
cassaporta in due pezzi, non regolabile
5. TELESCOP
cassaporta regolabile
6. SOLID
cassaporta in un pezzo MW/muratura
cassaporta in un pezzo GK/parete in cartongesso
7. CORNER
cassaporta ad angolo
8. BLOCK
cassaporta per montaggio in luce
9. THZ
telaio speciale per palestra
10. DESIGN
G-LINE
M-LINE
11. F-LINE
cassaporta antiinfortunistica
12. DOUBLE ACTING
cassaporta per porta a Ventola
13. SLIDE
scorrevole esterno parete
scorrevole interno nicchia
scorrevole interno parete
14. E-MOTION
porta rototraslante
15. telai per vetrate/
casseporte per porte in cristallo
16. elementi speciali
17. profili trasversi/
listelli fermavetro
18. applicazioni/optionals
19. sistemi di cerniere
20. sistemi di serrature e
chiusure speciali
21. OTS / ITS
22. Materiali e superfici
23. informazioni tecniche
generali



1. the company/References
2. typical frame elevations
3. SPEED
3-part frame easy installation
4. S-2
2-part frame, not adjustable
5. TELESCOP
adjustable steel frame
6. SOLID
1-part frame MW/concrete wall
1-part frame GK/stud wall
7. CORNER
corner frame
8. BLOCK
frame for fixing flat in the wall
9. THZ
special frame for sport halls
10. DESIGN
G-LINE
M-LINE
11. F-LINE
frame with safety solution
12. DOUBLE ACTING
double acting frame
13. SLIDE
sliding door external wall
sliding door - in wall niche
sliding door - internal wall
14. E-MOTION
rototraslation door system
15. steel frames for glazing/
steel frame for glass doors
16. special frame elevations
17. transom bars/
glazing beads
18. applications/optionals
19. hinge systems
20. lock and access systems
21. OTS / ITS
22. materials and surfaces
23. general technical
informations



(E)MOTION



Der spezielle Drehschiebemechanismus des „(E)MOTION“ Systems ermöglicht die Verwendung dieser Türe sowohl als Raumspar-tür als auch für den behindertengerechten Einbau.

Durch die Möglichkeit die Türe in beide Richtungen zu öffnen ergeben sich zahlreiche architektonische Vorteile.

Verschiedenste Materialien und Pulverbeschichtungen mit unterschiedlichen Oberflächenstrukturen lassen nahezu unbegrenzten Gestaltungsspielraum.

Il sistema rototraslante „(E)MOTION“ crea la possibilità di utilizzare questa porta sia per esigenza salvaspazio, che per esigenza di persone handicappati.

Con la possibilità d'apertura in entrambi le direzioni si creano varie possibilità di architettura.

Diversi materiali e verniciature a polvere con superficie a scelta Vi lasciano possibilità quasi senza confine.

The special system „(E)MOTION“ gives you the possibility to use this door as a space saving system but also for a special door suitable for handicap solution.

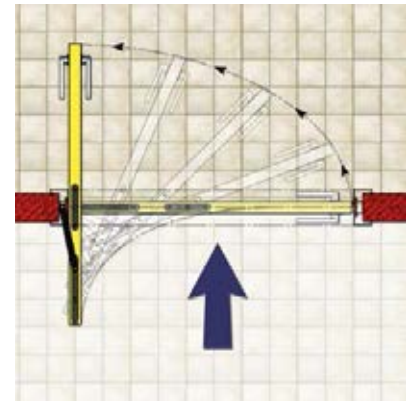
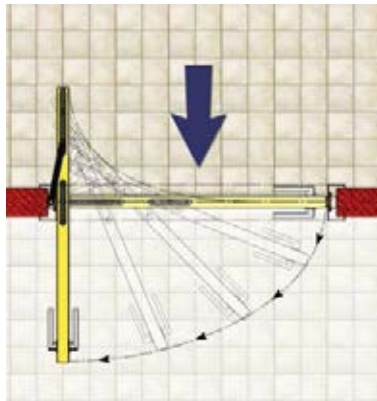
The possibility to open the door in both directions gives many solutions to the architects.

Different materials and powder-coatings with various surfaces let you plan without limits.

Durch das „(E)MOTION“ System kann eine Platzersparnis von ca. 50% im Gegenzug zu einer normalen Drehtüre erreicht werden, wodurch engste Räume nutzbar gemacht werden können.

Col sistema „(E)MOTION“ il progettista ha la possibilità di risparmiare fino a 50% dello spazio necessario per porte normali, che permette di utilizzare spazi strettissimi.

The „(E)MOTION“ system gives the possibility to reduce the necessary space by 50% what give the possibility to make it work in really „small“ places.



Die Möglichkeit die Türe in beide Richtungen zu öffnen schafft zahlreiche Vorteile
 La possibilità di aprire la porta in entrambi le direzioni crea tanti vantaggi
 The possibility to open the door in both directions gives so many advantages



Die direkte Gegenüberstellung einer normalen Türzarge mit dem „(E)MOTION“ System verdeutlicht die sich ergebenden architektonischen Vorteile wie Platzersparnis, Öffnung in beide Richtungen sowie natürlich das elegante Erscheinungsbild.

Il confronto diretto tra un telaio normale e il sistema „(E)MOTION“ dimostra i vantaggi architettonici come risparmio di spazio, apertura in entrambi le direzioni e naturalmente un'estetica elegante.

In direct confrontation of a normal doorframe and the „(E)MOTION“ system shows the architectural advantages as space save, opening in both directions and naturally the elegance.

In Zeiten wo Platzersparnis ein Thema ist, ist „(E)MOTION“ eine ideale Lösung um Türen eine besondere Note zu geben.

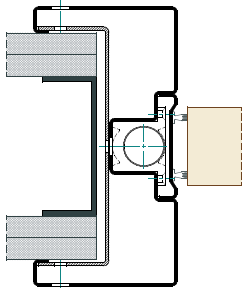
In tempi dove il recupero di spazio è un tema nell'architettura degli interni, con „(E)MOTION“ proponiamo una soluzione interessante.

*Today's architects often request a space saving solution for interior design.
 In this case rema „(E)MOTION“ is the best solution.*

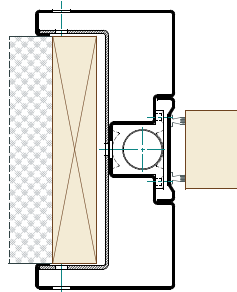


Wandanschlüsse

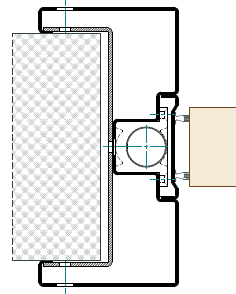
particolari costruzione parete
 typical wall constructions



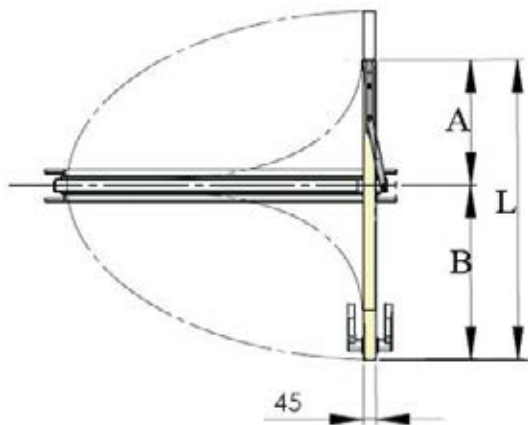
auf Gipswand
 su parete in cartongesso
 stud / gypsum wall



auf Holzblindrahmen
 su falso telaio in legno
 on wooden subframe



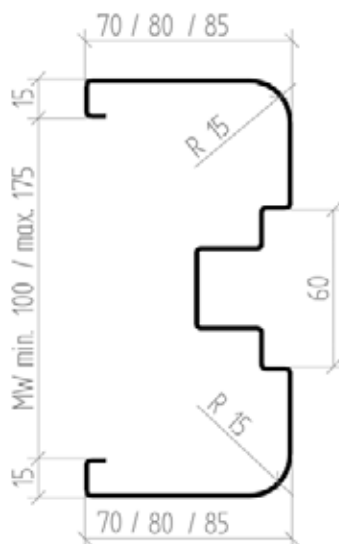
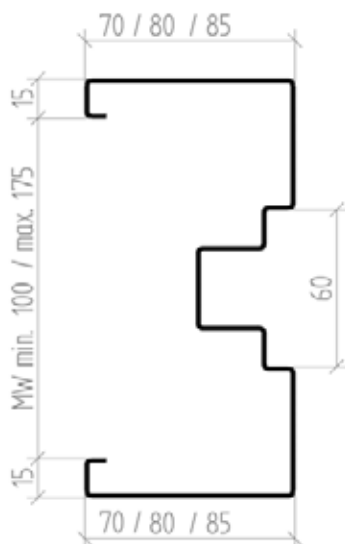
auf fertiger Wand
 su parete finita
 on finished wall



L	A	B
- 700	355	345
- 750	380	370
- 800	405	395
- 850	430	420
- 900	455	445
- 950	477	473
- 1000	507	493
- 1100	557	543

Maßtabelle

tabella ingombri
 measure list



Profilvarianten

gamma profili
 profil optionalis

erhältlich in allen RAL Farben oder Edelstahl
 disponibile in tutti i colori RAL oppure acciaio INOX
 available in all RAL colors or stainless steel



rema Stahlzarge Modell (E)-Motion, Drehschiebetürsystem zur Montage auf fertiger Wand
Zarge mit verschraubten Ecken
Profil (Auswahl aus rema Profilvariante)
für stumpfes Türblatt; Türblattstärke (TS)...mm

Material: verzinktes Stahlblech 1,5mm
bzw. Edelstahl V2A oder V4A 1,5mm

Oberfläche: pulverbeschichtet RAL...
oder bei Edelstahl geschliffen K220
bzw. gebürstet Scotch Brite

komplette mit speziellem Drehschiebetürbeschlag
Vorrichtung für Magnetschloss
Montage zum Verschrauben an die Wandkonstruktion

telaio rema modello (E)-Motion, per porta rototraslante, per fissaggio su parete finita
telaio con angoli avvitati
profilo (scelta della gamma di profili rema)
per porta a filo; spessore pannello (TS)...mm

materiale: Lamiera zincata 1,5mm
oppure lamiera INOX AISI304 oppure AISI316 spessore 1,5mm

superficie: verniciato a polveri RAL...
per telaio Inox satinato Scotch Brite
oppure K220

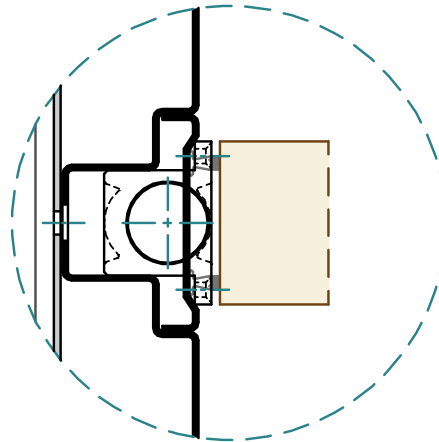
completo con meccanismo rototraslante
predisposizione serratura magnetica
fissaggio con staffe

*rema steel frame model (E)-Motion, special rototraslation door system for fixing on finished wall
frame screwed corners
profile (choose from the rema profile range)
for flush door; leaf thickness (TS)...mm*

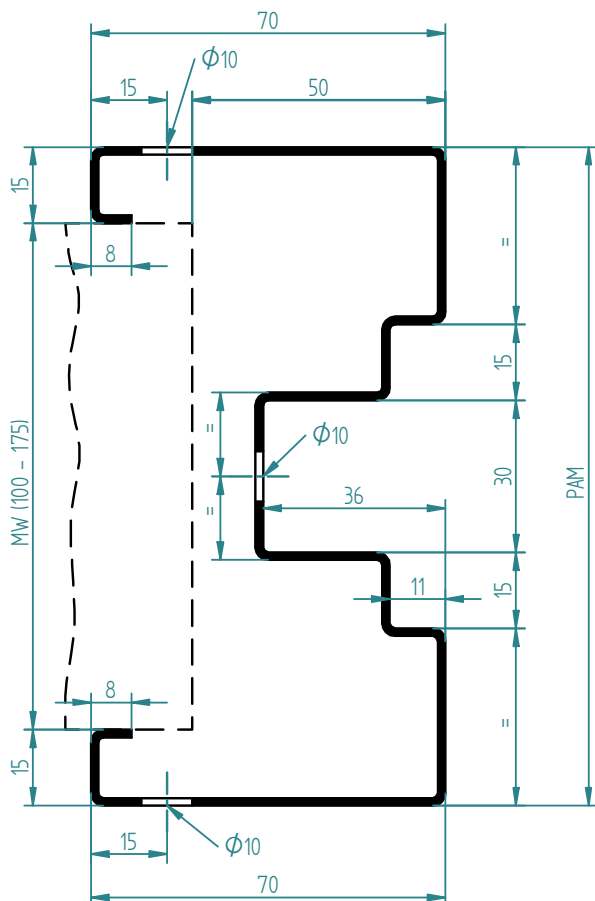
*material: galvanized steel sheet 1,5mm or 2,0mm
or Stainless steel sheet V2A or V4A
1,5mm or 2,0mm*

*surface: powder coated RAL...
for stainless steel satinated K220 or
Scotch Brite*

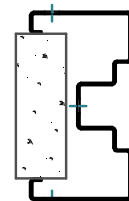
*complete with special mechanism for rototraslation doors
prep for magnetic lock
fixing with brackets*



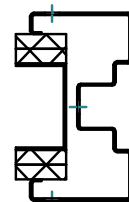
Stahlzarge für Drehschiebetür E-MOTION
 casseporte per porte rototraslente E-MOTION
 steel frames for E-MOTION doors



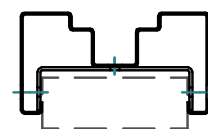
Montage auf fertiger Wand
 montaggio su parete finita
 fitting on finished wall

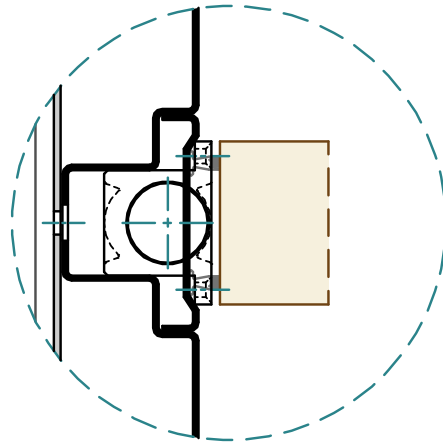


Montage auf Gipswand
 montaggio su parete
 in cartongesso
 fitting on stud/gypsum wall

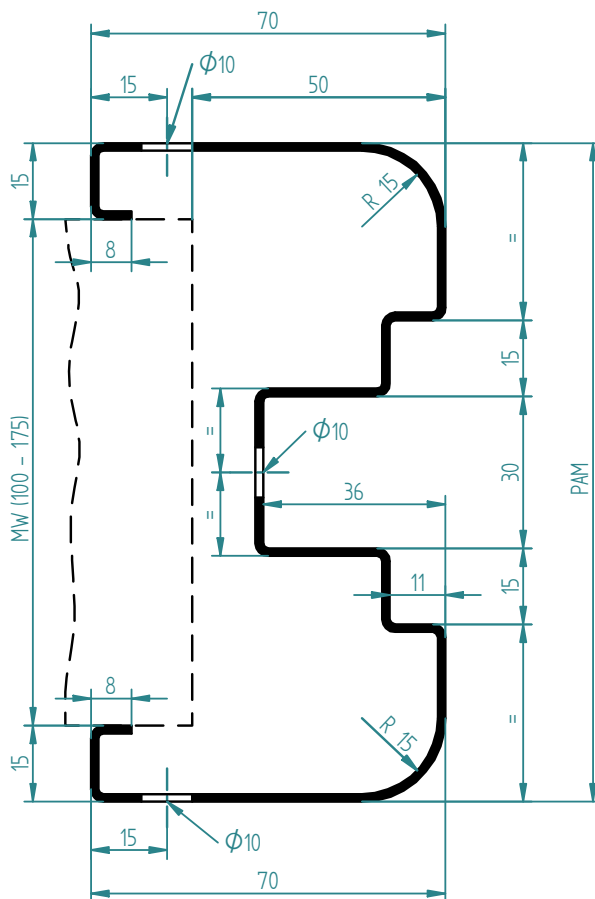


Befestigung mit Hutanker
 fissaggio con staffa ad "U"
 fixing with "U" bracket

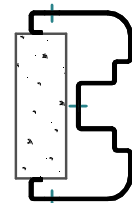




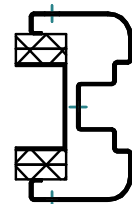
Stahlzarge für Drehschiebetür E-MOTION
 casseporte per porte rototraslente E-MOTION
 steel frames for E-MOTION doors



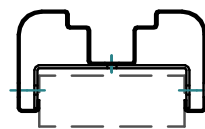
Montage auf fertiger Wand
 montaggio su parete finita
 fitting on finished wall

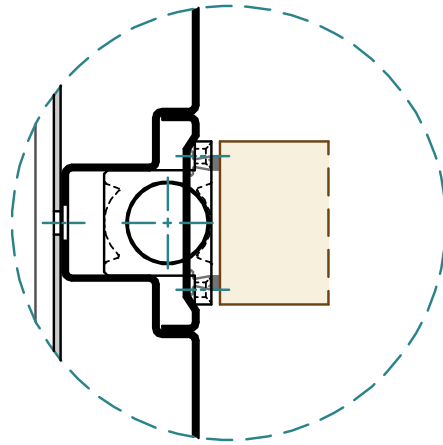


Montage auf Gipswand
 montaggio su parete
 in cartongesso
 fitting on stud/gypsum wall

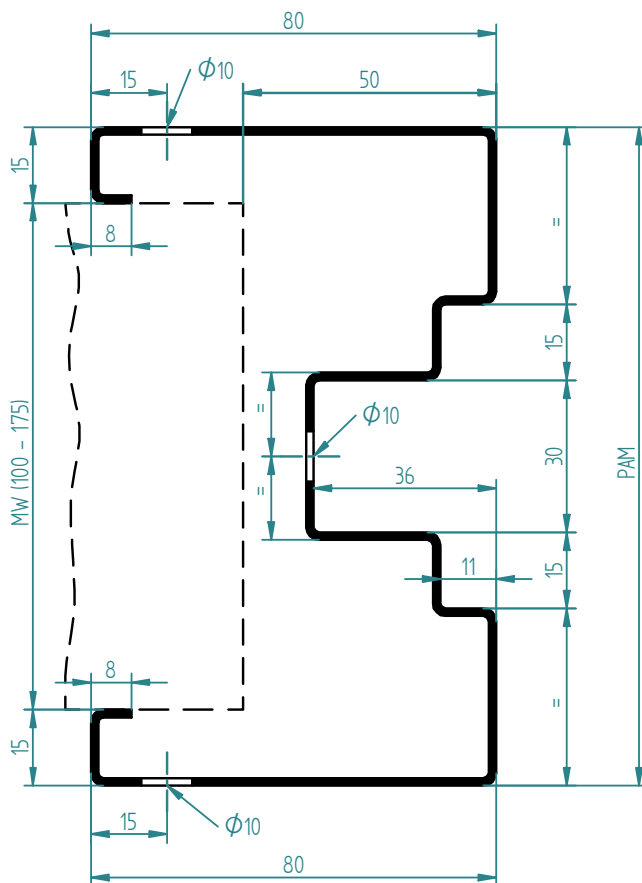


Befestigung mit Hutanker
 fissaggio con staffa ad "U"
 fixing with "U" bracket

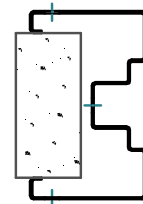




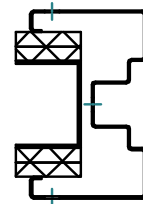
Stahlzarge für Drehschiebetür E-MOTION
 casseporte per porte rototraslente E-MOTION
 steel frames for E-MOTION doors



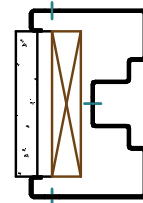
Montage auf fertiger Wand
 montaggio su parete finita
 fitting on finished wall



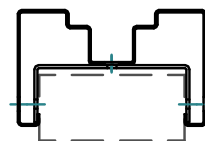
Montage auf Gipswand
 montaggio su parete
 in cartongesso
 fitting on stud/gypsum wall

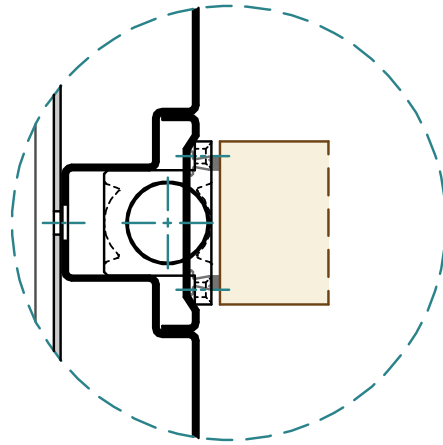


Montage auf Holzblindrahmen
 montaggio su falso telaio
 fitting on wooden subframe

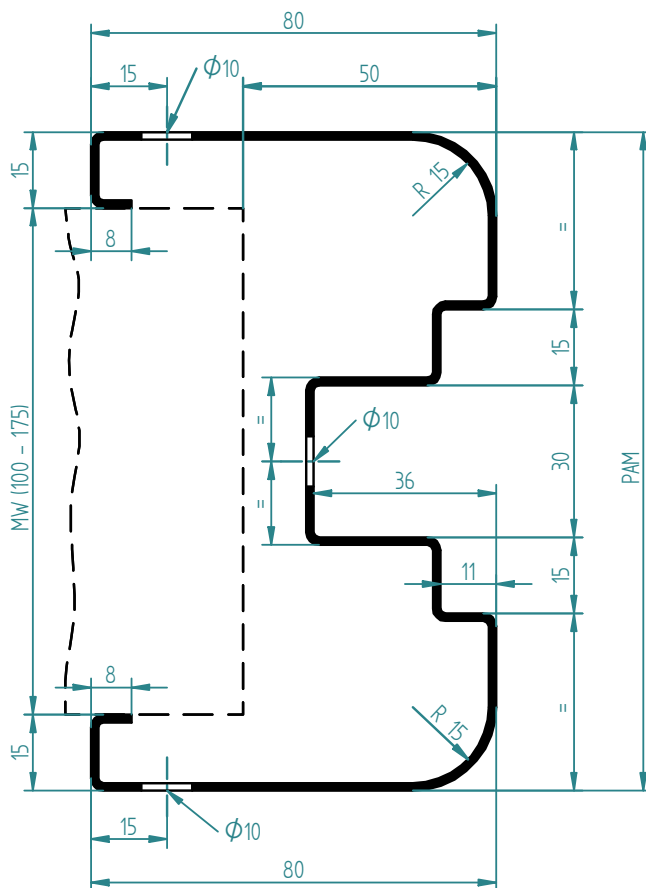


Befestigung mit Hutanker
 fissaggio con staffa ad "U"
 fixing with "U" bracket

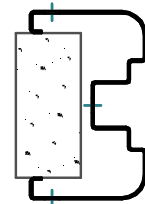




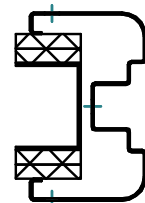
Stahlzarge für Drehschiebetür E-MOTION
 casseporte per porte rototraslente E-MOTION
 steel frames for E-MOTION doors



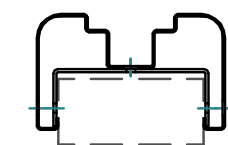
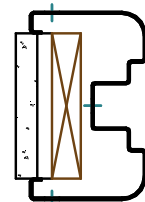
Montage auf fertiger Wand
 montaggio su parete finita
 fitting on finished wall



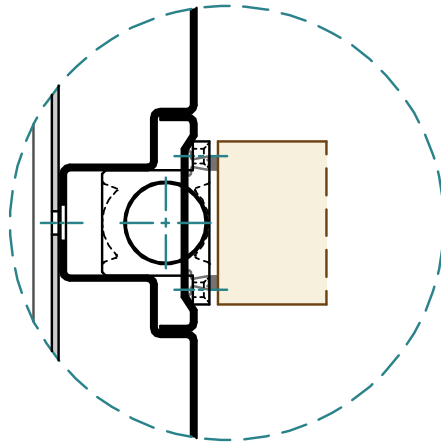
Montage auf Gipswand
 montaggio su parete
 in cartongesso
 fitting on stud/gypsum wall



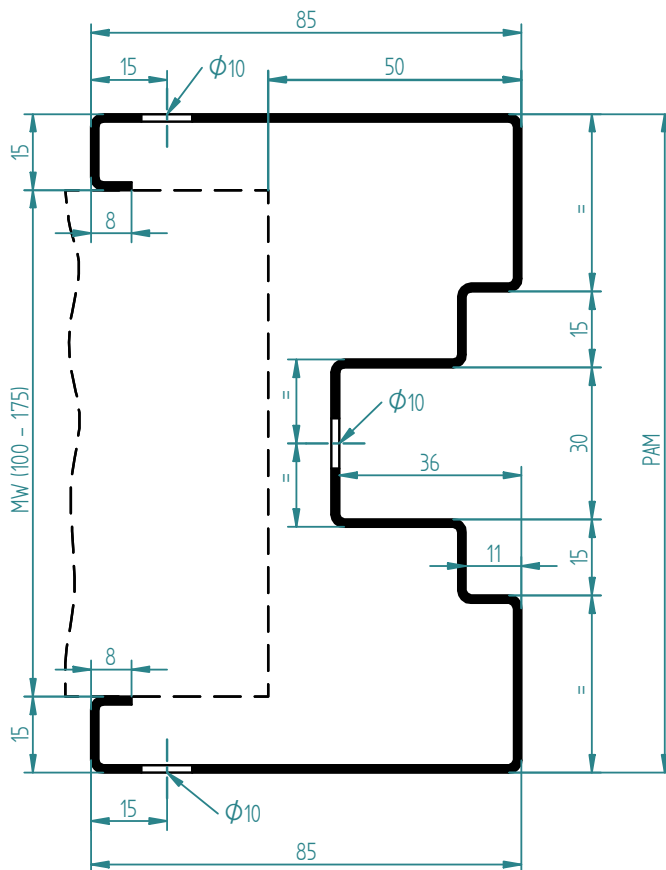
Montage auf Holzblindrahmen
 montaggio su falso telaio
 fitting on wooden subframe



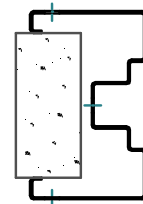
Befestigung mit Hutanker
 fissaggio con staffa ad "U"
 fixing with "U" bracket



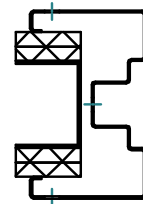
Stahlzarge für Drehschiebetür E-MOTION
 casseporte per porte rototraslente E-MOTION
 steel frames for E-MOTION doors



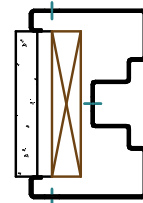
Montage auf fertiger Wand
 montaggio su parete finita
 fitting on finished wall



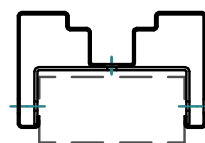
Montage auf Gipswand
 montaggio su parete
 in cartongesso
 fitting on stud/gypsum wall

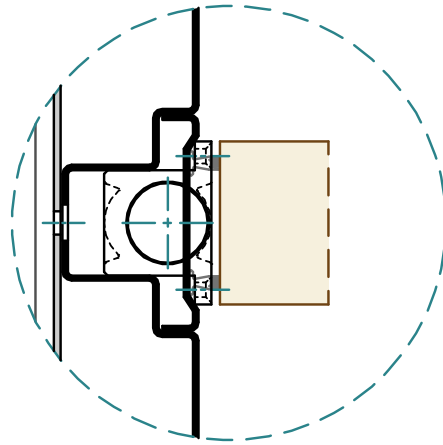


Montage auf Holzblindrahmen
 montaggio su falso telaio
 fitting on wooden subframe

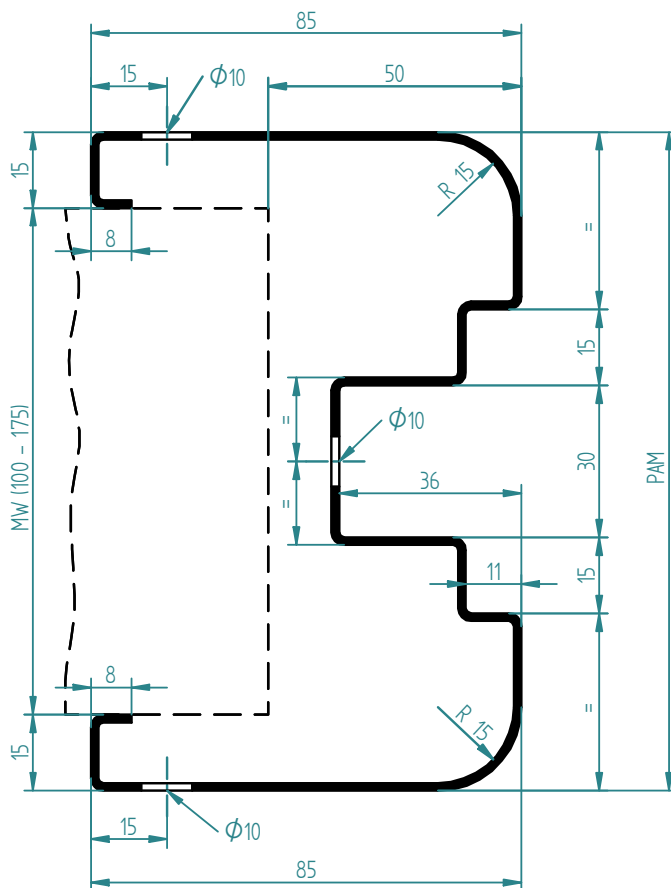


Befestigung mit Hutanker
 fissaggio con staffa ad "U"
 fixing with "U" bracket

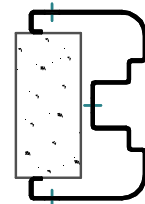




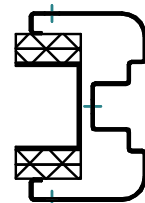
Stahlzarge für Drehschiebetür E-MOTION
 casseporte per porte rototraslente E-MOTION
 steel frames for E-MOTION doors



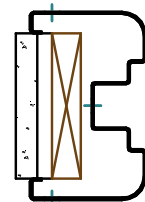
Montage auf fertiger Wand
 montaggio su parete finita
 fitting on finished wall



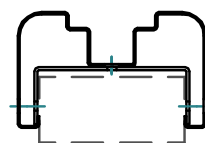
Montage auf Gipswand
 montaggio su parete
 in cartongesso
 fitting on stud/gypsum wall



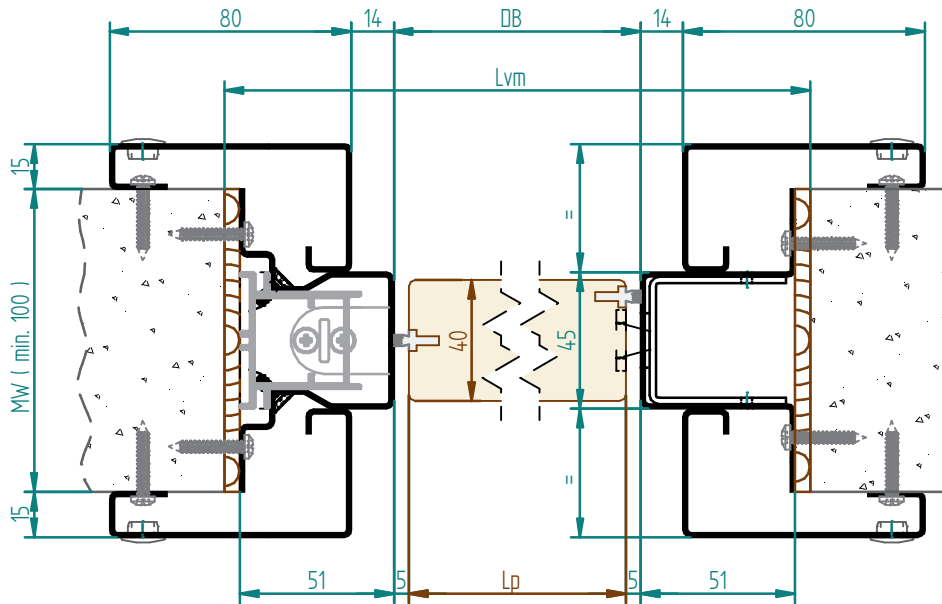
Montage auf Holzblindrahmen
 montaggio su falso telaio
 fitting on wooden subframe



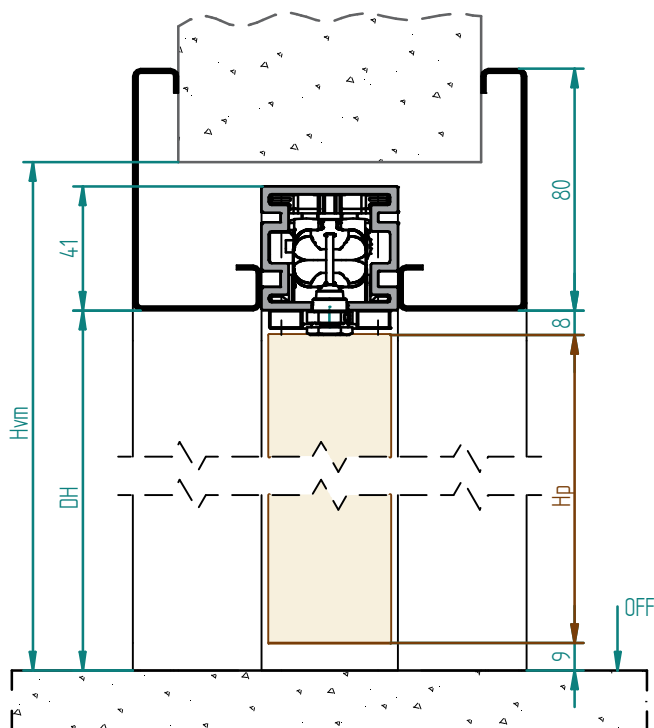
Befestigung mit Hutanker
 fissaggio con staffa ad "U"
 fixing with "U" bracket



	<table border="1"> <tr><td>A</td><td>Kopfteil, traverso, head part</td></tr> <tr><td>B</td><td>Bandseite, lato cerniere, hinge part</td></tr> <tr><td>C</td><td>Schlossseite, lato serratura, lock side</td></tr> <tr><td>D</td><td>Laufschiene, guida, guide rail</td></tr> <tr><td>E</td><td>Aluabdeckung, copertura in Al, cover profile in Al</td></tr> <tr><td>F</td><td>Schliessblech, incontro serratura, strike plate</td></tr> <tr><td>G</td><td>Mechanismus, meccanismo, mechanism</td></tr> <tr><td>H</td><td>Blehschrauben, vite, screws 4,8x19</td></tr> <tr><td>I</td><td>Spannplattensch., vite, screws 4,5x50</td></tr> <tr><td>J</td><td>Senkkopfschrauben, vite, screws M4x16</td></tr> <tr><td>K</td><td>Blehschrauben, vite, screws 2,9x25</td></tr> <tr><td>L</td><td>Abdeckkappen, tapino, cover cap</td></tr> </table>	A	Kopfteil, traverso, head part	B	Bandseite, lato cerniere, hinge part	C	Schlossseite, lato serratura, lock side	D	Laufschiene, guida, guide rail	E	Aluabdeckung, copertura in Al, cover profile in Al	F	Schliessblech, incontro serratura, strike plate	G	Mechanismus, meccanismo, mechanism	H	Blehschrauben, vite, screws 4,8x19	I	Spannplattensch., vite, screws 4,5x50	J	Senkkopfschrauben, vite, screws M4x16	K	Blehschrauben, vite, screws 2,9x25	L	Abdeckkappen, tapino, cover cap	
A	Kopfteil, traverso, head part																									
B	Bandseite, lato cerniere, hinge part																									
C	Schlossseite, lato serratura, lock side																									
D	Laufschiene, guida, guide rail																									
E	Aluabdeckung, copertura in Al, cover profile in Al																									
F	Schliessblech, incontro serratura, strike plate																									
G	Mechanismus, meccanismo, mechanism																									
H	Blehschrauben, vite, screws 4,8x19																									
I	Spannplattensch., vite, screws 4,5x50																									
J	Senkkopfschrauben, vite, screws M4x16																									
K	Blehschrauben, vite, screws 2,9x25																									
L	Abdeckkappen, tapino, cover cap																									
<p>1</p>	<p>Zuerst das Seitenteil mit den Ausstanzungen, wie im Detail ersichtlich, entgegengesetzt der Schlossseite montieren. Montare il lato laterale con il scasso (vedi dettaglio), montare opposto al lato serratura. Mount the side part with the cut out (see detail), mount it contrary to the lock side.</p>	<p>6</p> <p>Mechanismus montieren. Montare il meccanismo. Mount the mechanism.</p>																								
<p>2</p>	<p>Kopfteil, dann Schlossseite montieren. Montare il traverso prima del lato serratura. Mount the head part before the lock side.</p>	<p>7</p> <p>Tür in Laufschiene einhängen. Appendere la porta nella guida. Hinge the door on the guide rail.</p>																								
<p>3</p>	<p>Mit Blehschraube 4,8x19 verschrauben. Avvitare con vite 4,8x19. To fix with screws 4,8x19.</p>	<p>8</p> <p>Mechanismus montieren. Montare il meccanismo. Mount the mechanism.</p>																								
<p>4</p>	<p>Die Zarge am Mauerwerk mit den Spannplattenschrauben 4,5x50 befestigen und ausschäumen. Fissare il telaio sul muro con vite 4,5x50 e schiumare il telaio. To fix the door frame with screws 4,5x50 and foam in pack.</p>	<p>9</p> <p>Schliessblech mit Blehschraube M4x16 und Aluabdeckung mit Senkkopfschraube 2,9x25 montieren. Avvitare incontro serratura con vite M4x16 e avvitare la copertura in alluminio con vite 2,9x25. Fix the strike plate with screws M4x16 and then fix the aluminum cover profile.</p>																								
<p>5</p>	<p>Laufschiene im Kopfteil montieren. Montare la guida nel traverso. Mount the guide rail on the head part.</p>																									

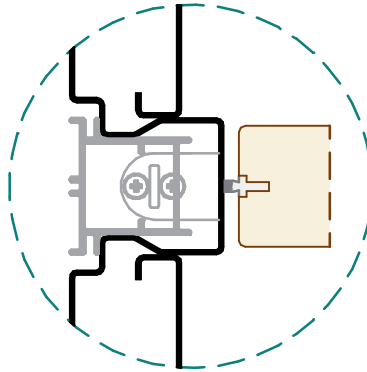


Stahlzarge für Drehschiebetür E-MOTION SWING
 casseporte per porte rototraslente E-MOTION SWING
 steel frames for E-MOTION SWING doors

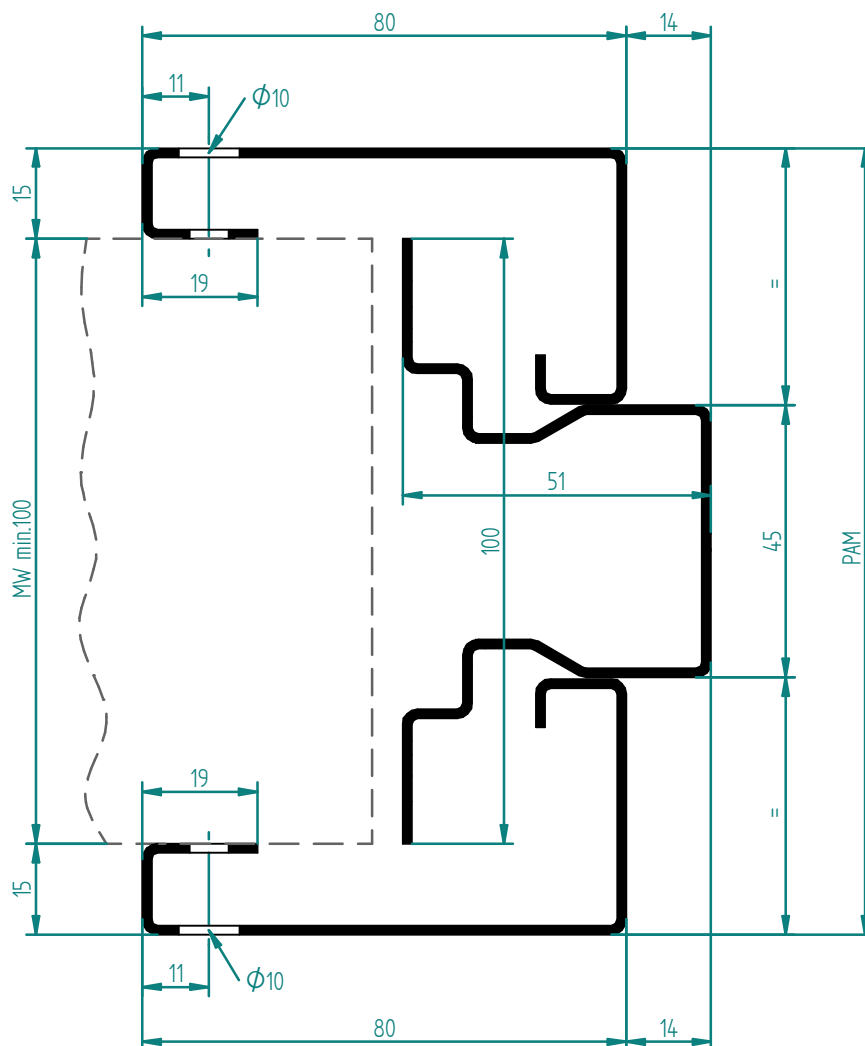


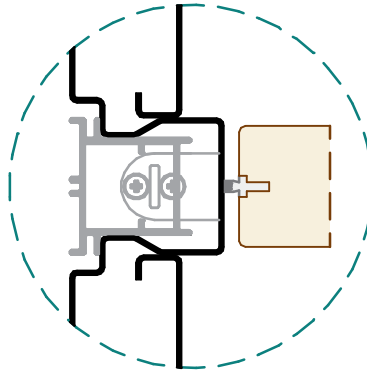
Lp	DB
475	485
515	525
565	575
615	625
665	675
715	725
765	775
815	825
865	875
915	925
965	975
1015	1025
1065	1075
1115	1125
1165	1175
1215	1225
1265	1275
1315	1325

Hp	DH
1884	1901
1934	1951
1984	2001
2034	2051
2084	2101
2134	2151
2184	2201

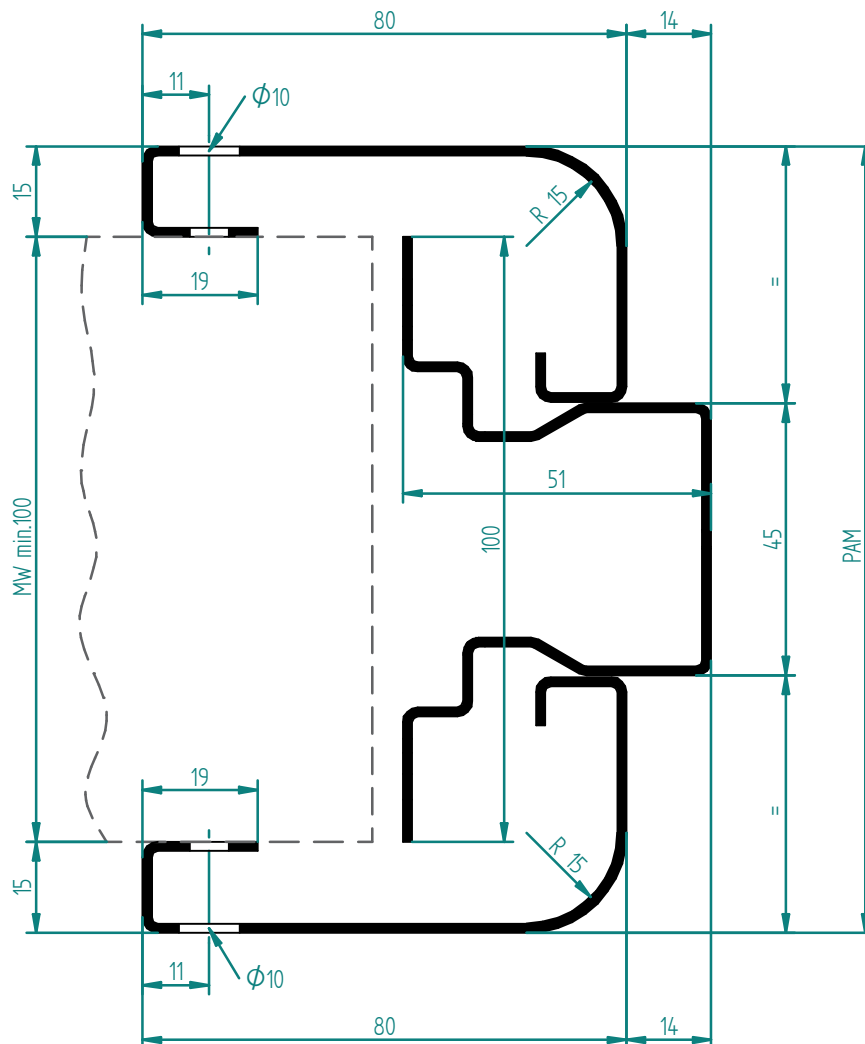


Stahlzarge für Drehschiebetür E-MOTION SWING
 casseporte per porte rototraslente E-MOTION SWING
 steel frames for E-MOTION SWING doors





Stahlzarge für Drehschiebetür E-MOTION SWING
 casseporte per porte rototraslente E-MOTION SWING
 steel frames for E-MOTION SWING doors




	<table border="1"> <tr><td>A</td><td>2x Kopfteil, traverso, head part</td></tr> <tr><td>B</td><td>2x Bandseite, lato cerniere, hinge part</td></tr> <tr><td>C</td><td>2x Schlossseite, lato serratura, lock side</td></tr> <tr><td>D</td><td>Laufschiene, guida, guide rail</td></tr> <tr><td>E1 / E2</td><td>seitliche Profile, profili laterali, side profiles</td></tr> <tr><td>F</td><td>Schliessblech, incontro serratura, strike plate</td></tr> <tr><td>G</td><td>Mechanismus, meccanismo, mechanism</td></tr> </table>	A	2x Kopfteil, traverso, head part	B	2x Bandseite, lato cerniere, hinge part	C	2x Schlossseite, lato serratura, lock side	D	Laufschiene, guida, guide rail	E1 / E2	seitliche Profile, profili laterali, side profiles	F	Schliessblech, incontro serratura, strike plate	G	Mechanismus, meccanismo, mechanism
A	2x Kopfteil, traverso, head part														
B	2x Bandseite, lato cerniere, hinge part														
C	2x Schlossseite, lato serratura, lock side														
D	Laufschiene, guida, guide rail														
E1 / E2	seitliche Profile, profili laterali, side profiles														
F	Schliessblech, incontro serratura, strike plate														
G	Mechanismus, meccanismo, mechanism														
<p>①</p> <p>Mechanismus zusammenschrauben It. Koblenz Anleitung Assemblare il meccanismo sec. istruzione Koblenz Mount the mechanism as Koblenz mounting instruction</p>	<p>⑤</p> <p>Profile in Maueröffnung montieren. Montare i profili nel foro muro. Mount the profiles in the wall opening.</p>														
<p>②</p> <p>Mit Blechschraube 4,8x19 verschrauben (falls Ecken nicht verschweisst sind) Avvitare con vite 4,8x19 (se gli angoli non sono saldati) To fix with screws 4,8x19 (if the corners are not welded)</p>	<p>⑥</p> <p>Tür in Laufschiene einhängen und It. Koblenz Anleitung einstellen Appendere la porta nella guida e regolarla secondo l'istruzione Koblenz. Hinge the door on the guide rail and adjust the door as described in the Koblenz mounting instruction.</p>														
<p>③</p> <p>Mit Blechschraube 4,2x16 verschrauben. Avvitare con vite 4,2x16. To fix with screws 4,2x16.</p>	<p>⑦</p> <p>Verkleidungen montieren und Löcher mit Abdeckkappen 10mm abdecken. Montare i rivestimenti e chiudere i fori con i tappini 10mm. Mount the sleeve profiles and cover the holes with 10mm cover caps.</p>														
<p>④</p> <p>Laufschiene in Seitenteilen einfädeln und bei E1 mit M5x55 Schrauben fixieren infilare la guida nei profili laterali e fissarla con vite M5x55 sul lato E1 arrange the guide rail in the side profiles and fix it with screws M5x55 on E1 side</p> <p>Detail A</p> <p>Detail B</p>	<p>⑧</p> <p>Schliessblech mit Schraube M5x16 und Magnet unten mit Schraube M3x10 montieren. Avvitare incontro serratura con vite M5x16 e avvitare magnetete sotto con vite M3x10. Fix the strike plate with screws M5x16 and then fix the magnet below with screws M3x10.</p>														

Ideen?

idee?


ideas?

E-MOTION





1. Wir über uns/ Referenzen	1. l'azienda / Referenze	1. the company/References
2. Typenübersicht	2. tipologia di casseporte	2. typical frame elevations
3. SPEED 3-teilige Schnellbauzarge	3. SPEED cassaporta in 3-pezzi per montaggio rapido	3. SPEED 3-part frame easy installation
4. S-2 2-teilige Zarge, nicht verstellbar	4. S-2 cassaporta in due pezzi, non regolabile	4. S-2 2-part frame, not adjustable
5. TELESCOP 2-teilige verstellbare Zarge	5. TELESCOP cassaporta regolabile	5. TELESCOP adjustable steel frame
6. SOLID 1-teilige Zarge MW/Mauerwerk 1-teilige Zarge GK/Trockenbauzarge	6. SOLID cassaporta in un pezzo MW/muratura cassaporta in un pezzo GK/parete in cartongesso	6. SOLID 1-part frame MW/concrete wall 1-part frame GK/stud wall
7. CORNER Eckzarge	7. CORNER cassaporta ad angolo	7. CORNER corner frame
8. BLOCK Blockzarge	8. BLOCK cassaporta per montaggio in luce	8. BLOCK frame for fixing flat in the wall
9. THZ Turnhallenzarge	9. THZ telaio speciale per palestra	9. THZ special frame for sport halls
10. DESIGN G-LINE M-LINE	10. DESIGN G-LINE M-LINE	10. DESIGN G-LINE M-LINE
11. F-LINE Fingerschutzzarge	11. F-LINE cassaporta antiinfortunistica	11. F-LINE frame with safety solution
12. DOUBLE ACTING Pendeltürzarge	12. DOUBLE ACTING cassaporta per porta a Ventola	12. DOUBLE ACTING double acting frame
13. SLIDE Schiebetürzarge v.d.W. Schiebetürzarge i.d.N. Schiebetürzarge i.d.W.	13. SLIDE scorrevole esterno parete scorrevole interno nicchia scorrevole interno parete	13. SLIDE sliding door external wall sliding door - in wall niche sliding door - internal wall
14. E-MOTION Drehschiebetür	14. E-MOTION porta rototraslante	14. E-MOTION rototraslation door system
15. Verglasungsrahmen/ Ganzglastür	15. telai per vetrate/ casseporte per porte in cristallo	15. steel frames for glazing/ steel frame for glass doors
16. Sonderelemente	16. elementi speciali	16. special frame elevations
17. Kämpferprofile/ Glashalteleisten	17. profili trasversi/ listelli fermavetro	17. transom bars/ glazing beads
18. Anwendungen/Optionals	18. applicazioni/optionals	18. applications/optionals
19. Bandsysteme	19. sistemi di cerniere	19. hinge systems
20. Schlosssysteme und Verriegelungen	20. sistemi di serrature e chiusure speciali	20. lock and access systems
21. OTS / ITS	21. OTS / ITS	21. OTS / ITS
22. Oberfläche und Materialien	22. Materiali e superfici	22. materials and surfaces
23. Allgemeine Informationen	23. informazioni tecniche generali	23. general technical informations



Leichtigkeit und Transparenz; Glas und Stahl das sind Themen welche in der Innenarchitektur eine wichtige Rolle spielen. Rema bietet für die Anwendung mit Glas ein breites Programm an verschiedenen Verglasungsrahmen und Profilen.

Wir bieten Produkte welche folgenden Anforderungen gerecht werden:

- Einfach oder Doppelverglasungen
- Für unterschiedlichste Wandanschlüsse
- Vielfalt an Profilen mit modernem Design
- Stahl pulverbeschichtet oder Edelstahl

Große Farbauswahl

Maßfertigung

- Lösungen für den Schallschutz
- Lösungen für den Brandschutz
- Lösungen für den Strahlenschutz

Für weitere Informationen bitten wir Sie unseren Verkaufs Service zu kontaktieren.

Leggerezza e trasparenza - vetro e acciaio questo thema é di grande importanza nell' architettura degli interni. Rema offre un programma di telai e profili specialmente adatto per vetro

Telai per vetrate interne per le seguenti applicazioni:

- vetro singolo oppure doppio vetro
- fissaggio su vari tipi di costruzione di parete
- vasta gamma di profili con design moderno acciaio verniciato
- vasta gamma di colori
- anche in acciaio inox

costruzione su misura

- soluzioni per fonoassorbenza
- soluzioni per antincendio
- soluzioni per finestrature antiraggi

Per ulteriori informazioni Vi preghiamo di contattare il nostro servizio vendite.

light and transparency - glass and steel for modern interior design rema is offering a complete range of screens and profiles

rema window screens are suitable for following applications:

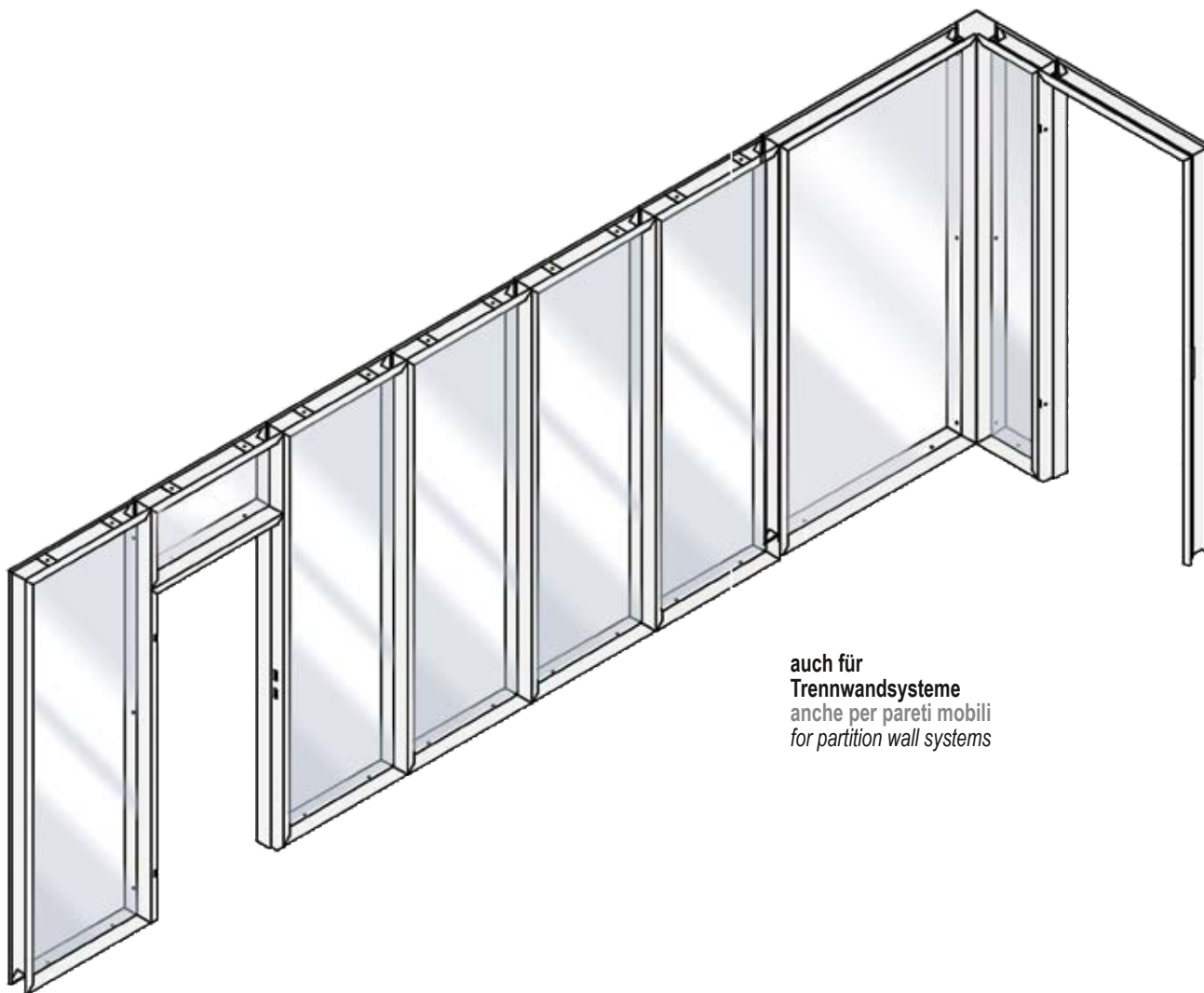
- single and double glazing
- installation on many different types of wall constructions
- big range of well designed profiles
- powder coated steel or stainless steel

big range of colours and surfaces

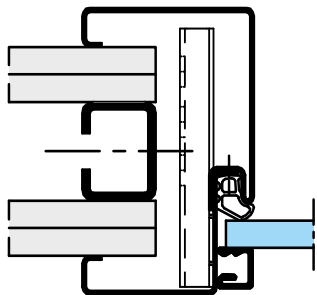
custom made sizes

- solutions for sound proof**
- solutions for fire rate**
- solutions for x-ray protection**

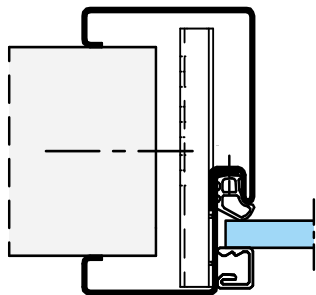
For more information please contact our sales service



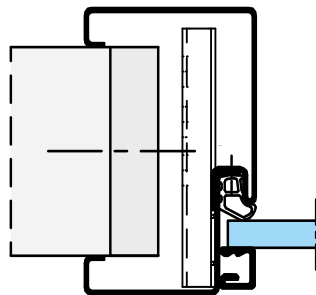
auch für
Trennwandsysteme
anche per pareti mobili
for partition wall systems



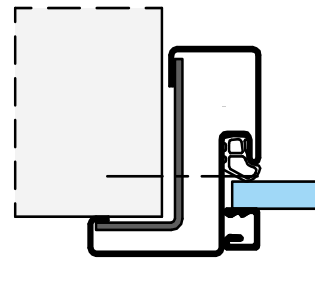
als 2-teilige Zarge auf Gipswand mit Hutanker S2+TZ
telaio in 2 parti su parete in cartongesso con staffa di fissaggio S2+TZ
2 part window frame on stud / gypsum wall, with anchor S2+TZ



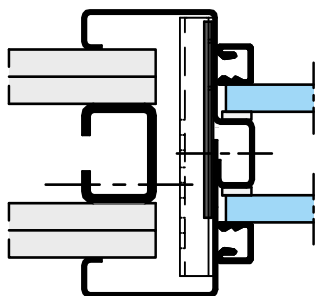
als 2-teilige Zarge auf fertiger Wand, mit Hutanker S2+TZ
telaio in 2 parti su parete finita, con staffa di fissaggio S2+TZ
2 part window frame on finished wall, with anchor S2+TZ



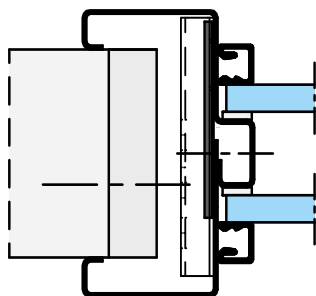
als 2-teilige Zarge auf Holzblindrahmen, mit Hutanker S2+TZ
telaio in 2 parti su falso telaio, con staffa di fissaggio S2+TZ
2 part window frame on wooden subframe, with anchor S2+TZ



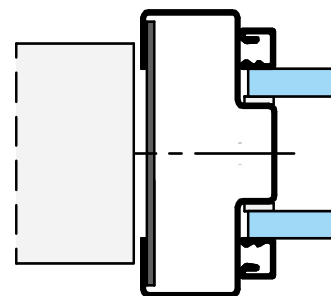
als Eckzarge mit L-Anker für Dübelmontage
telaio ad angolo con fissaggio a L
corner frame with L-shaped anchor



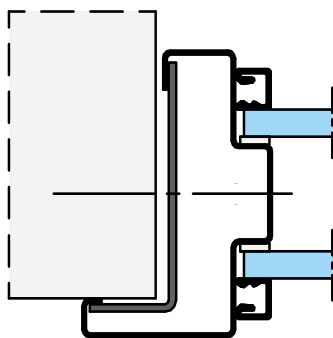
als 2-teilige Zarge auf Gipswand, mit Hutanker S2+TZ
telaio in 2 parti su parete in cartongesso, con staffa di fissaggio S2+TZ
2 part window frame on stud / gypsum all, with anchor S2+TZ



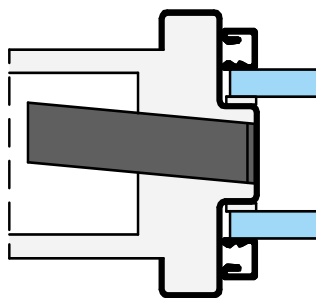
als 2-teilige Zarge auf Holzblindrahmen, mit Hutanker S2+TZ
telaio in 2 parti su falso telaio, con staffa di fissaggio S2+TZ
2 part window frame on wooden subframe, with anchor S2+TZ



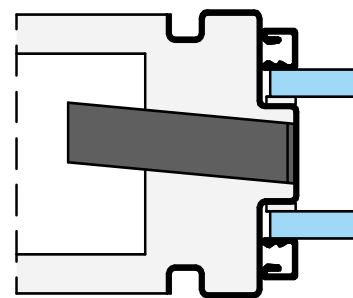
als 1-teilige Zarge in Wandlaibung mit Flachanker
telaio fisso montato in luce con staffa piatta
1 part window frame fixed within the opening with flat anchor



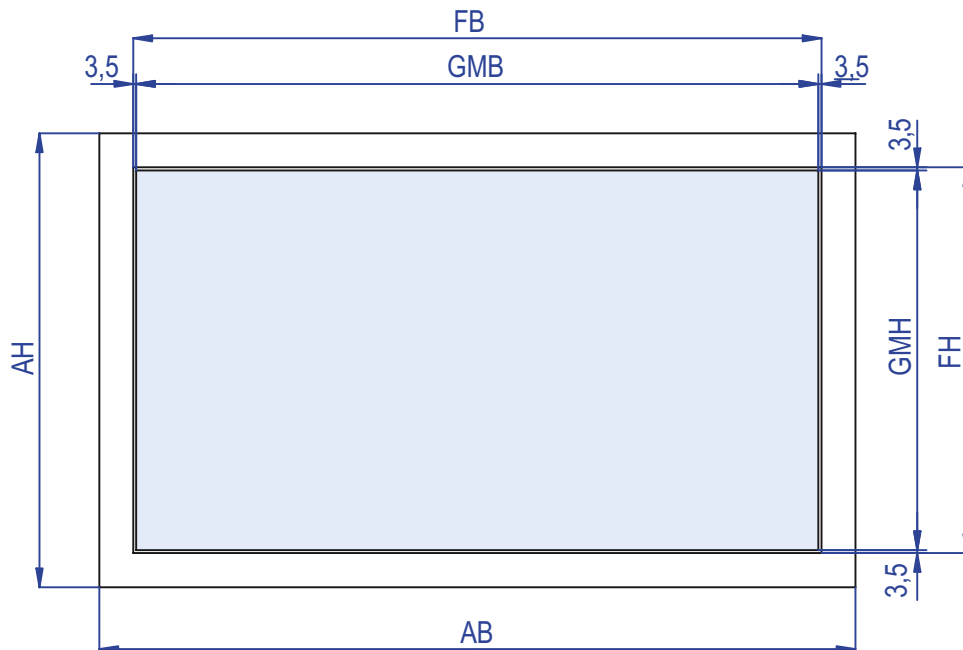
als Eckzarge mit L-Anker für Dübelmontage
telaio ad angolo con fissaggio a L
corner frame with L-shaped anchor



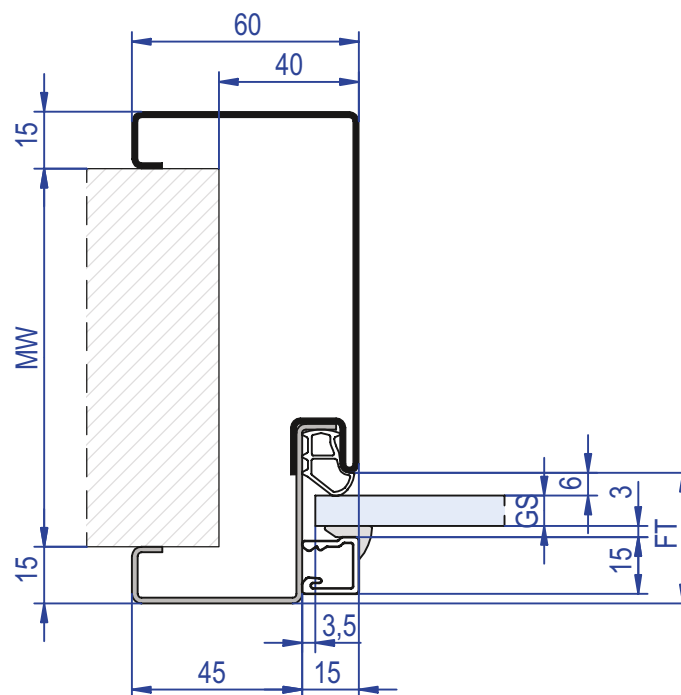
als Mauerwerkzarge (Eingießzarge) mit Maueranker
telaio da murare (da inghiassare) con zanche da murare
1 part window frame for concrete with wall anchor

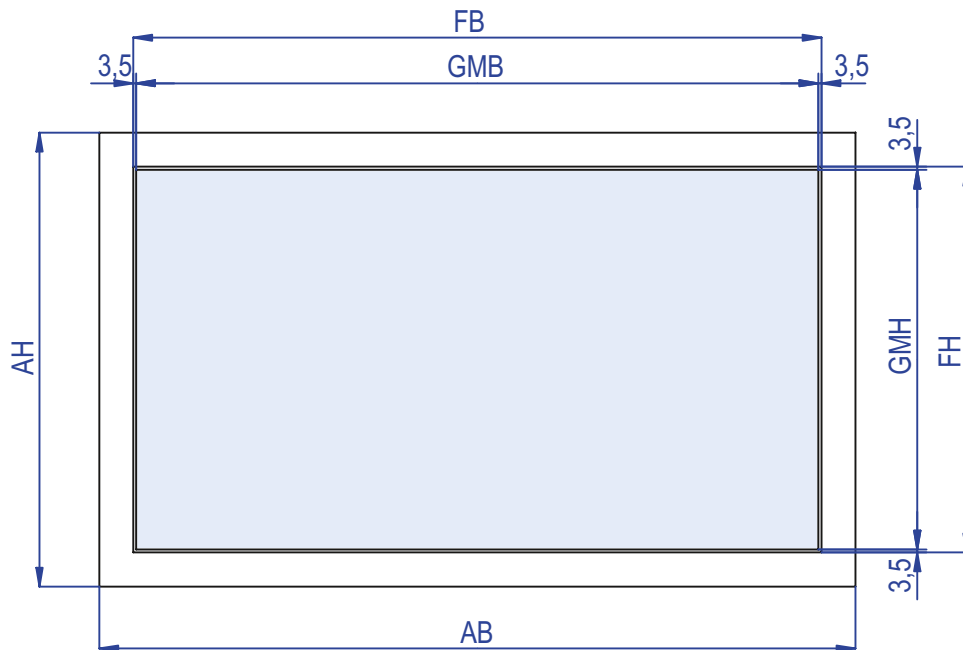


als Mauerwerkzarge (Eingießzarge) mit Schattennut, Befestigung Maueranker
telaio da murare (da inghiassare) con canalino scuretto, con zanche da murare
1 part window frame for concrete with shadow groove, fixing device wall anchor

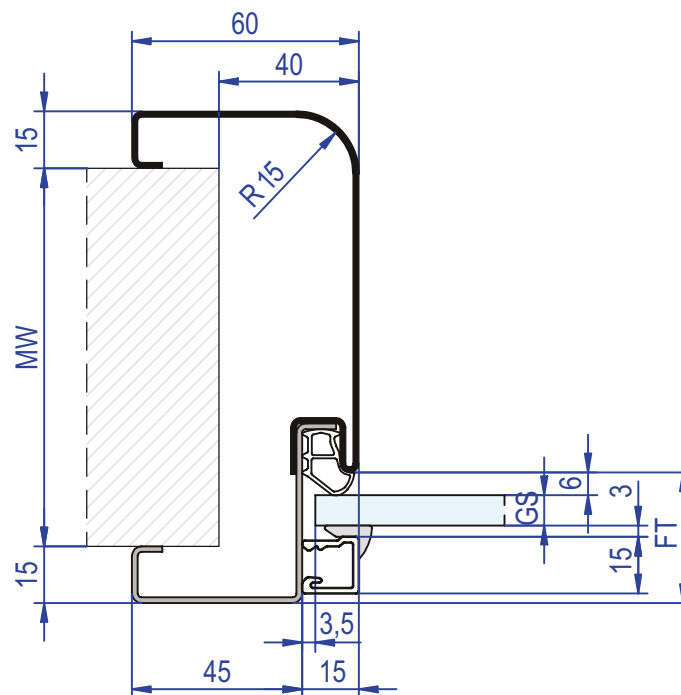


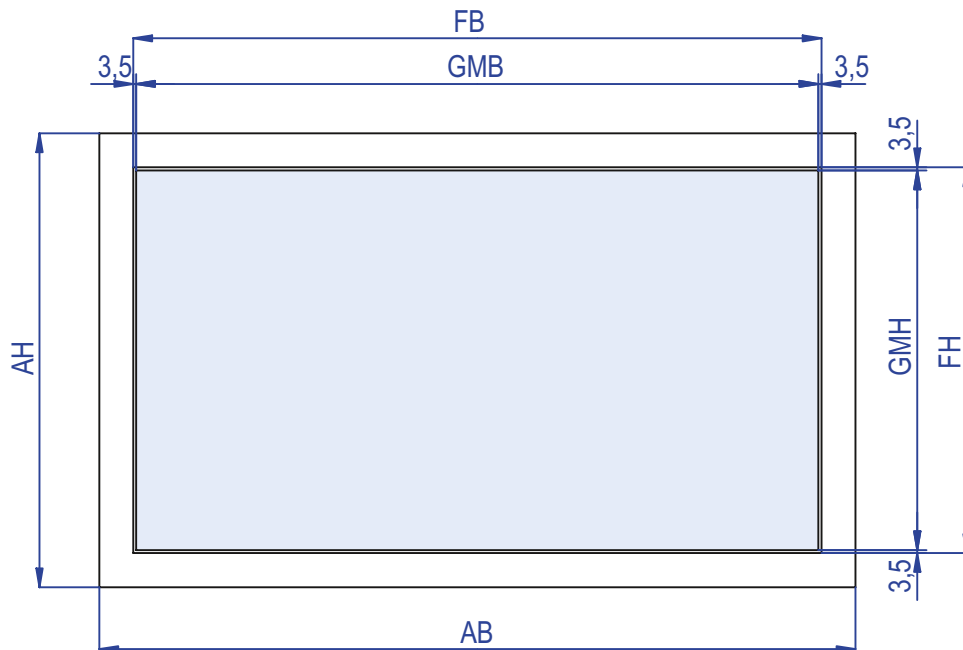
profile 1001-45-60 S2



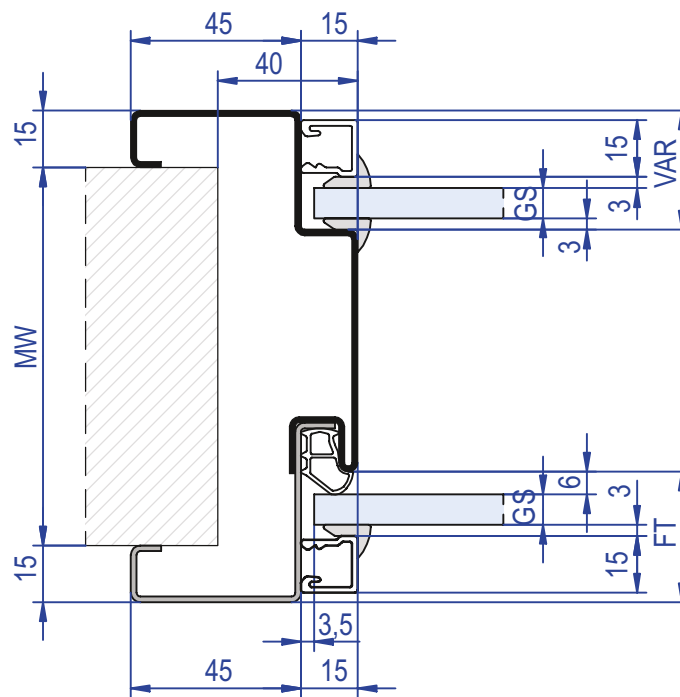


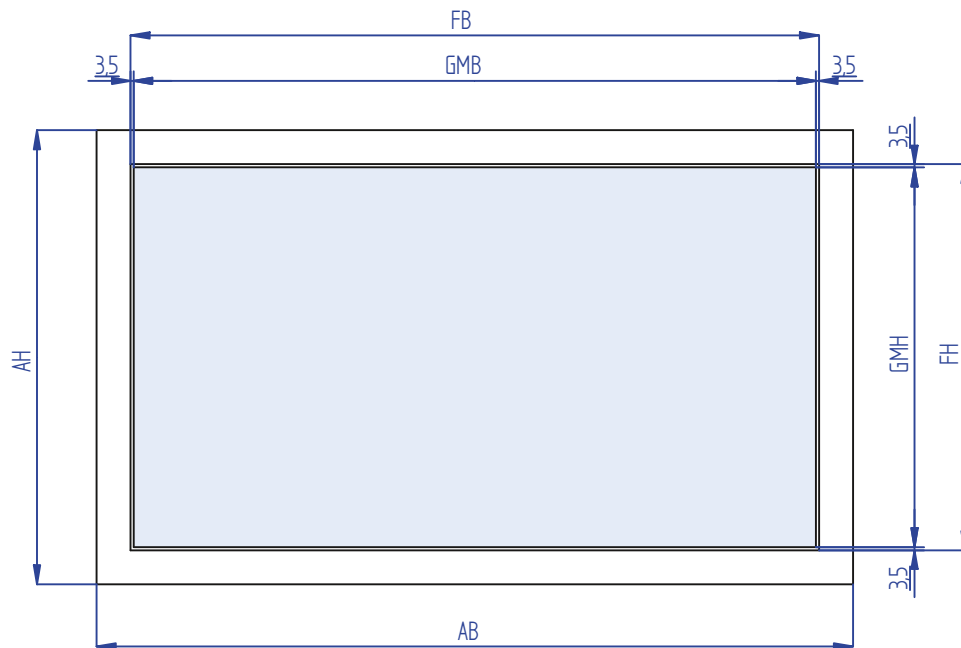
profile 1001-45-60 R15 S2



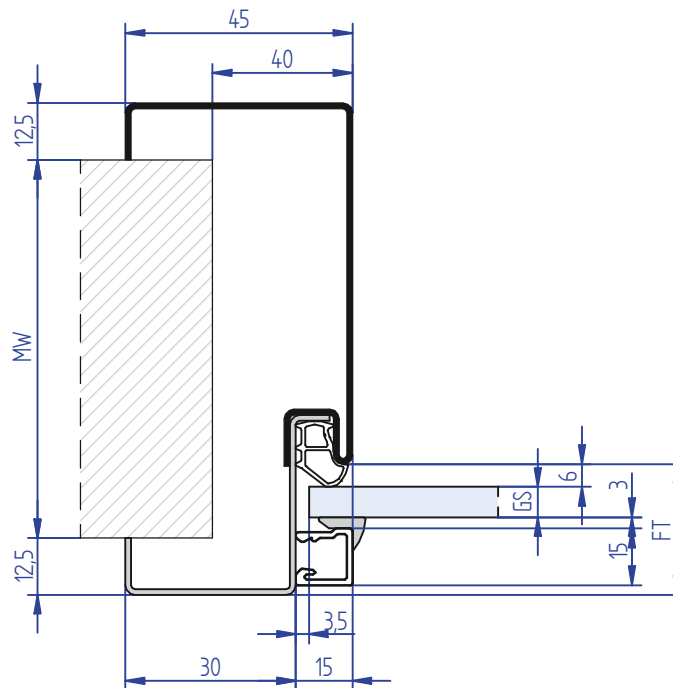


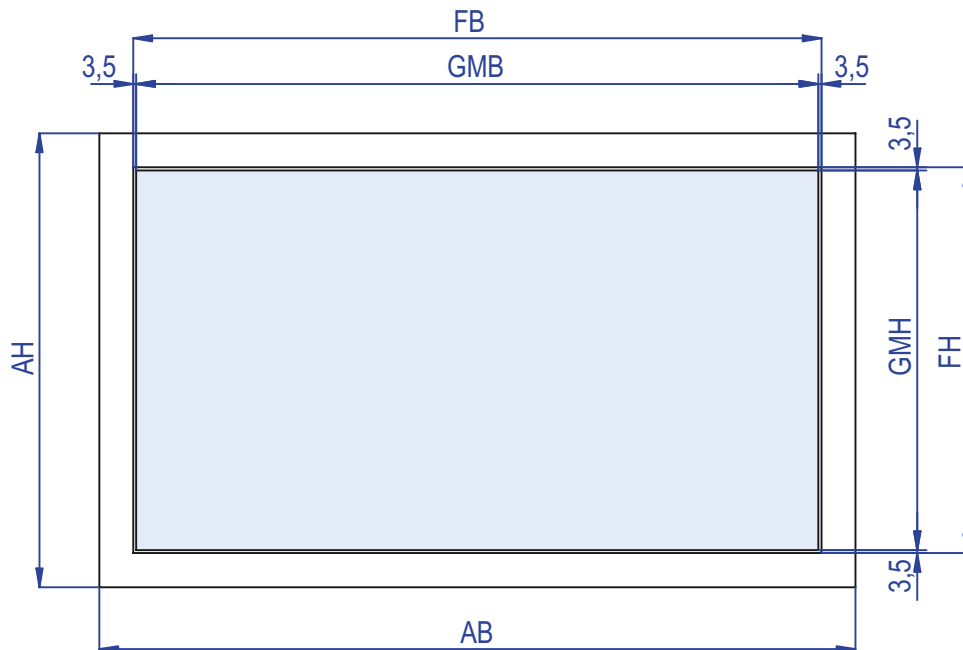
profile 1002-45-45 S2



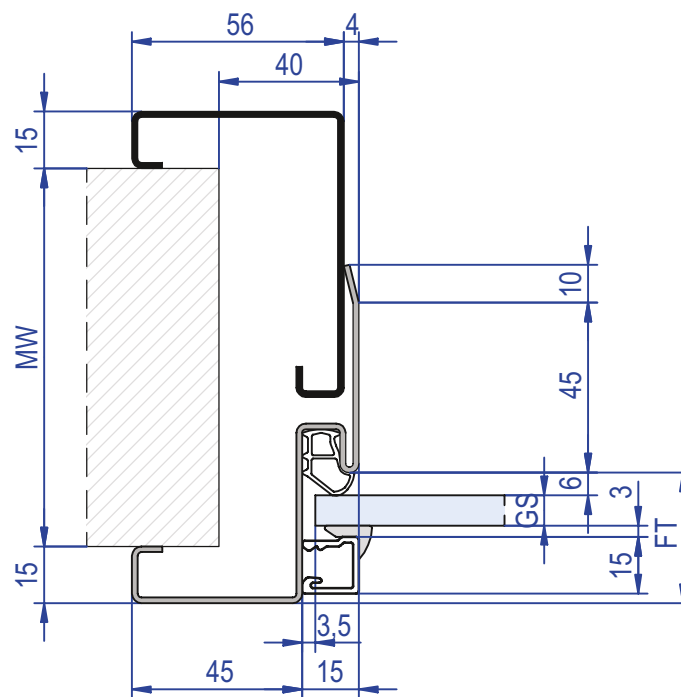


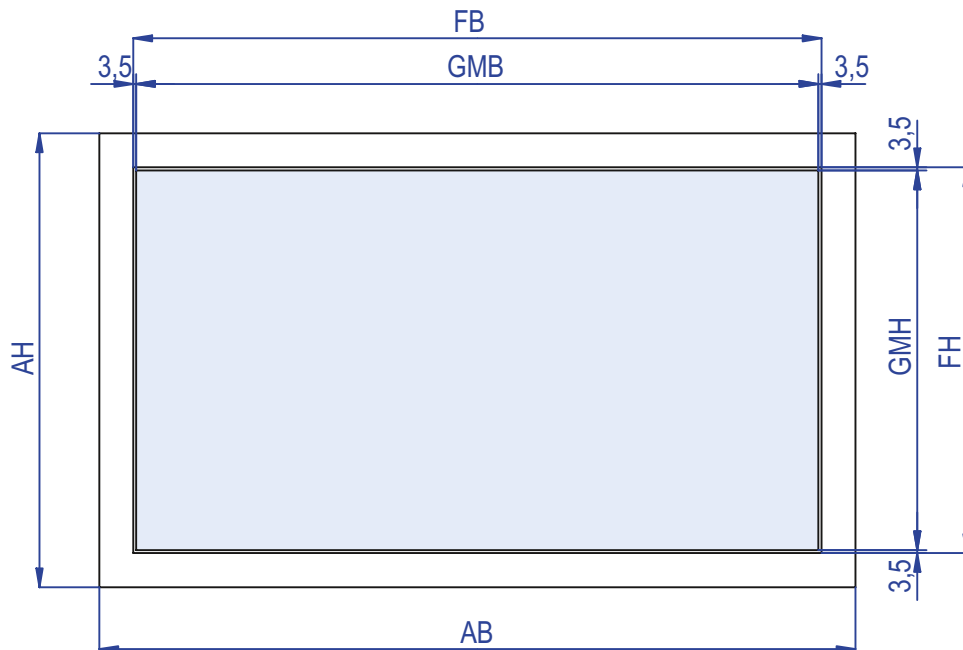
profile 2001-30-45 S2



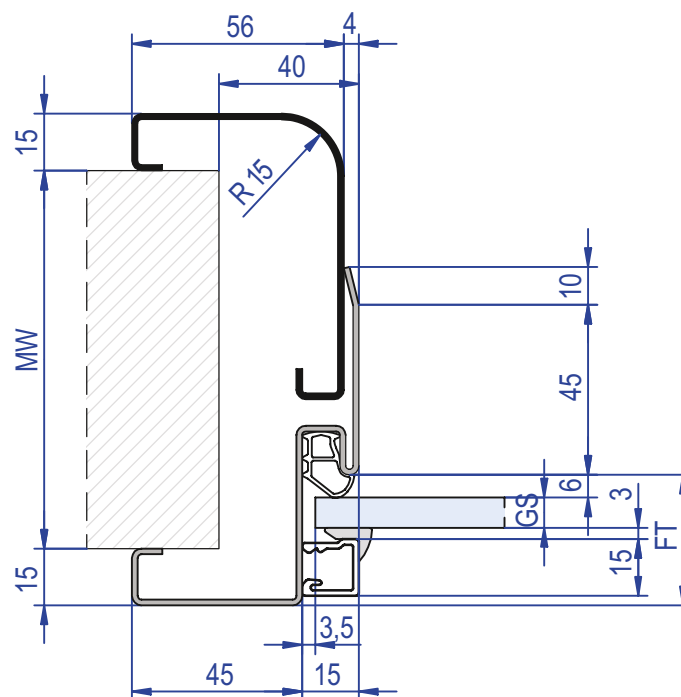


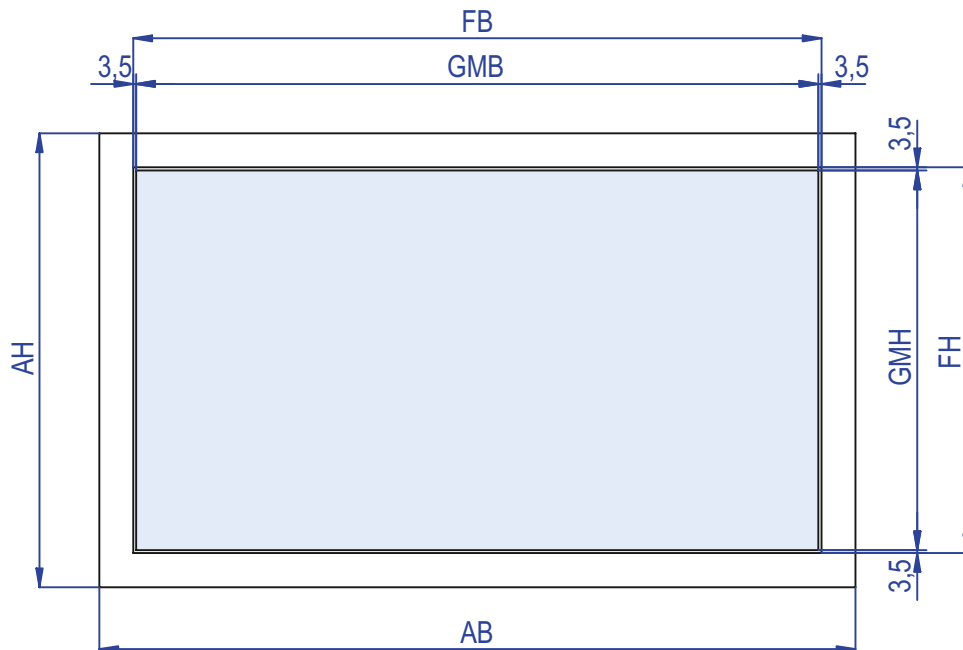
profile 4001-45-60



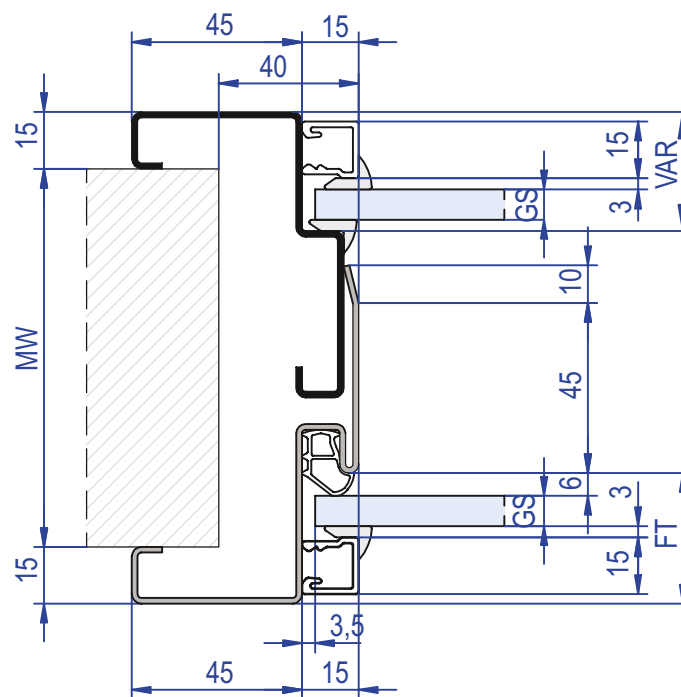


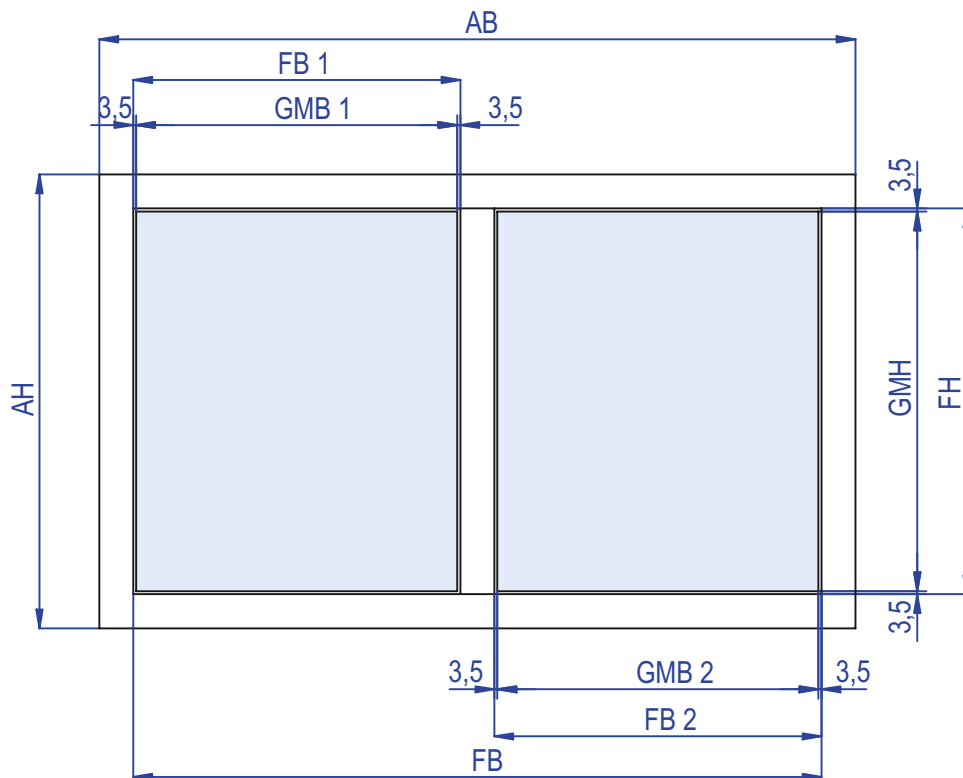
profile 4001-45-60 R15





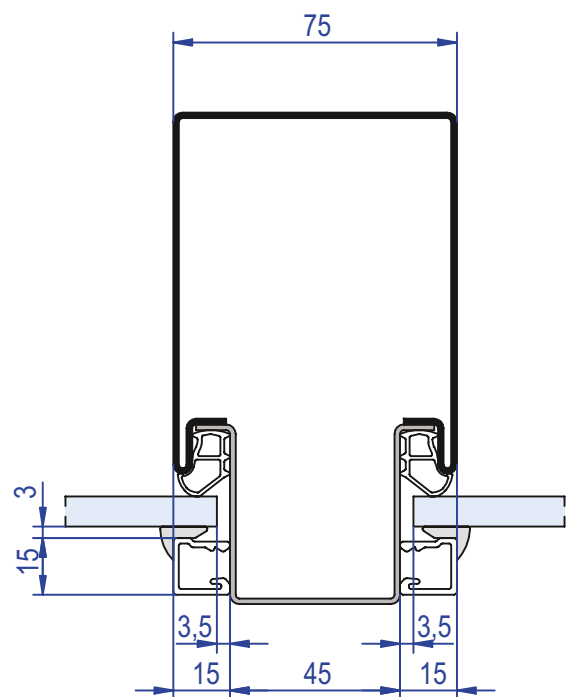
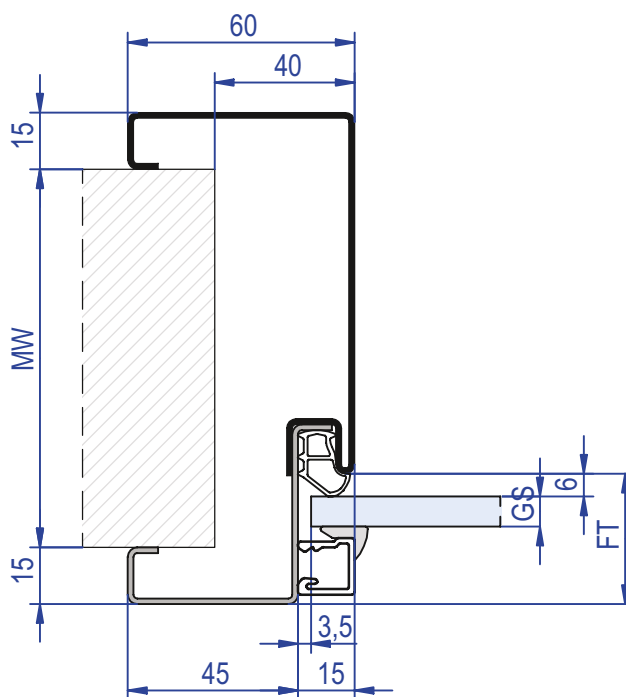
profile 4002-45-45

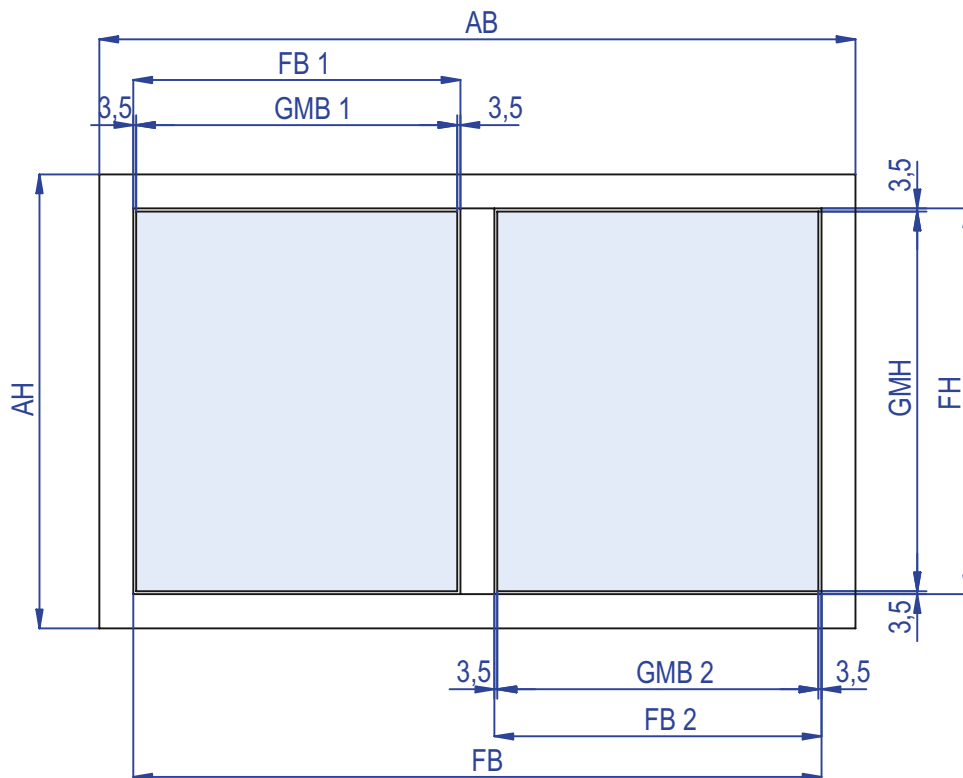




profile 1001-45-60 S2

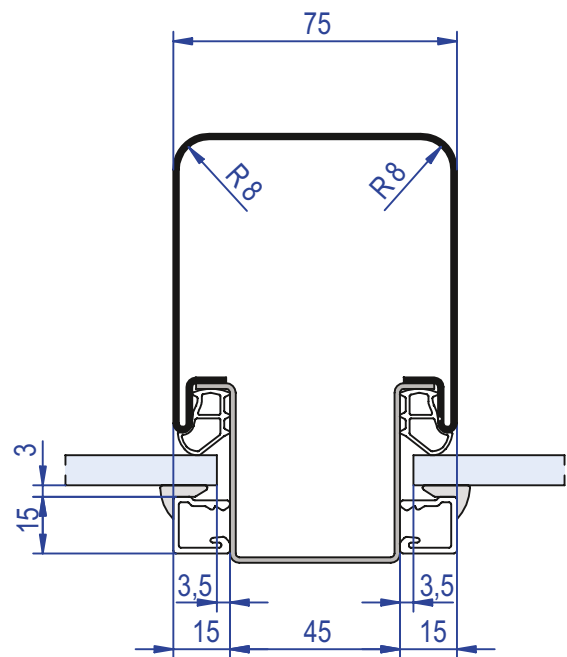
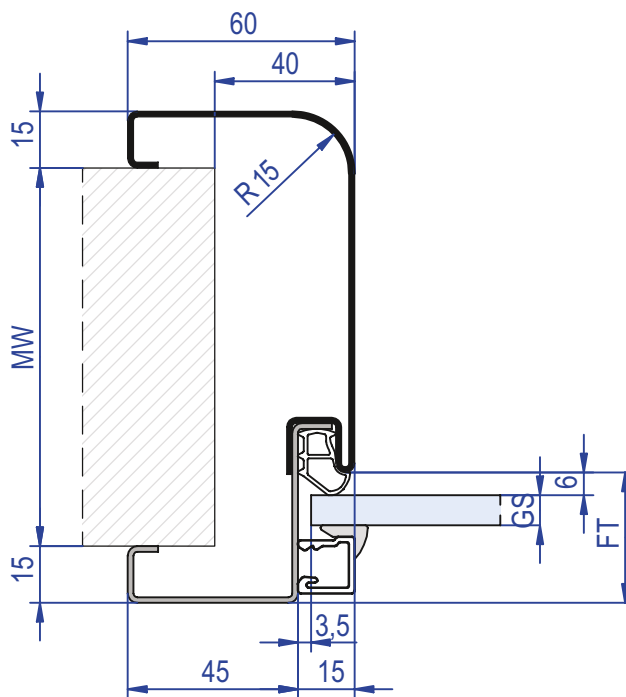
profile 9001-45-75

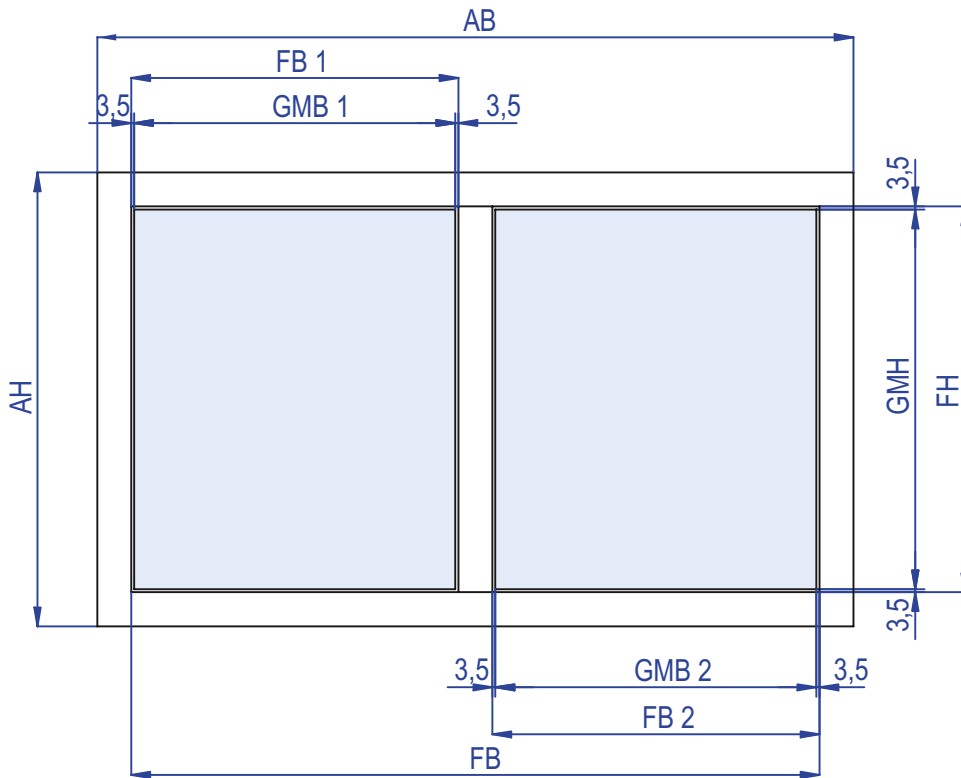




profile 1001-45-60 R15 S2

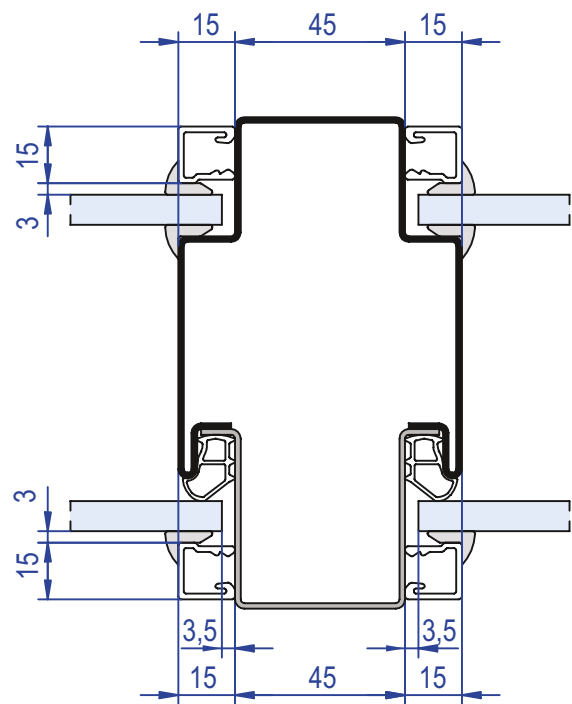
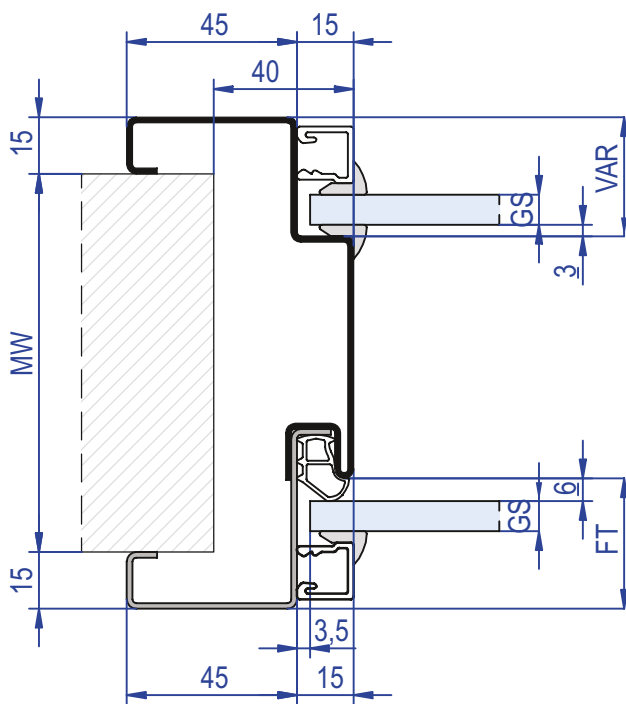
profile 9001-45-75 R8

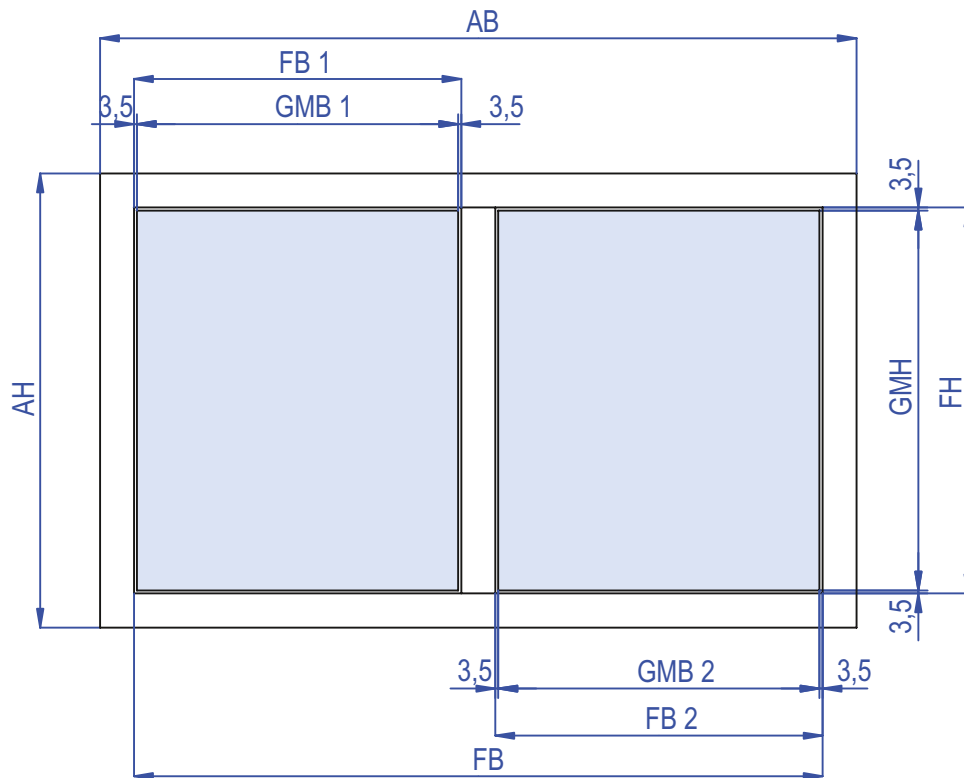




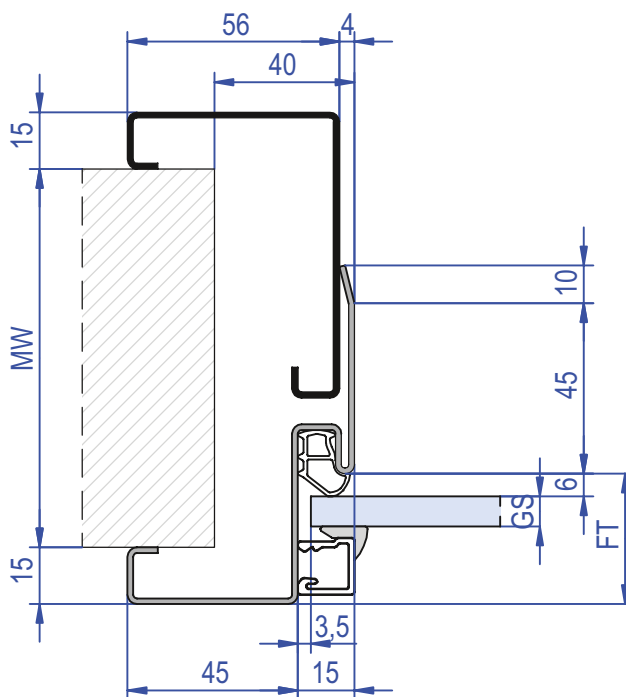
profile 1002-45-45 S2

profile 9002-45-45

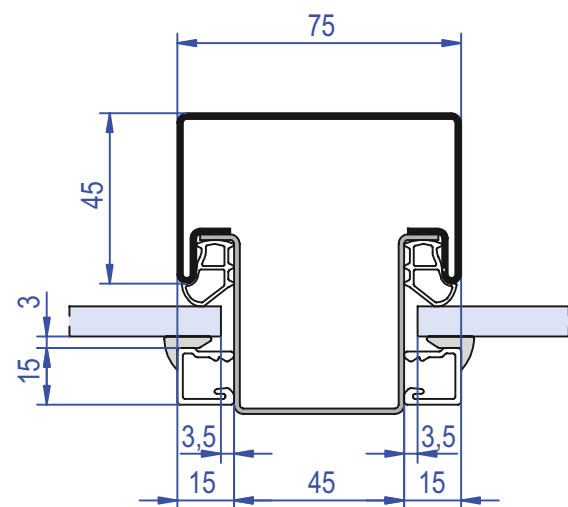


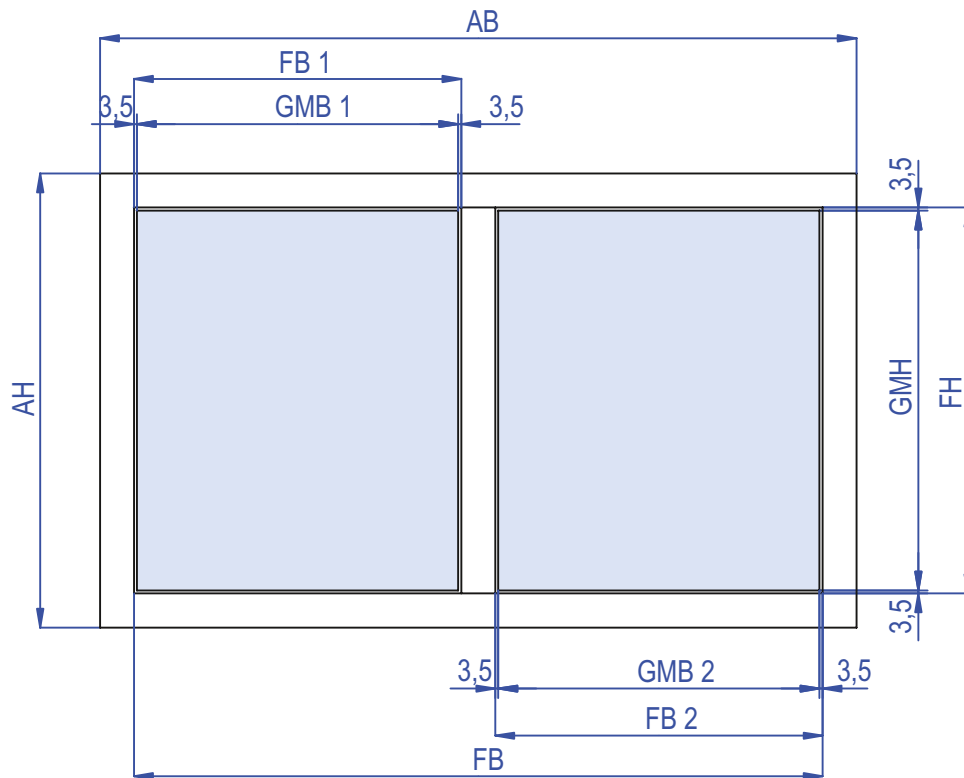


profile 4001-45-60

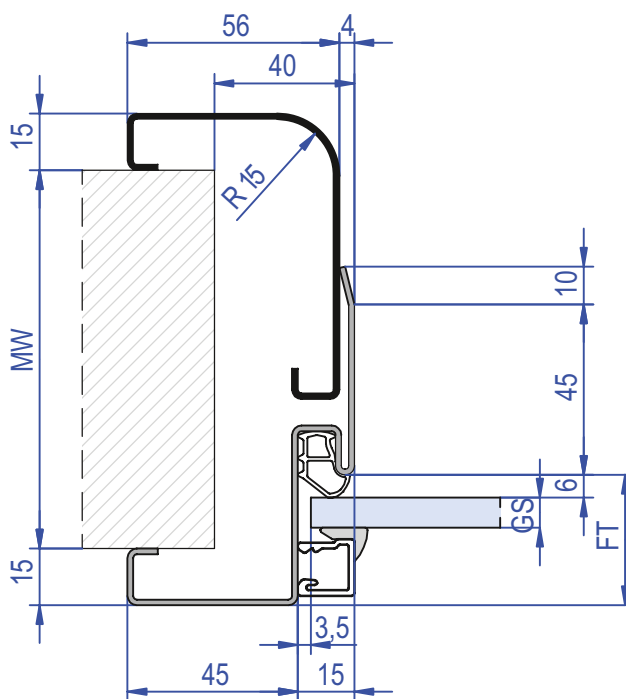


profile 9001-45-75

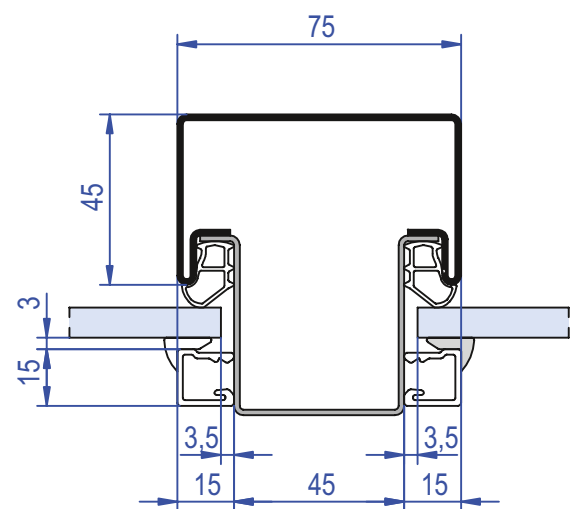





profile 4001-45-60 R15



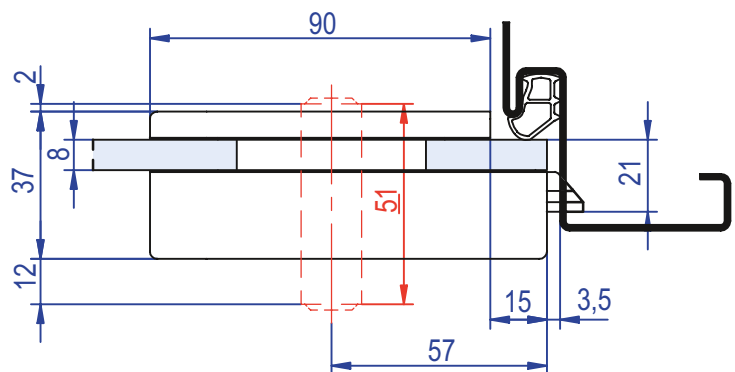
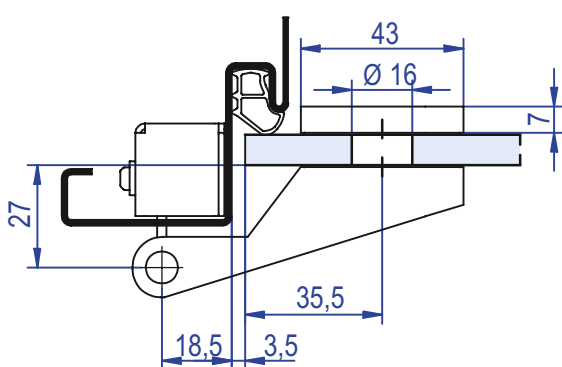
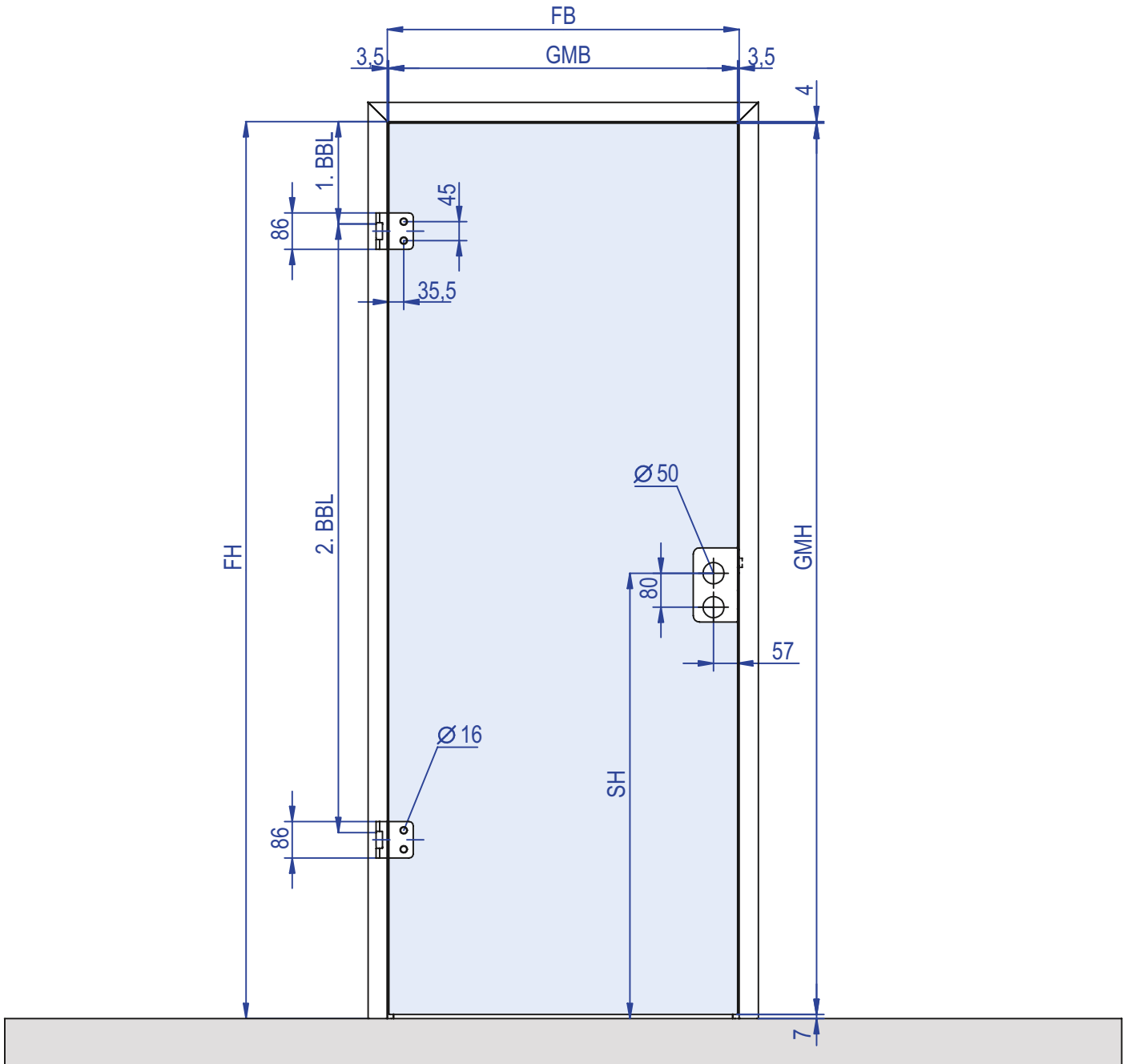
profile 9001-45-75

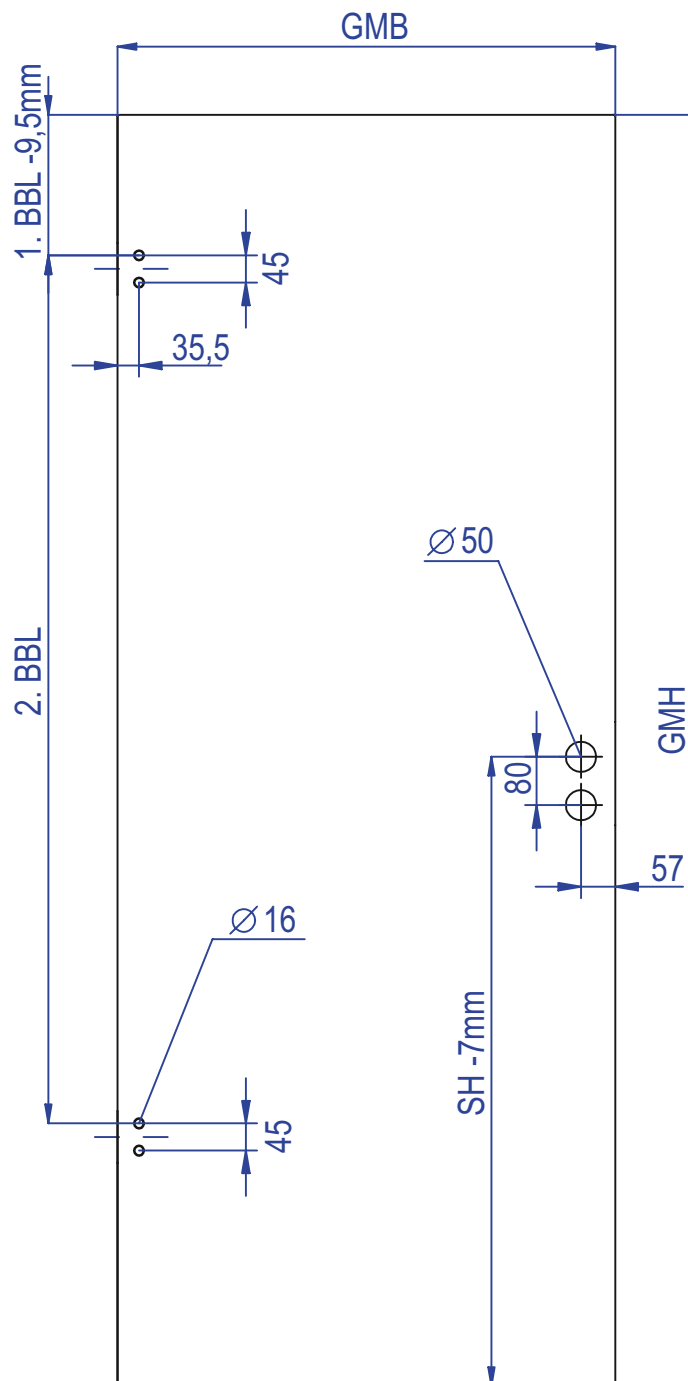


Via stazione 22/A, I-39035 Monguelfo (BZ)
Tel. +39 0474 947 200, Fax 947 299
www.rema-online.it E-mail info@rema-online.it

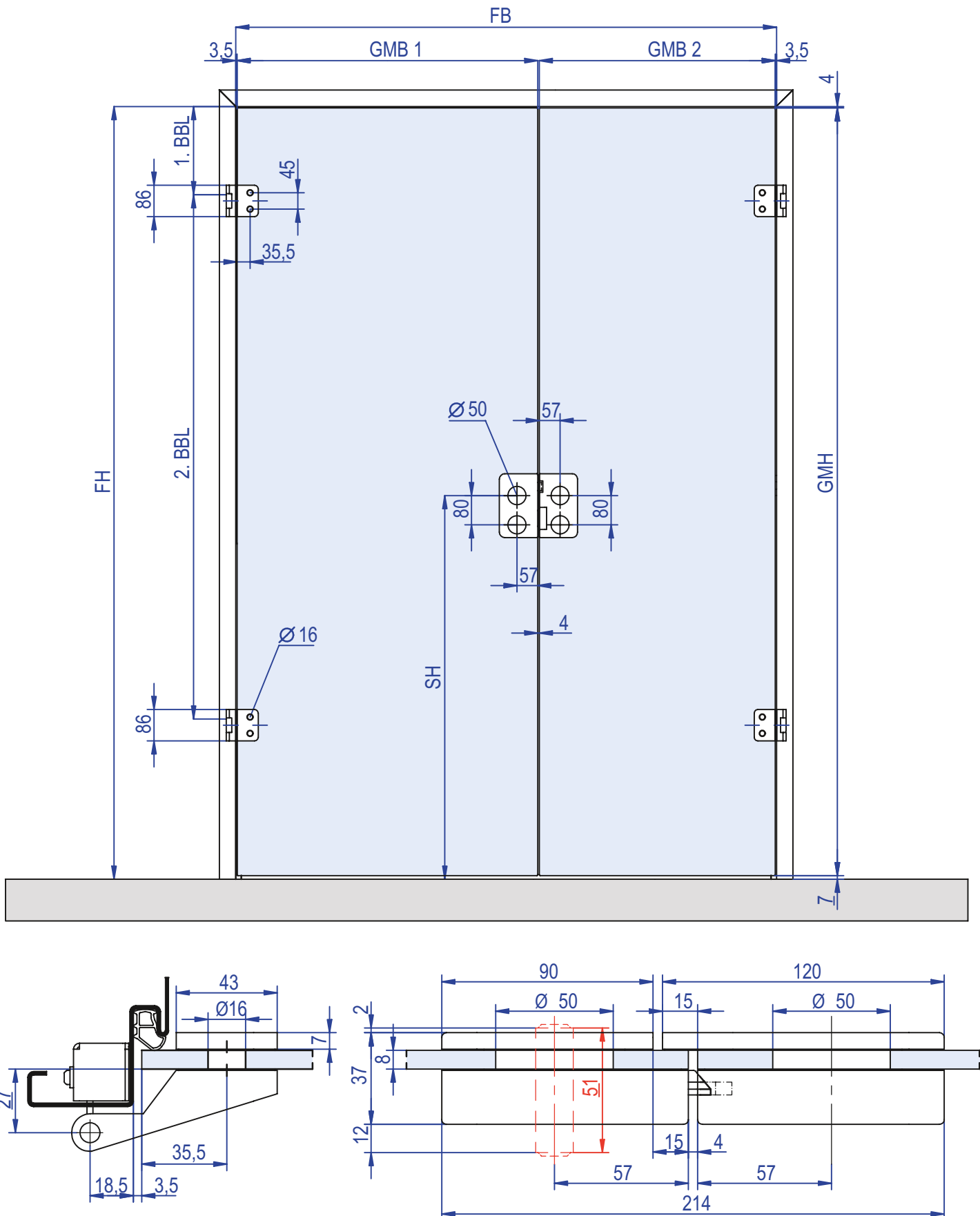


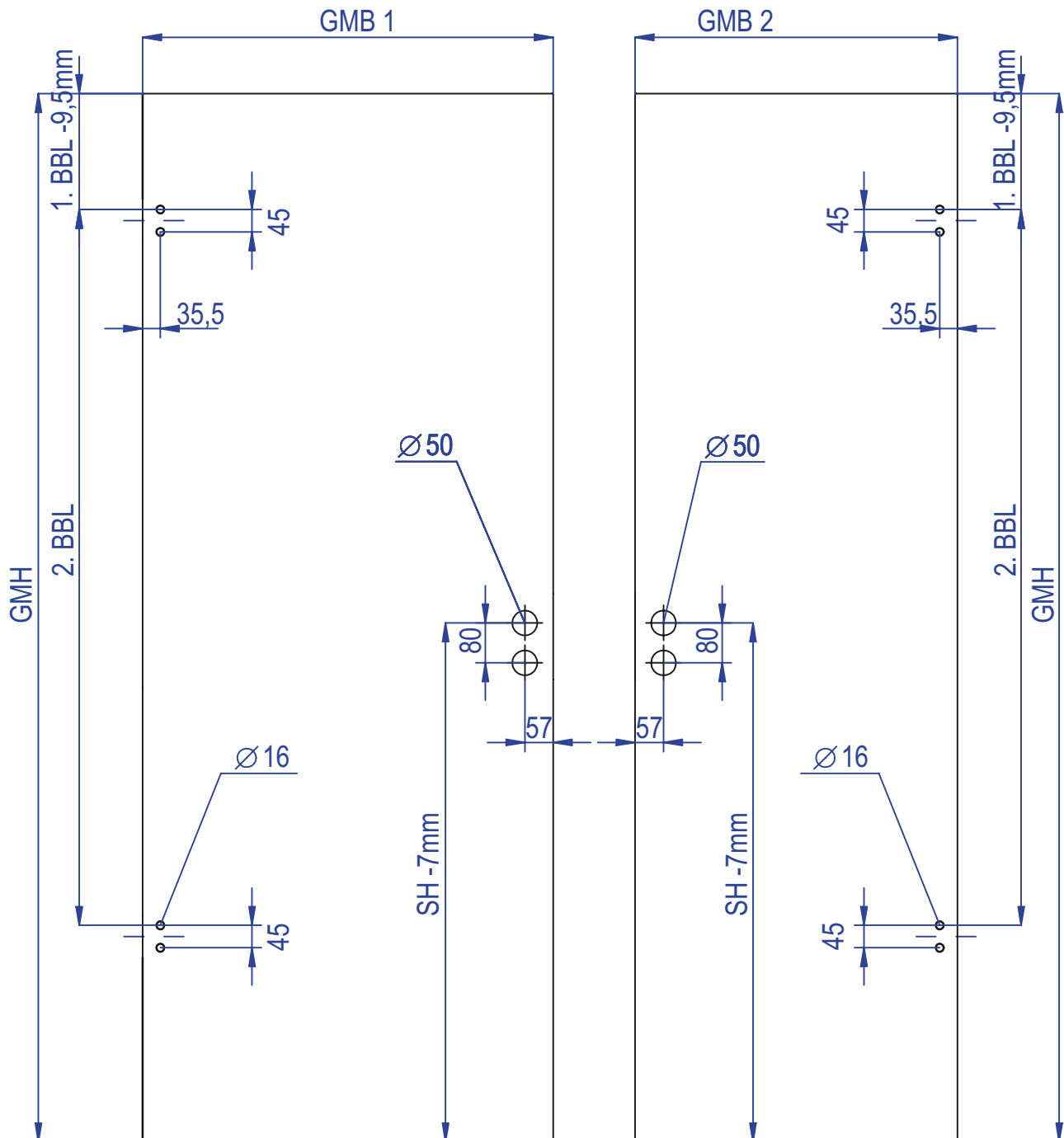
DORMA Junior Office






DORMA Junior Office







1. Wir über uns/ Referenzen	1. l'azienda / Referenze	1. the company/References
2. Typenübersicht	2. tipologia di casseporte	2. typical frame elevations
3. SPEED 3-teilige Schnellbauzarge	3. SPEED cassaporta in 3-pezzi per montaggio rapido	3. SPEED 3-part frame easy installation
4. S-2 2-teilige Zarge, nicht verstellbar	4. S-2 cassaporta in due pezzi, non regolabile	4. S-2 2-part frame, not adjustable
5. TELESCOP 2-teilige verstellbare Zarge	5. TELESCOP cassaporta regolabile	5. TELESCOP adjustable steel frame
6. SOLID 1-teilige Zarge MW/Mauerwerk 1-teilige Zarge GK/Trockenbauzarge	6. SOLID cassaporta in un pezzo MW/muratura cassaporta in un pezzo GK/parete in cartongesso	6. SOLID 1-part frame MW/concrete wall 1-part frame GK/stud wall
7. CORNER Eckzarge	7. CORNER cassaporta ad angolo	7. CORNER corner frame
8. BLOCK Blockzarge	8. BLOCK cassaporta per montaggio in luce	8. BLOCK frame for fixing flat in the wall
9. THZ Turnhallenzarge	9. THZ telaio speciale per palestra	9. THZ special frame for sport halls
10. DESIGN G-LINE M-LINE	10. DESIGN G-LINE M-LINE	10. DESIGN G-LINE M-LINE
11. F-LINE Fingerschutzzarge	11. F-LINE cassaporta antiinfortunistica	11. F-LINE frame with safety solution
12. DOUBLE ACTING Pendeltürzarge	12. DOUBLE ACTING cassaporta per porta a Ventola	12. DOUBLE ACTING double acting frame
13. SLIDE Schiebetürzarge v.d.W. Schiebetürzarge i.d.N. Schiebetürzarge i.d.W.	13. SLIDE scorrevole esterno parete scorrevole interno nicchia scorrevole interno parete	13. SLIDE sliding door external wall sliding door - in wall niche sliding door - internal wall
14. E-MOTION Drehschiebetür	14. E-MOTION porta rototraslante	14. E-MOTION rototraslation door system
15. Verglasungsrahmen/ Ganzglastür	15. telai per vetrate/ casseporte per porte in cristallo	15. steel frames for glazing/ steel frame for glass doors
16. Sonderelemente	16. elementi speciali	16. special frame elevations
17. Kämpferprofile/ Glashalteleisten	17. profili trasversi/ listelli fermavetro	17. transom bars/ glazing beads
18. Anwendungen/Optionals	18. applicazioni/optionals	18. applications/optionals
19. Bandsysteme	19. sistemi di cerniere	19. hinge systems
20. Schlosssysteme und Verriegelungen	20. sistemi di serrature e chiusure speciali	20. lock and access systems
21. OTS / ITS	21. OTS / ITS	21. OTS / ITS
22. Oberfläche und Materialien	22. Materiali e superfici	22. materials and surfaces
23. Allgemeine Informationen	23. informazioni tecniche generali	23. general technical informations



Sonderelemente in verschiedensten Ausführungen vorgerichtet für Schalter oder Steckdoseneinbau, für Kabelführung in der Zarge, Seitenlichte oder Oberlichte oder in Kombination, das sind nur einige Beispiele für unsere Kompetenz bei Stahlzargen.

Wir bieten Produkte welche folgenden Anforderungen gerecht werden:

- Einfach oder Doppelverglasungen vorgerichtet für Schalter oder Steckdoseneinbau
- Lösung für unterschiedlichste Wandanschlüsse
- Vielfalt an Profilen mit modernem Design
- Stahl oder Edelstahl
- Große Farbauswahl
- Maßfertigung
- Lösungen für den Schallschutz

SONDERELEMENTE
Zargen für den Schaltereinbau
Verkleidungszargen für Aufzüge

Für Sonderwünsche kontaktieren Sie bitte unseren Verkaufsservice

Elementi speciali in varie tipologie, già predisposti per pulsanti oppure prese elettriche, luce laterale oppure sopra luce, questi sono alcuni esempi per dimostrare la ns. competenza nella costruzione di casseporte metalliche.

Elementi speciali per le seguenti applicazioni:

- vetro singolo oppure doppio vetro predisposizione per interruttori o prese
- fissaggio su vari tipi di costruzione di parete
- vasta gamma di profili con design moderno
- acciaio verniciato oppure acciaio inox
- vasta gamma di colori
- costruzione su misura
- soluzioni per fonoassorbenza

ELEMENTI SPECIALI
casseporte predisposte per l'installazione di pulsanti e prese elettriche.
Casseporte di rivestimento per accensori.

Per richieste particolari Vi preghiamo di contattare il ns. servizio vendite


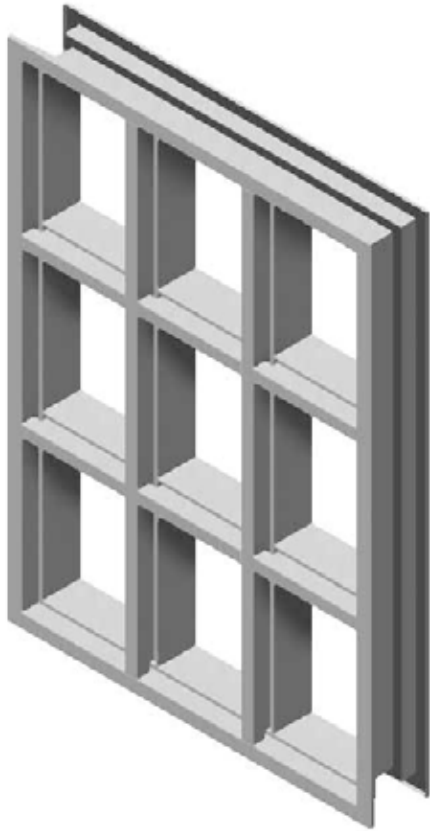
complete inventory, frames prepared for switch or socket installation sitelite or fanlite to show only some of the possibilities of rema engineering and steel work.


Please note rema special look frames for following applications:



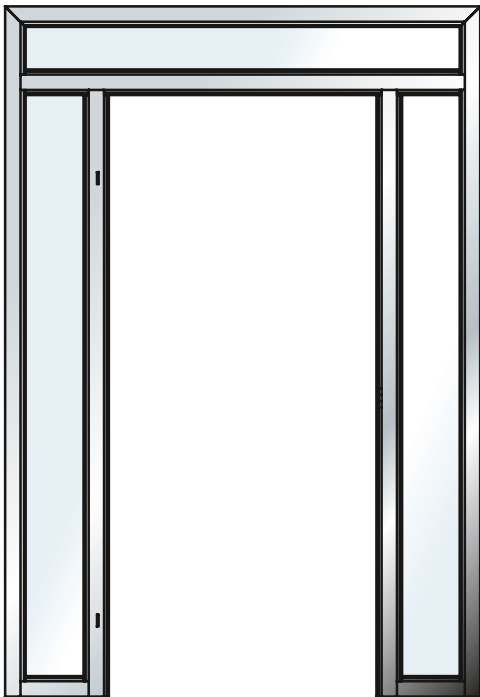
- single and double glazing
- preparation for switch or socket
- installation on many different types of wall constructions
- big range of well designed profiles
- powder coated steel or stainless steel
- big range of colours and surfaces
- custom made sizes
- solutions for sound proof

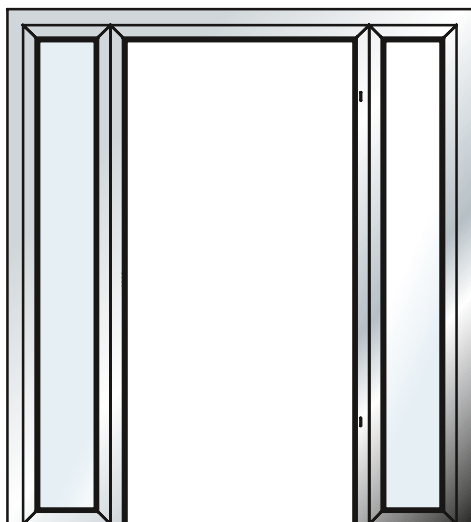
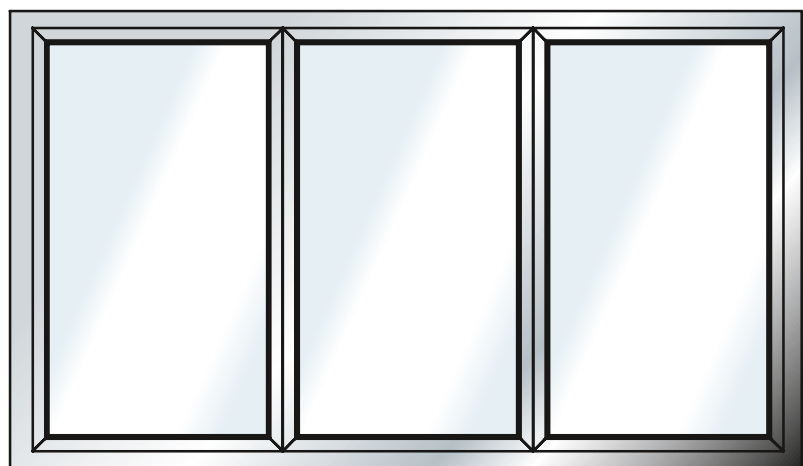
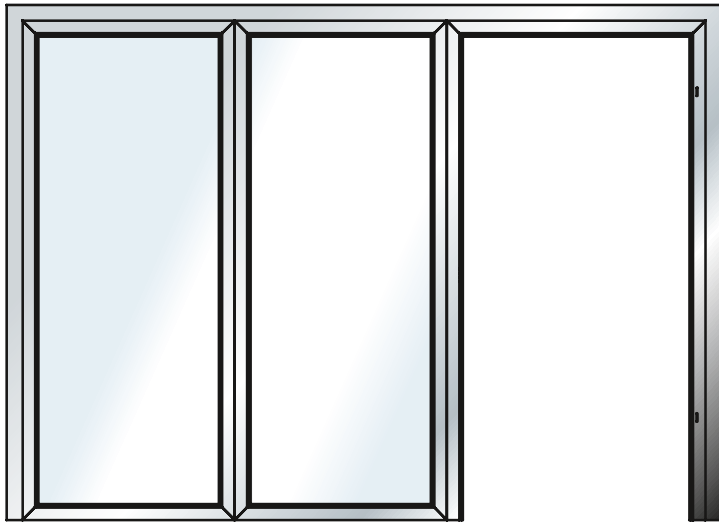
SPECIAL LOOK FRAMES
frames prepared for switch and socket installation. Wainscot frames for elevators.


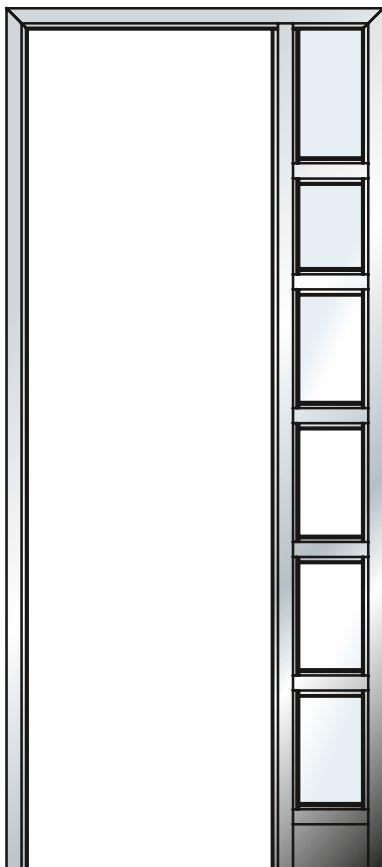
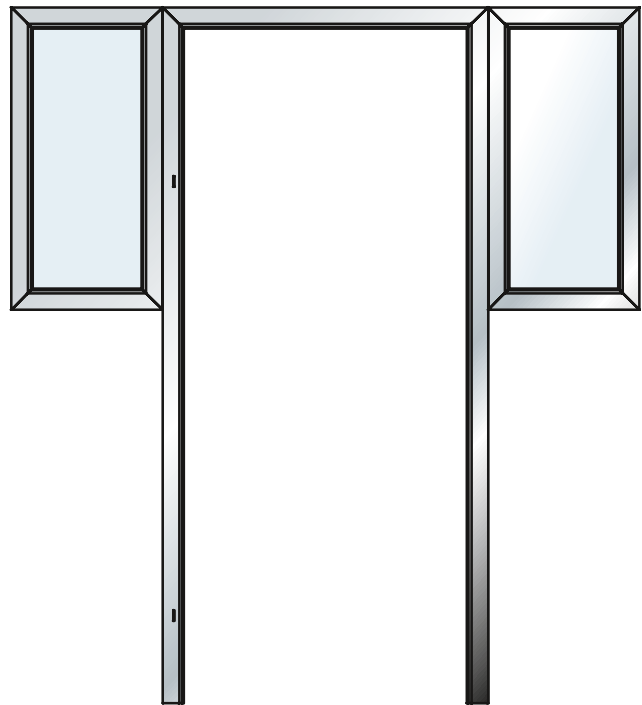
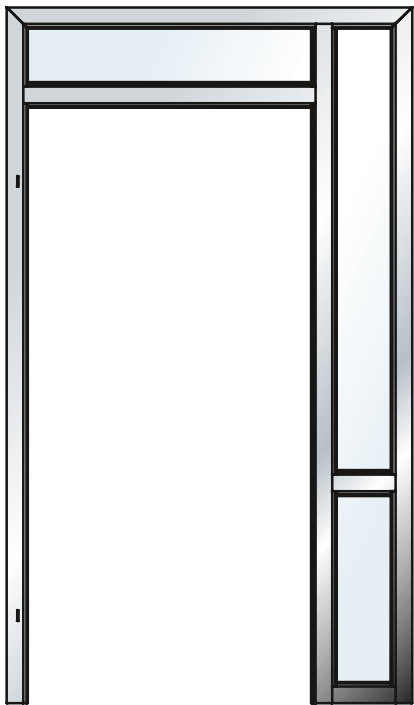
Please contact our technical service for special types or solutions.

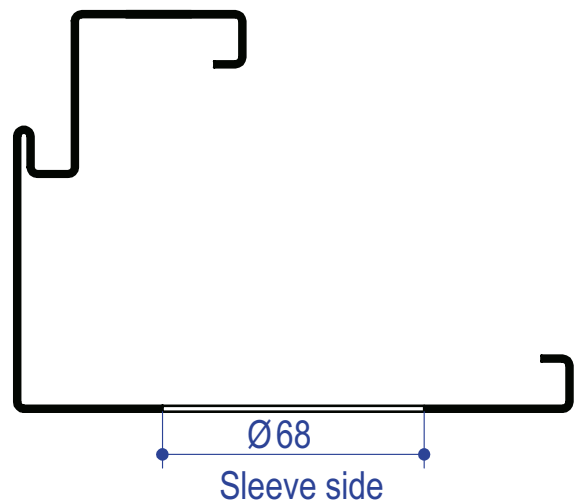
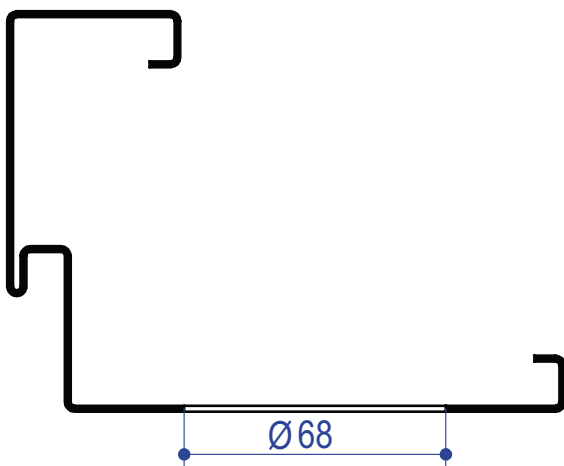
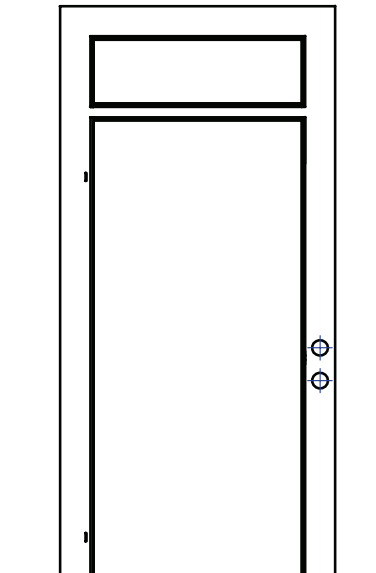
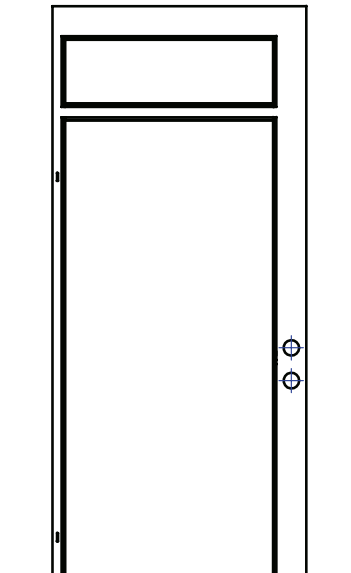
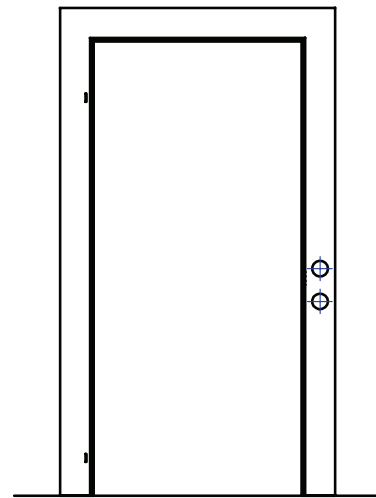
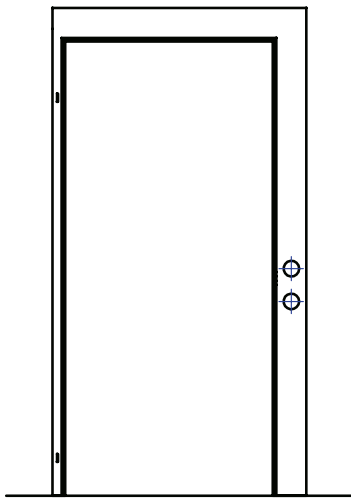


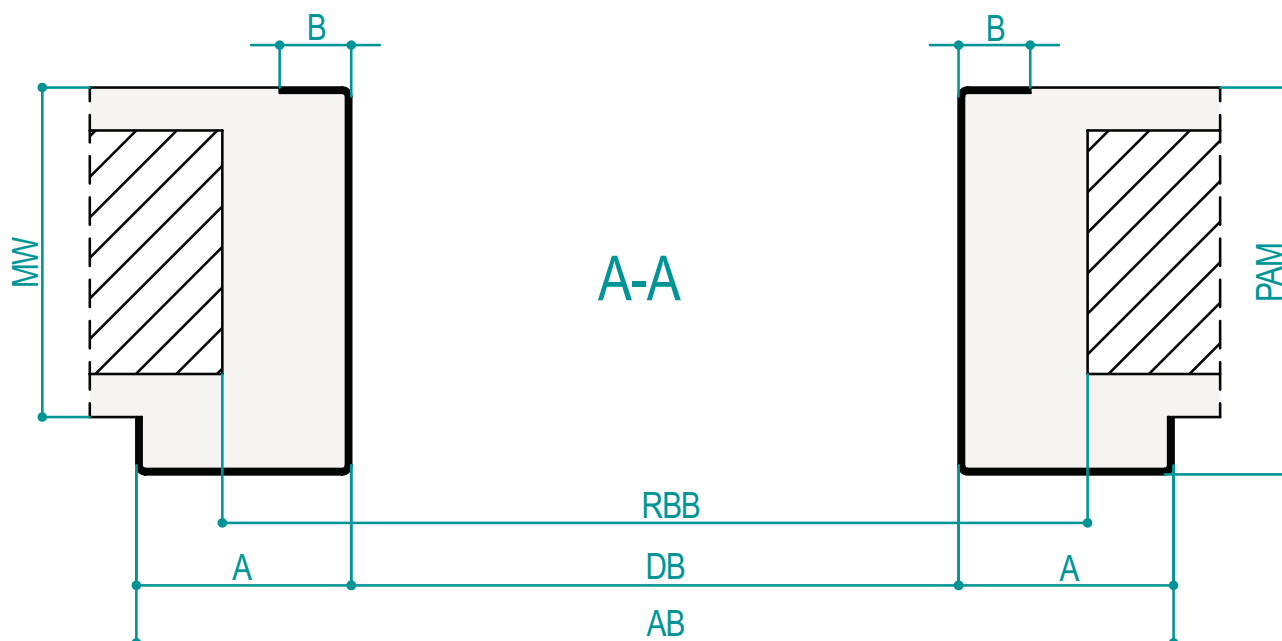
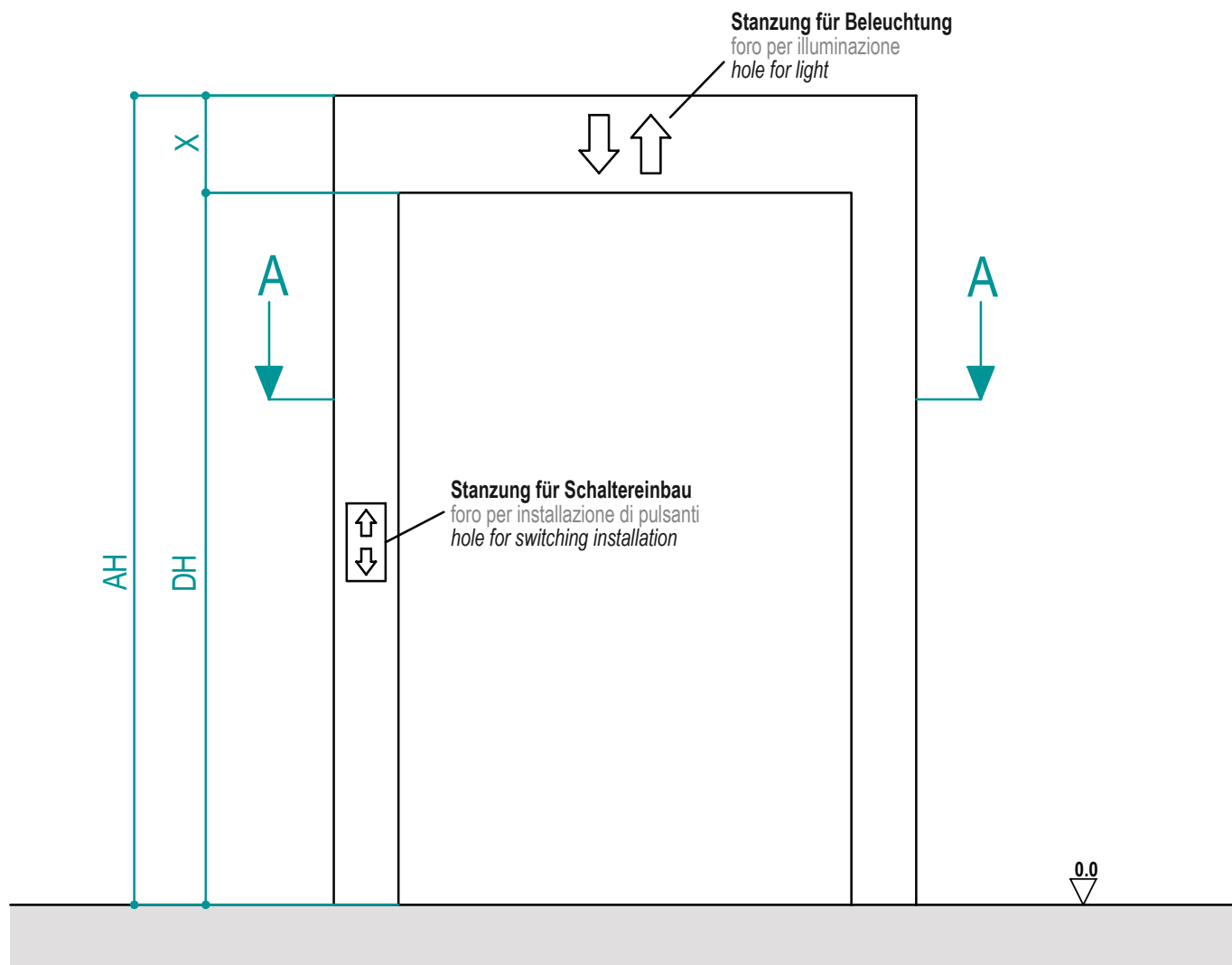
















Via stazione 22/A, I-39035 Monguefio (BZ)
Tel. +39 0474 947 200, Fax 947 299
www.rema-online.it E-mail info@rema-online.it

Passend zu den Stahlzargen bietet rema auch Kantenschutzprofile an:

rema Kantenschutzprofile werden normalerweise in Edelstahl V 2 A - Materialstärke 1,5 mm geliefert.

Auf Anfrage auch mit pulverbeschichteter Oberfläche.

Lieferbar für die Montage auf verschiedene Wandarten:
Beton, Mauerwerk, Trockenbau oder Gipswände

rema offre anche una gamma di profili per la protezione degli angoli murali.

Paraspigoli rema sono disponibili in acciaio inox aisi 304, spessore 1,5 mm

Su richiesta anche verniciati a polveri epossidiche.


Disponibile nelle versioni per varie tipi costruzione cemento, muratura, prefabbricati e cartongesso

rema offers a complete range of corner protection profiles

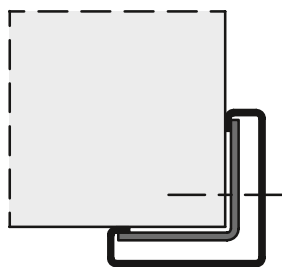
rema corner protection profiles are made of stainless steel aisi 304, thickness 1.5 mm

on request also with powder coated finish

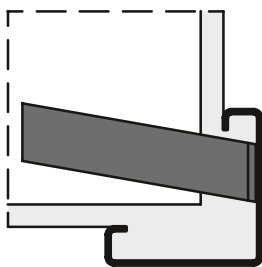
Available for various wall constructions: concrete, brick wall, dry wall systems and stud



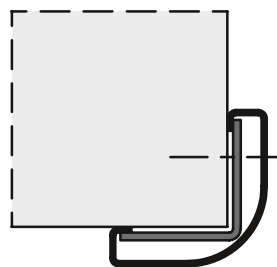
Via stazione 22/A, I-39035 Monguefio (BZ)
 Tel. +39 0474 947 200, Fax 947 299
 www.rema-online.it E-mail info@rema-online.it



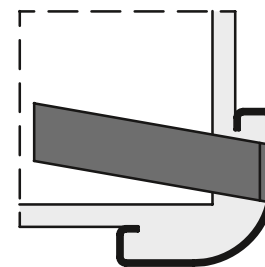
für Dübelmontage, 90° Ecke
 fissaggio con tasselli, angolo 90°
 to be screwed, corner 90°



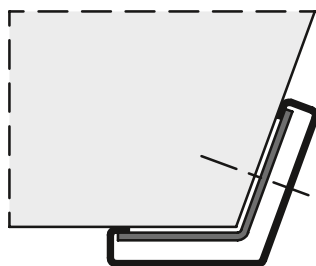
zum einmauern, 90° grad Ecke
 da murare, angolo a 90°
 for concrete fixing, corner 90°



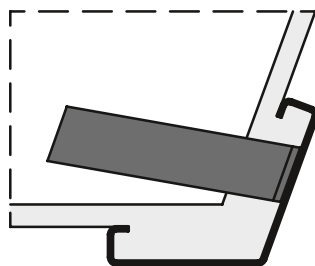
für Dübelmontage, Profil gerundet
 fissaggio con tasselli, profilo arrotondato
 to be screwed, rounded profil



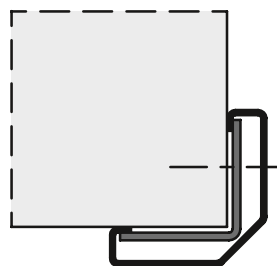
zum einmauern, Profil gerundet
 da murare, profilo arrotondato
 for concrete fixing, rounded profil



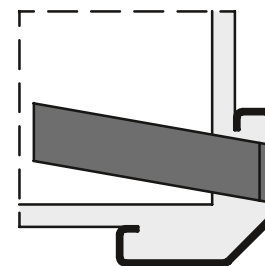
für Dübelmontage, Profil schräg
 fissaggio con tasselli, profilo inclinato
 to be screwed, profil inclined



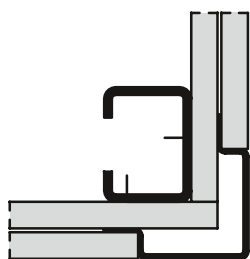
zum einmauern, Profil schräg
 da murare, profilo inclinato
 for concrete fixing, profil nclined



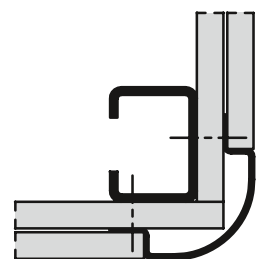
für Dübelmontage, Profil schräg
 fissaggio con tasselli, profilo inclinato
 to be screwed, profil inclined



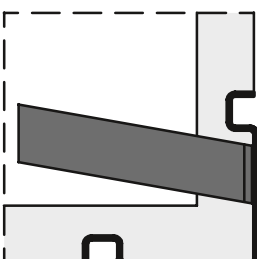
für Mauerwerk, Profil schräg
 da murare, profilo inclinato
 for concrete fixing, profil inclined



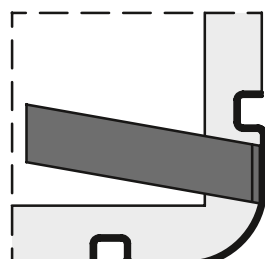
auf Gipswand, flächenbündig
 su parete in cartongesso, montato a filo
 stud / gypsum wall, flush fitted



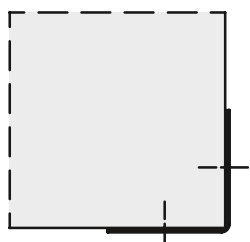
auf Gipswand, Profil gerundet, flächenbündig
 su parete in cartongesso, profilo arrotondato montato a filo
 stud / gypsum wall, rounded profil flush fitted



für Mauerwerk, Profil mit Schattennut
 da murare, profilo con canalino coprifuga
 for concrete fixing, profil with shadow groove

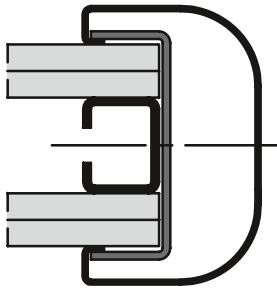


für Mauerwerk, Profil gerundet mit Schattennut
 da murare, profilo arrotondato con canalino coprifuga
 for concrete fixing, rounded profil with shadow groove



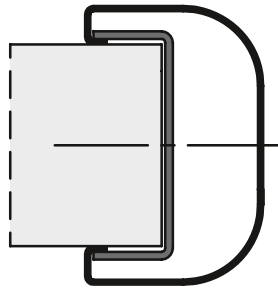
L-Winkel, für Dübelmontage
 angolo ad L, da tassellare
 L-shaped corner profil to be screwed on the corner

Via stazione 22/A, I-39035 Monguefio (BZ)
 Tel. +39 0474 947 200, Fax 947 299
 www.rema-online.it E-mail info@rema-online.it



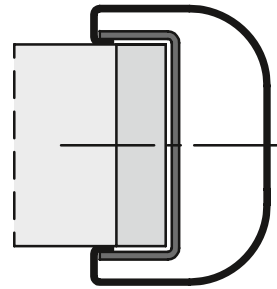
auf Gipswand, Profil gerundet, Befestigung U-Anker

per parete in cartongesso, fissaggio ad U, profilo arrotondato
for stud/gypsum wall, U-anchor, rounded profil



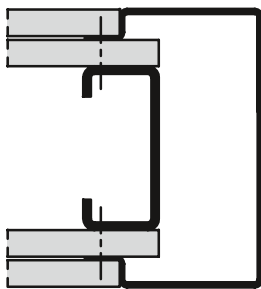
für Fertigwand, Profil gerundet, Befestigung U-Anker

per parete finita, fissaggio ad U, profilo arrotondato
to be fixed on finish wall, U-anchor, rounded profil



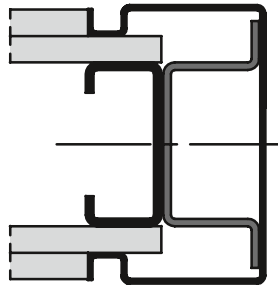
auf Holzblindrahmen, Profil gerundet, Befestigung U-Anker

su falso telaio in legno, fissaggio ad U, profilo arrotondato
on wooden subframe, U-anchor, rounded profil



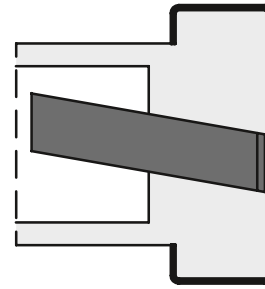
auf Gipswand, Profil eckig, flächenbündig eingebaut

su parete in cartongesso, profilo dritto, montato a filo
for stud/gypsum wall, U-anchor, square profil



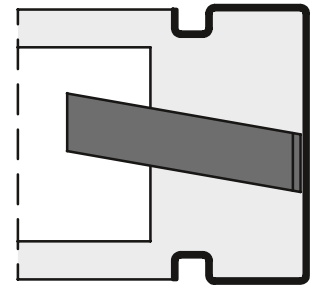
auf Gipswand, Profil mit Schattennut, Hutanker

su parete in cartongesso, profilo con canalino coprifuga, fissaggio omega
for stud/gypsum wall, omega anchor, profil with shadow groove



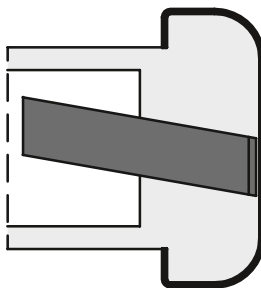
zum einmauern, Profil eckig

da murare, profilo dritto
for concrete fixing, square profil



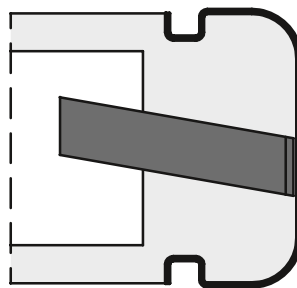
für Mauerwerk, Profil mit Schattennut, Maueranker

da murare, profilo con canalino coprifuga, zanca da murare
for concrete or blockwall, anchor for concrete, profil with shadow groove



für Mauerwerk, Profil gerundet

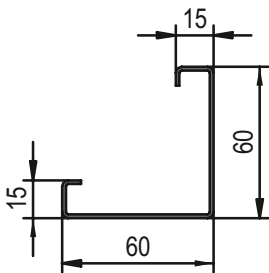
da murare, profilo arrotondato
for concrete fixing, rounded profile



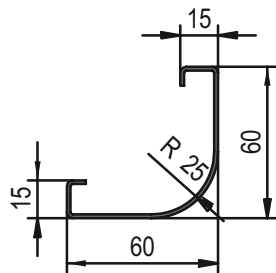
für Mauerwerk, Profil gerundet mit Schattennut

da murare, profilo arrotondato con canalino coprifuga
for concrete fixing, rounded profile with shadow groove

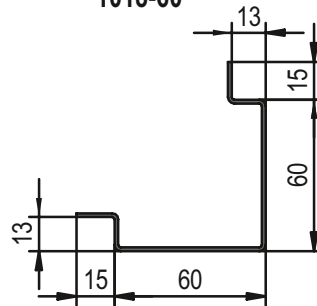
1008-60



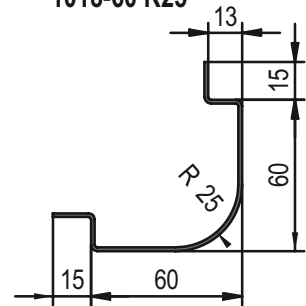
1008-60 R25



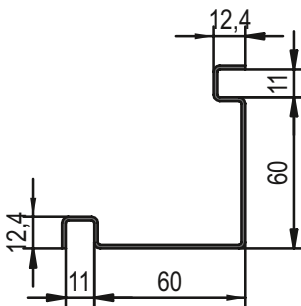
1018-60



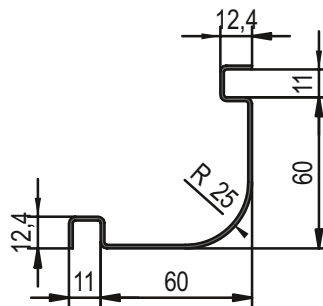
1018-60 R25



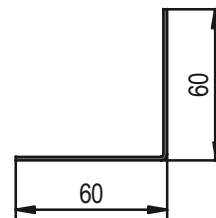
3008-60



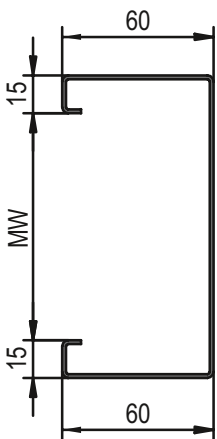
3008-60 R25



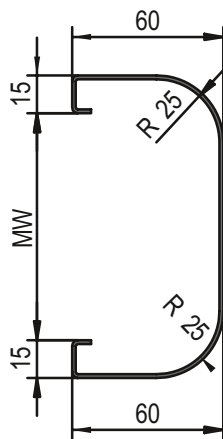
1017-60



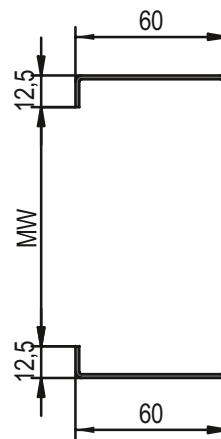
1007-60-60



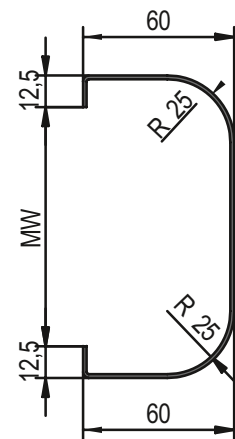
1007-60-60 R25



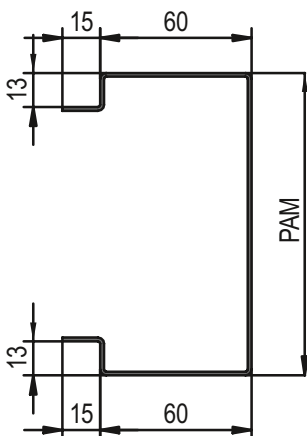
2007-60-60



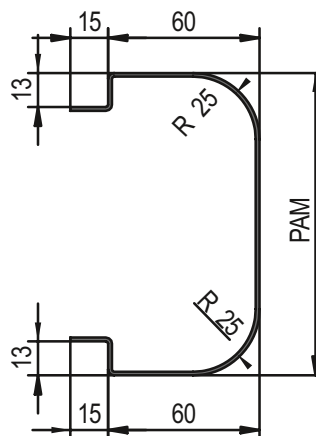
2007-60-60 R25



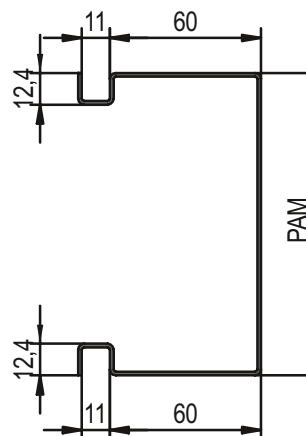
3017-60-60



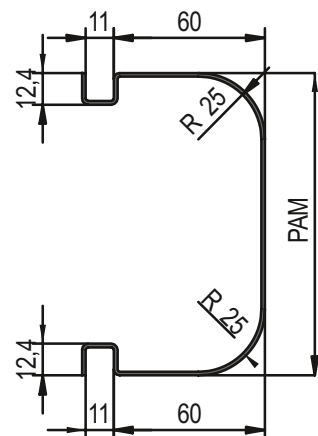
3017-60-60 R25



3007-60-60



3007-60-60 R25



Via stazione 22/A, I-39035 Mongueifo (BZ)
Tel. +39 0474 947 200, Fax 947 299
www.rema-online.it E-mail info@rema-online.it

rema Kantenschutzprofile
nachträgliche Montage auf fertige Wand

Profil

Material: Edelstahl V2A, Stärke 1,5 mm

Oberfläche: scotch brite mit Schutzfolie

Befestigungsglaschen für Dübelmontage

protezioni d'angolo tipo rema per il montaggio
su angolo della parete

Profilo

Materiale: acciaio inox aisi 304, spessore 1,5 mm

Superficie: scotch brite con pellicola di protezione

Staffe di fissaggio per tasselli o viti

*rema corner protection profiles for installation on
existing walls*


Profil

Material: stainless steel aisi 304, thickness 1.5 mm

Surface: scotch brite with protection film

Fixing device for plug or screw installation



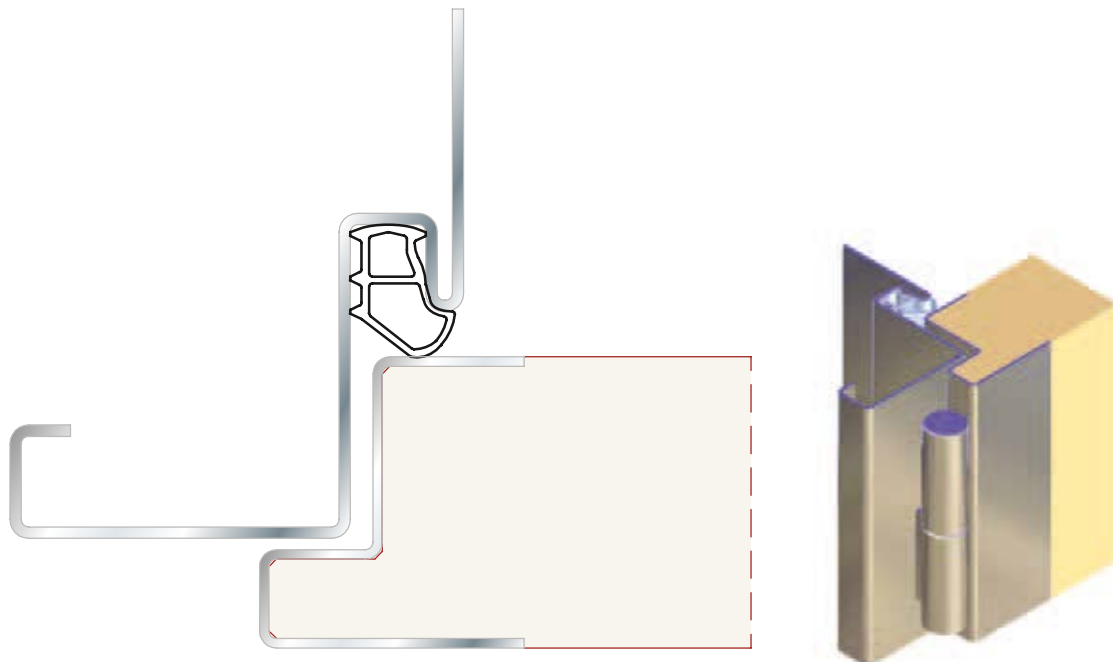




Via stazione 22/A, I-39035 Mongueffo (BZ)
Tel. +39 0474 947 200, Fax 947 299
www.rema-online.it E-mail info@rema-online.it

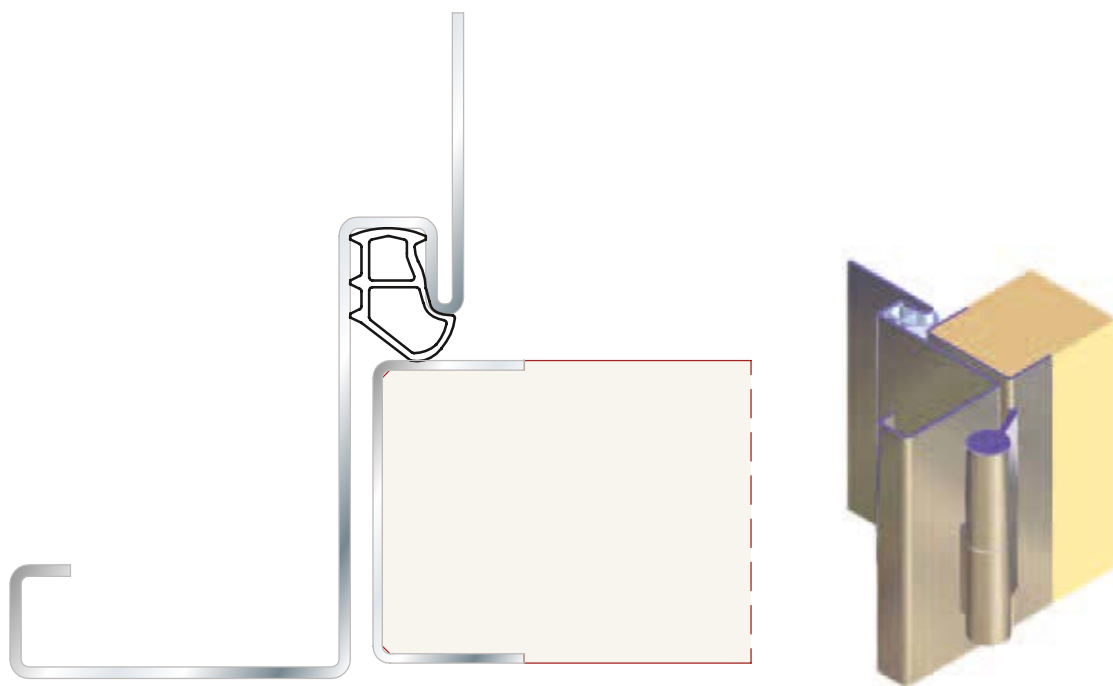
Türschutzprofil in Edelstahl auf gefälztem Türblatt

profilo per protezione porta in acciaio INOX su porta con battuta
profil for door protection in stainless steel on rebated door



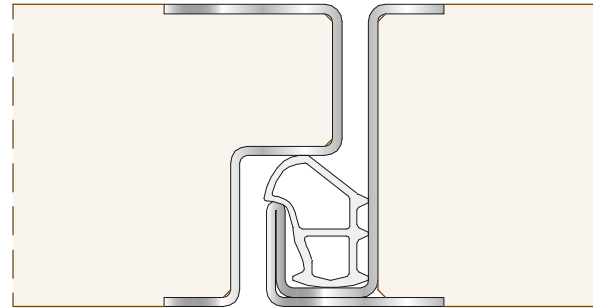
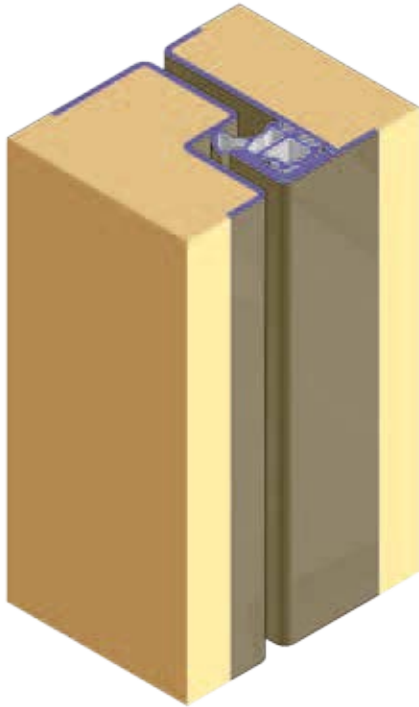
Türschutzprofil in Edelstahl auf stumpfem Türblatt

profilo per protezione porta in acciaio INOX su porta senza battuta
profil for door protection in stainless steel on flush door




Türschutzprofil in Edelstahl für 2 flg. Türblatt

Profilo per protezione porta in acciaio INOX per porta due ante
Profil for door protection in stainless steel for doors with two leaves



Ideen ? *idee ?* *ideas ?*





1. Wir über uns/ Referenzen	1. l'azienda / Referenze	1. the company/References
2. Typenübersicht	2. tipologia di casseporte	2. typical frame elevations
3. SPEED 3-teilige Schnellbauzarge	3. SPEED cassaporta in 3-pezzi per montaggio rapido	3. SPEED 3-part frame easy installation
4. S-2 2-teilige Zarge, nicht verstellbar	4. S-2 cassaporta in due pezzi, non regolabile	4. S-2 2-part frame, not adjustable
5. TELESCOP 2-teilige verstellbare Zarge	5. TELESCOP cassaporta regolabile	5. TELESCOP adjustable steel frame
6. SOLID 1-teilige Zarge MW/Mauerwerk 1-teilige Zarge GK/Trockenbauzarge	6. SOLID cassaporta in un pezzo MW/muratura cassaporta in un pezzo GK/parete in cartongesso	6. SOLID 1-part frame MW/concrete wall 1-part frame GK/stud wall
7. CORNER Eckzarge	7. CORNER cassaporta ad angolo	7. CORNER corner frame
8. BLOCK Blockzarge	8. BLOCK cassaporta per montaggio in luce	8. BLOCK frame for fixing flat in the wall
9. THZ Turnhallenzarge	9. THZ telaio speciale per palestra	9. THZ special frame for sport halls
10. DESIGN G-LINE M-LINE	10. DESIGN G-LINE M-LINE	10. DESIGN G-LINE M-LINE
11. F-LINE Fingerschutzzarge	11. F-LINE cassaporta antiinfortunistica	11. F-LINE frame with safety solution
12. DOUBLE ACTING Pendeltürzarge	12. DOUBLE ACTING cassaporta per porta a Ventola	12. DOUBLE ACTING double acting frame
13. SLIDE Schiebetürzarge v.d.W. Schiebetürzarge i.d.N. Schiebetürzarge i.d.W.	13. SLIDE scorrevole esterno parete scorrevole interno nicchia scorrevole interno parete	13. SLIDE sliding door external wall sliding door - in wall niche sliding door - internal wall
14. E-MOTION Drehschiebetür	14. E-MOTION porta rototraslante	14. E-MOTION rototraslation door system
15. Verglasungsrahmen/ Ganzglastür	15. telai per vetrate/ casseporte per porte in cristallo	15. steel frames for glazing/ steel frame for glass doors
16. Sonderelemente	16. elementi speciali	16. special frame elevations
17. Kämpferprofile/ Glashalteleisten	17. profili trasversi/ listelli fermavetro	17. transom bars/ glazing beads
18. Anwendungen/Optionals	18. applicazioni/optionals	18. applications/optionals
19. Bandsysteme	19. sistemi di cerniere	19. hinge systems
20. Schlosssysteme und Verriegelungen	20. sistemi di serrature e chiusure speciali	20. lock and access systems
21. OTS / ITS	21. OTS / ITS	21. OTS / ITS
22. Oberfläche und Materialien	22. Materiali e superfici	22. materials and surfaces
23. Allgemeine Informationen	23. informazioni tecniche generali	23. general technical informations

Via stazione 22/A, I-39035 Monguefio (BZ)
Tel. +39 0474 947 200, Fax 947 299
www.rema-online.it E-mail info@rema-online.it

Für Oberlichten, Seitenlichter und Glasrahmen bietet rema eine breite Auswahl an Kämpferprofilen und Glashalteleisten. Nachstehend finden Sie die technische Information.

rema offre una vasta gamma di profili per e traversi con relativi profili fermavetro per casseporte con sopra luce oppure vetrature.

For fanlight, sidelight or window screens rema propose a large range of transom profiles and glazing beads.

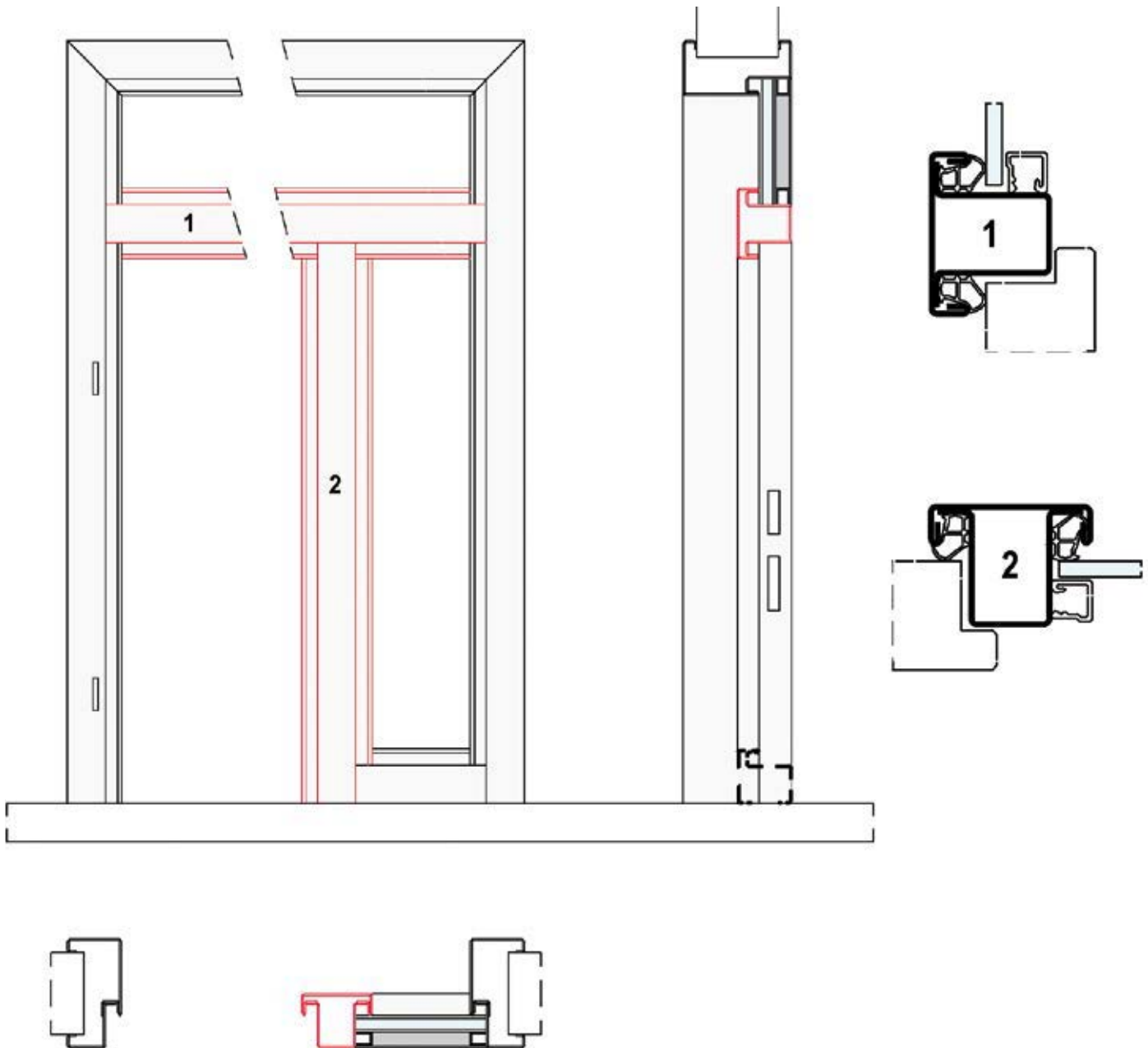
Für Sonderwünsche bitten wir Sie unseren Verkaufsservice zu kontaktieren

Informazioni tecniche trovate sulle seguenti pagine.

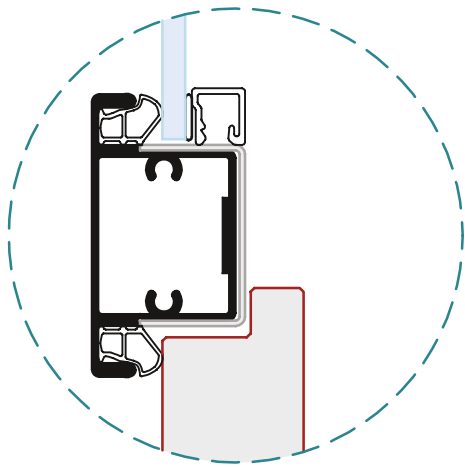
Please find attached technical informations.

Per richieste particolari Vi preghiamo di contattare il nostro servizio vendite

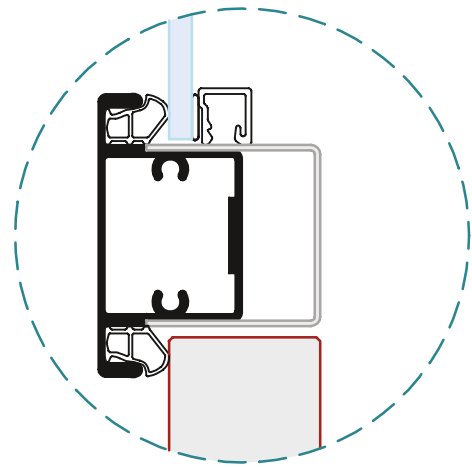
For special solutions please contact our sales service.



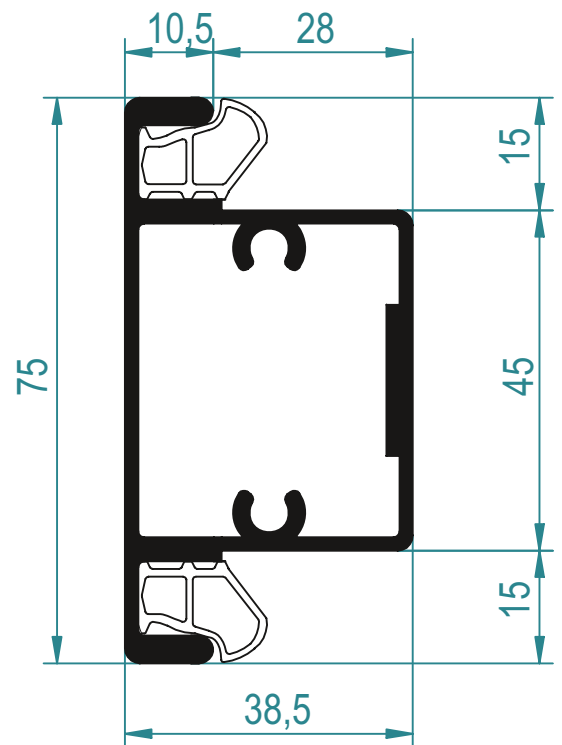
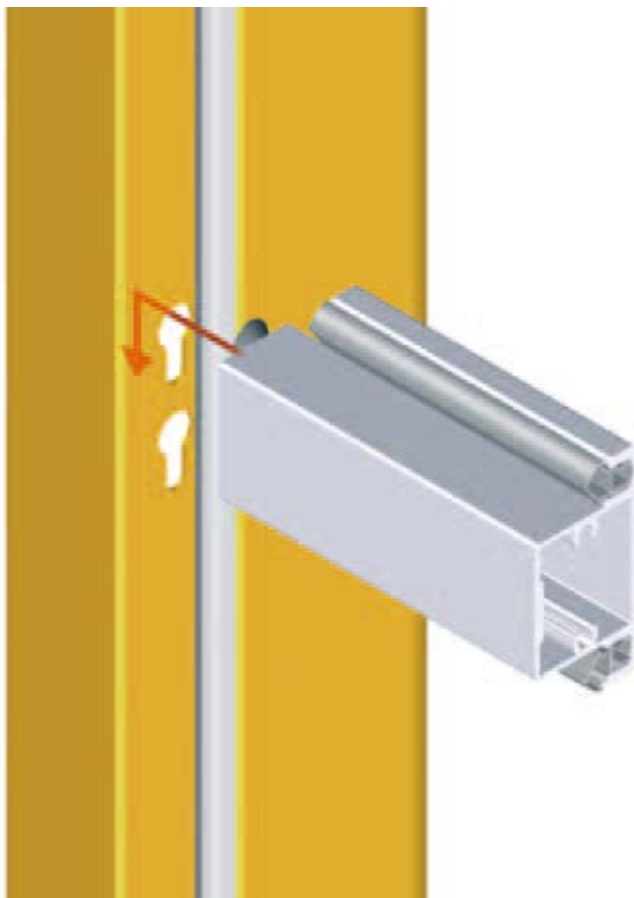
Aluminium 45-75

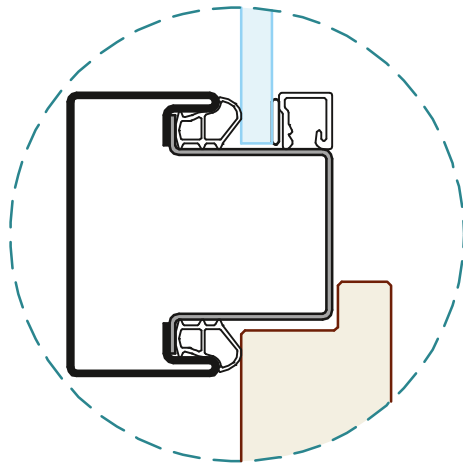


gefälztes Türblatt
 porta con battuta
 rebated door

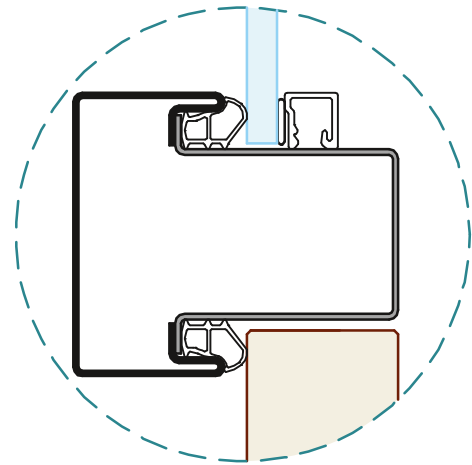


stumpfes Türblatt
 porta a filo senza battuta
 flush door

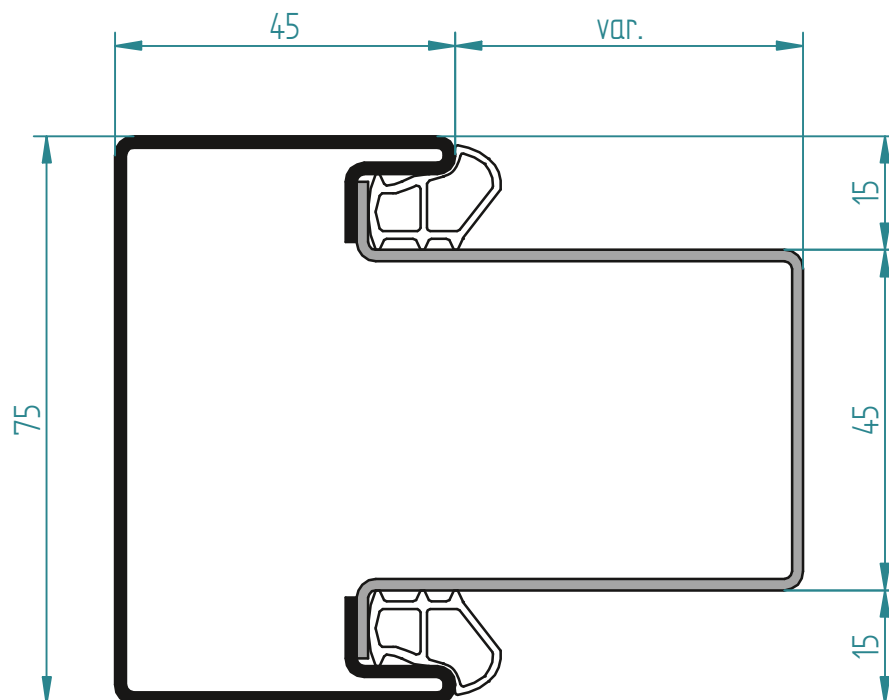




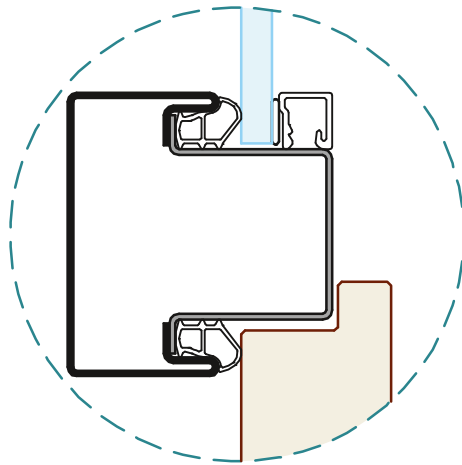
gefälztes Türblatt
porta con battuta
rebated door



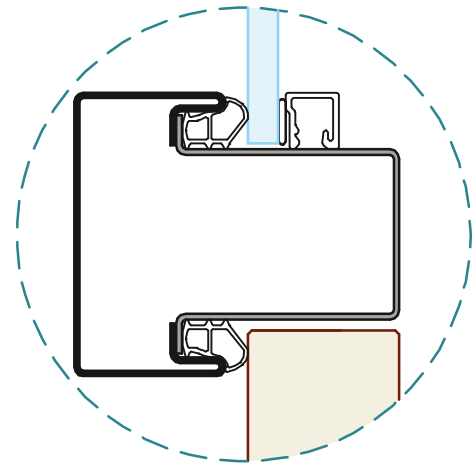
stumpfes Türblatt
porta a filo senza battuta
flush door



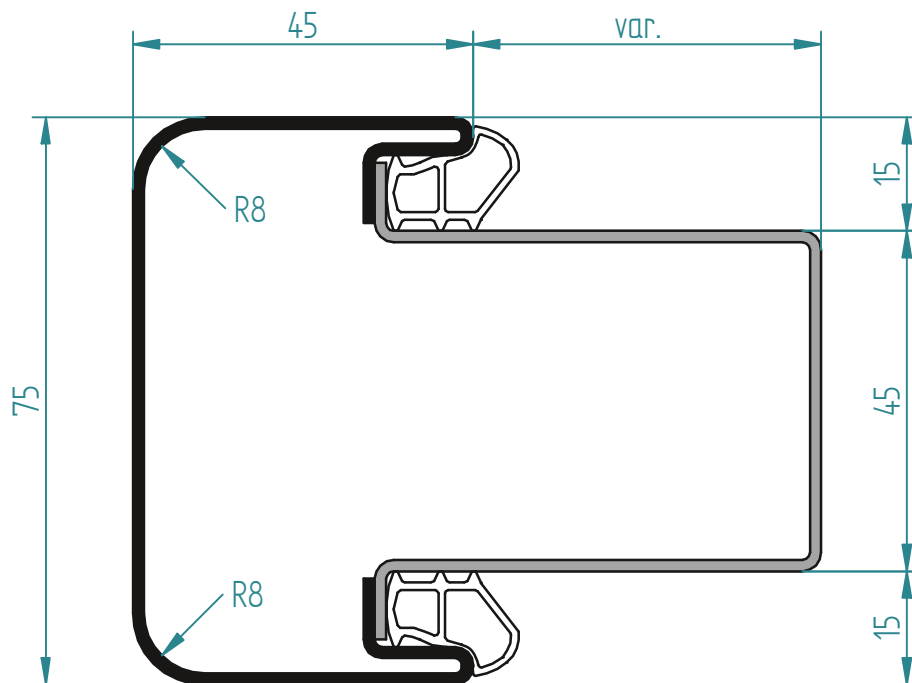
9001-45-75 R8

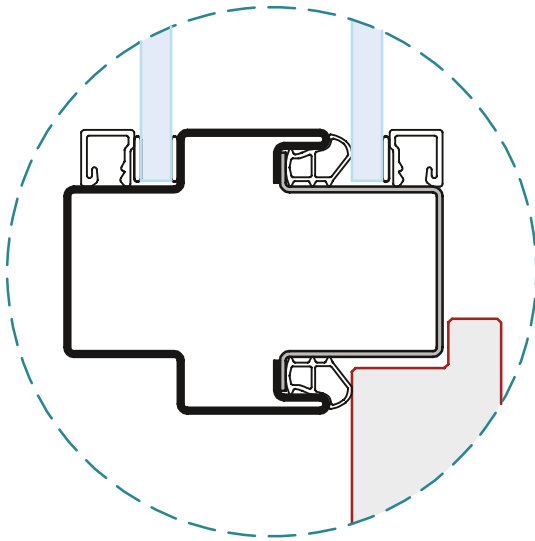


gefälztes Türblatt
 porta con battuta
 rebated door

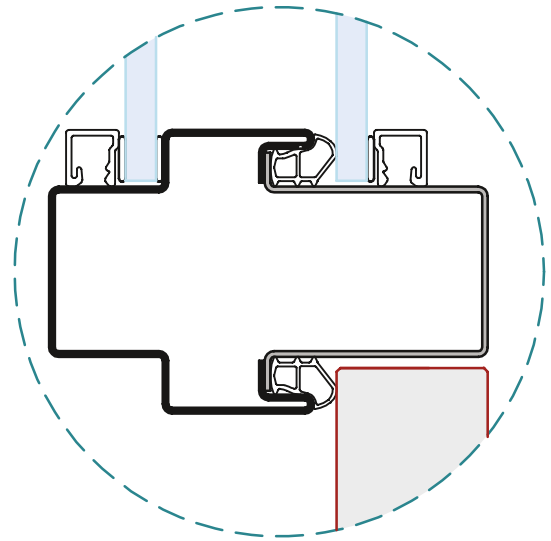


stumpfes Türblatt
 porta a filo senza battuta
 flush door

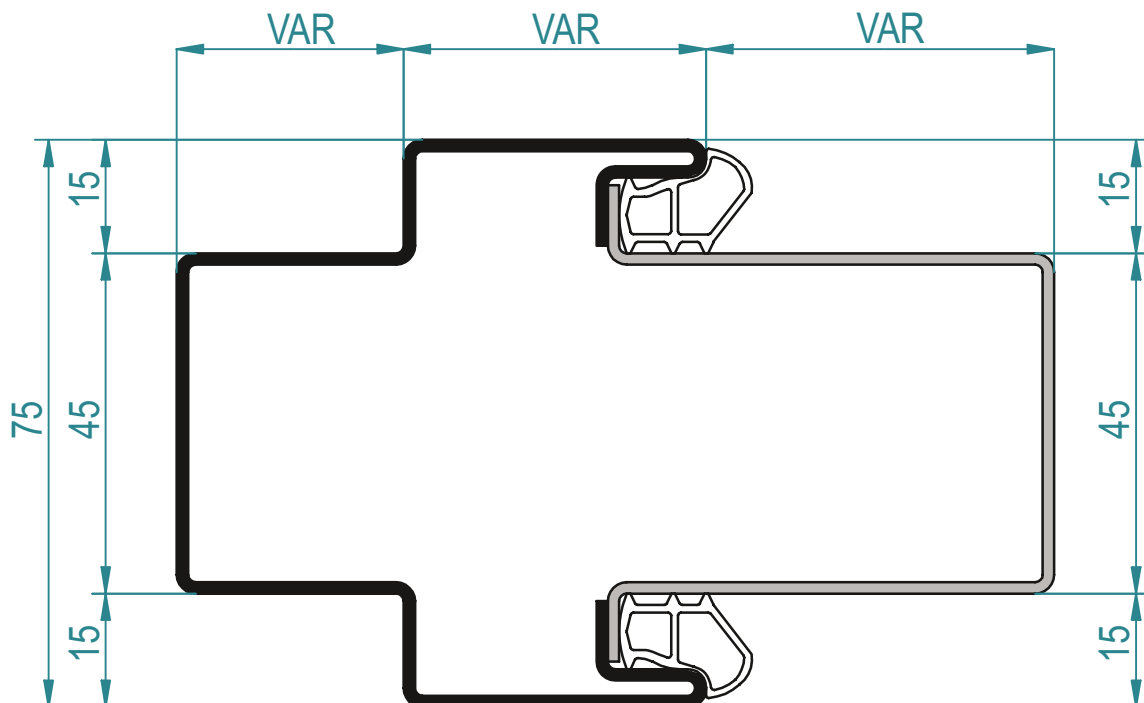


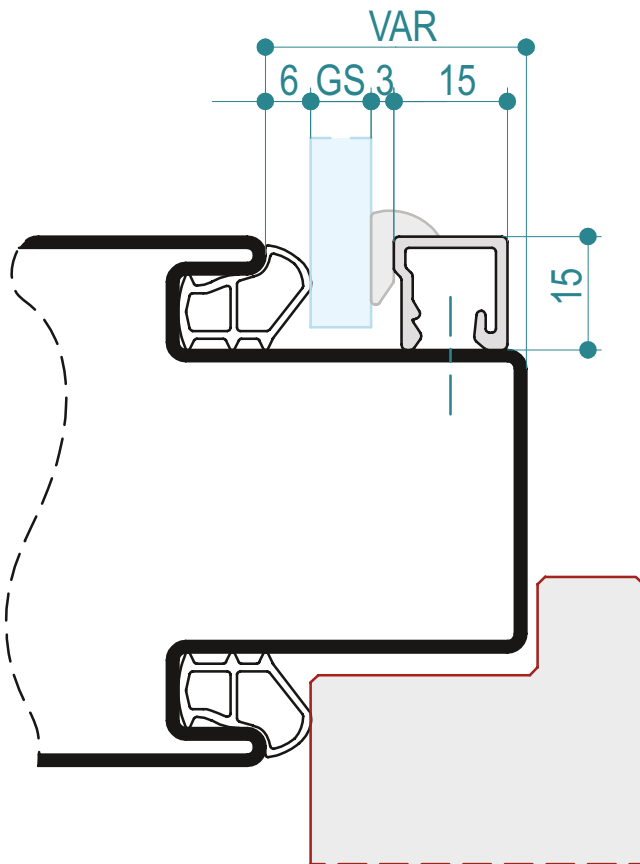


gefälztes Türblatt
 porta con battuta
 rebated door

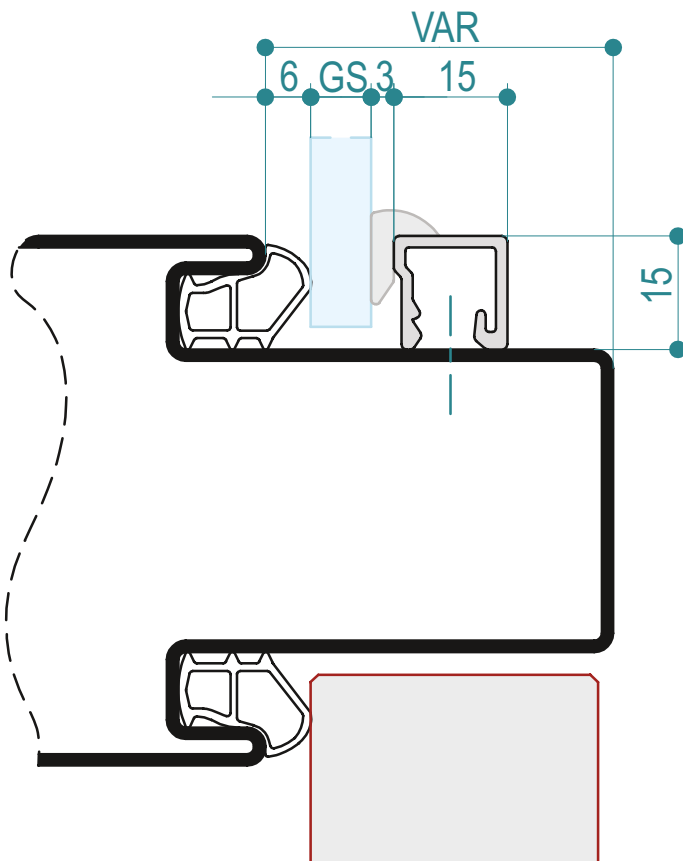


stumpfes Türblatt
 porta a filo senza battuta
 flush door

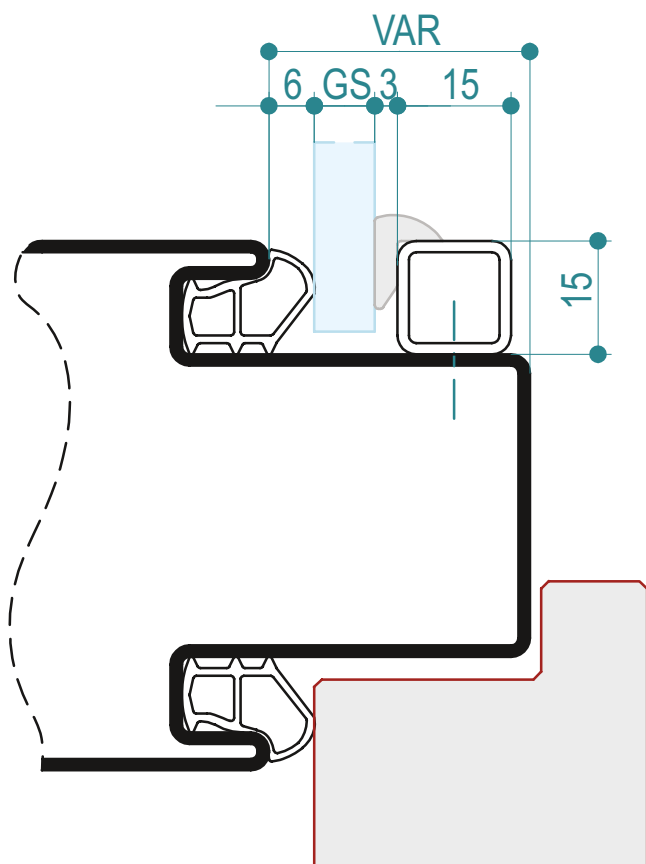




Glashalteleiste 15x15mm in Aluminium oder Stahl zum Aufklipsen für gefälztes Türblatt
fermavetro-clip 15x15mm in alluminio o acciaio per porta con battuta
glazing bead to clip 15x15mm in aluminium or steel for rebated door

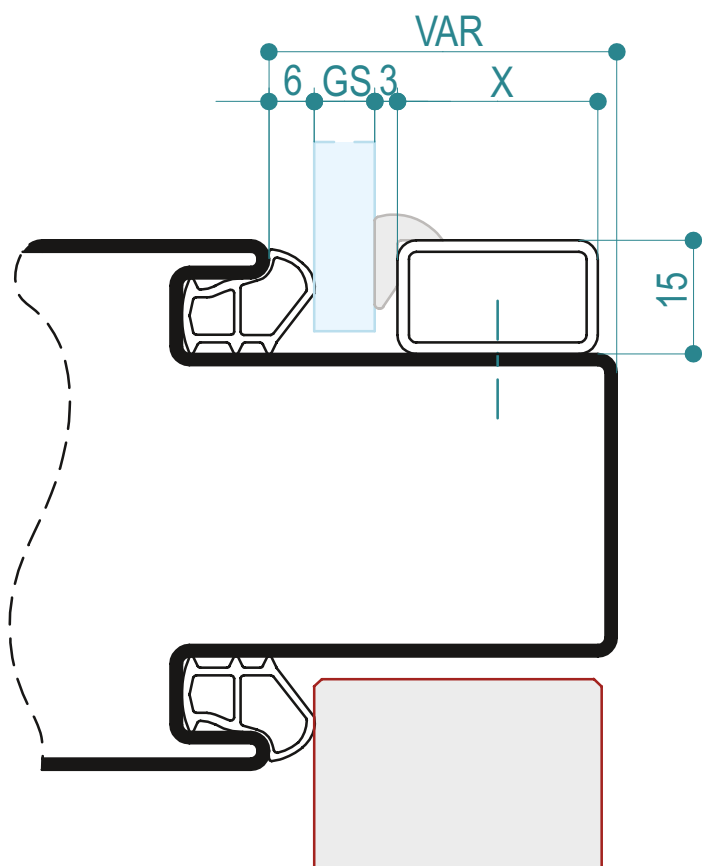


Glashalteleiste 15x15mm in Aluminium oder Stahl zum Aufklipsen für stumpfes Türblatt
fermavetro-clip 15x15mm in alluminio o acciaio per porta senza battuta
glazing bead to clip 15x15mm in aluminium or steel for flush door



**Profilrohrglashalteleiste 15x15mm
zum anschrauben für
gefälztes Türblatt**


fermavetro tubolare 15x15mm da avvitare
per porta con battuta
tube glazing bead 15x15mm to screw
for rebated door



**Profilrohrglashalteleiste X x15mm
zum anschrauben für
stumpfes Türblatt**



fermavetro-tubolare X x15mm da avvitare
per porta senza battuta
tube glazing bead X x15mm to screw
for flush door

Ideen ? *idee ?* *ideas ?*






1. Wir über uns/ Referenzen	1. l'azienda / Referenze	1. the company/References
2. Typenübersicht	2. tipologia di casseporte	2. typical frame elevations
3. SPEED 3-teilige Schnellbauzarge	3. SPEED cassaporta in 3-pezzi per montaggio rapido	3. SPEED 3-part frame easy installation
4. S-2 2-teilige Zarge, nicht verstellbar	4. S-2 cassaporta in due pezzi, non regolabile	4. S-2 2-part frame, not adjustable
5. TELESCOP 2-teilige verstellbare Zarge	5. TELESCOP cassaporta regolabile	5. TELESCOP adjustable steel frame
6. SOLID 1-teilige Zarge MW/Mauerwerk 1-teilige Zarge GK/Trockenbauzarge	6. SOLID cassaporta in un pezzo MW/muratura cassaporta in un pezzo GK/parete in cartongesso	6. SOLID 1-part frame MW/concrete wall 1-part frame GK/stud wall
7. CORNER Eckzarge	7. CORNER cassaporta ad angolo	7. CORNER corner frame
8. BLOCK Blockzarge	8. BLOCK cassaporta per montaggio in luce	8. BLOCK frame for fixing flat in the wall
9. THZ Turnhallenzarge	9. THZ telaio speciale per palestra	9. THZ special frame for sport halls
10. DESIGN G-LINE M-LINE	10. DESIGN G-LINE M-LINE	10. DESIGN G-LINE M-LINE
11. F-LINE Fingerschutzzarge	11. F-LINE cassaporta antiinfortunistica	11. F-LINE frame with safety solution
12. DOUBLE ACTING Pendeltürzarge	12. DOUBLE ACTING cassaporta per porta a Ventola	12. DOUBLE ACTING double acting frame
13. SLIDE Schiebetürzarge v.d.W. Schiebetürzarge i.d.N. Schiebetürzarge i.d.W.	13. SLIDE scorrevole esterno parete scorrevole interno nicchia scorrevole interno parete	13. SLIDE sliding door external wall sliding door - in wall niche sliding door - internal wall
14. E-MOTION Drehschiebetür	14. E-MOTION porta rototraslante	14. E-MOTION rototraslation door system
15. Verglasungsrahmen/ Ganzglastür	15. telai per vetrate/ casseporte per porte in cristallo	15. steel frames for glazing/ steel frame for glass doors
16. Sonderelemente	16. elementi speciali	16. special frame elevations
17. Kämpferprofile/ Glashalteleisten	17. profili trasversi/ listelli fermavetro	17. transom bars/ glazing beads
18. Anwendungen/Optionals	18. applicazioni/optionals	18. applications/optionals
19. Bandsysteme	19. sistemi di cerniere	19. hinge systems
20. Schlosssysteme und Verriegelungen	20. sistemi di serrature e chiusure speciali	20. lock and access systems
21. OTS / ITS	21. OTS / ITS	21. OTS / ITS
22. Oberfläche und Materialien	22. Materiali e superfici	22. materials and surfaces
23. Allgemeine Informationen	23. informazioni tecniche generali	23. general technical informations




Auskleidung mit Gipsplatten für Brandschutz

Casseporte rivestite con lastre di cartongesso per porte antincendio.

Steelframe filled with gypsum panels for fire rated doors




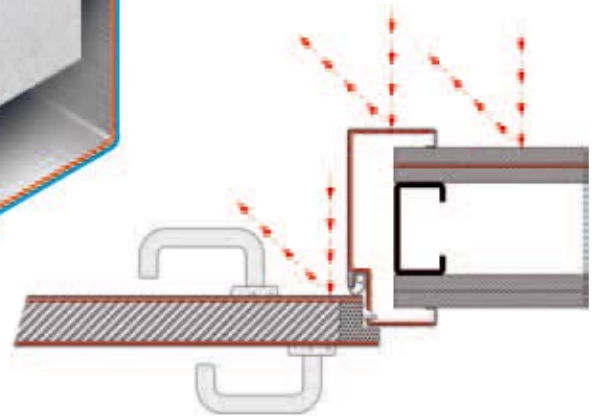



Hinterfüllung mit Mineralwolle für erhöhten Schallschutz

Casseporte riempite con lana minerale per migliore isolamento termo-accustico.

Steelframe filled with mineral wool for better sound and termic insolation





**Auskleidung mit Blei für Strahlenschutz,
Röntgenräume**

casseporte rivestite con piombo per porte antiraggi
steel frames filled with lead for x-ray protection doors



Via stazione 22/A, I-39035 Monguefio (BZ)
Tel. +39 0474 947 200, Fax 947 299
www.rema-online.it E-mail info@rema-online.it



**Fuge im Stahlzargenprofil,
um eine saubere Versiegelung
zu ermöglichen**

fuga perimetrale nel profilo per
facilitare la siliconatura

special groove in the profil for
silicon filling

Via stazione 22/A, I-39035 Monguelfo (BZ)
Tel. +39 0474 947 200, Fax 947 299
www.rema-online.it E-mail info@rema-online.it



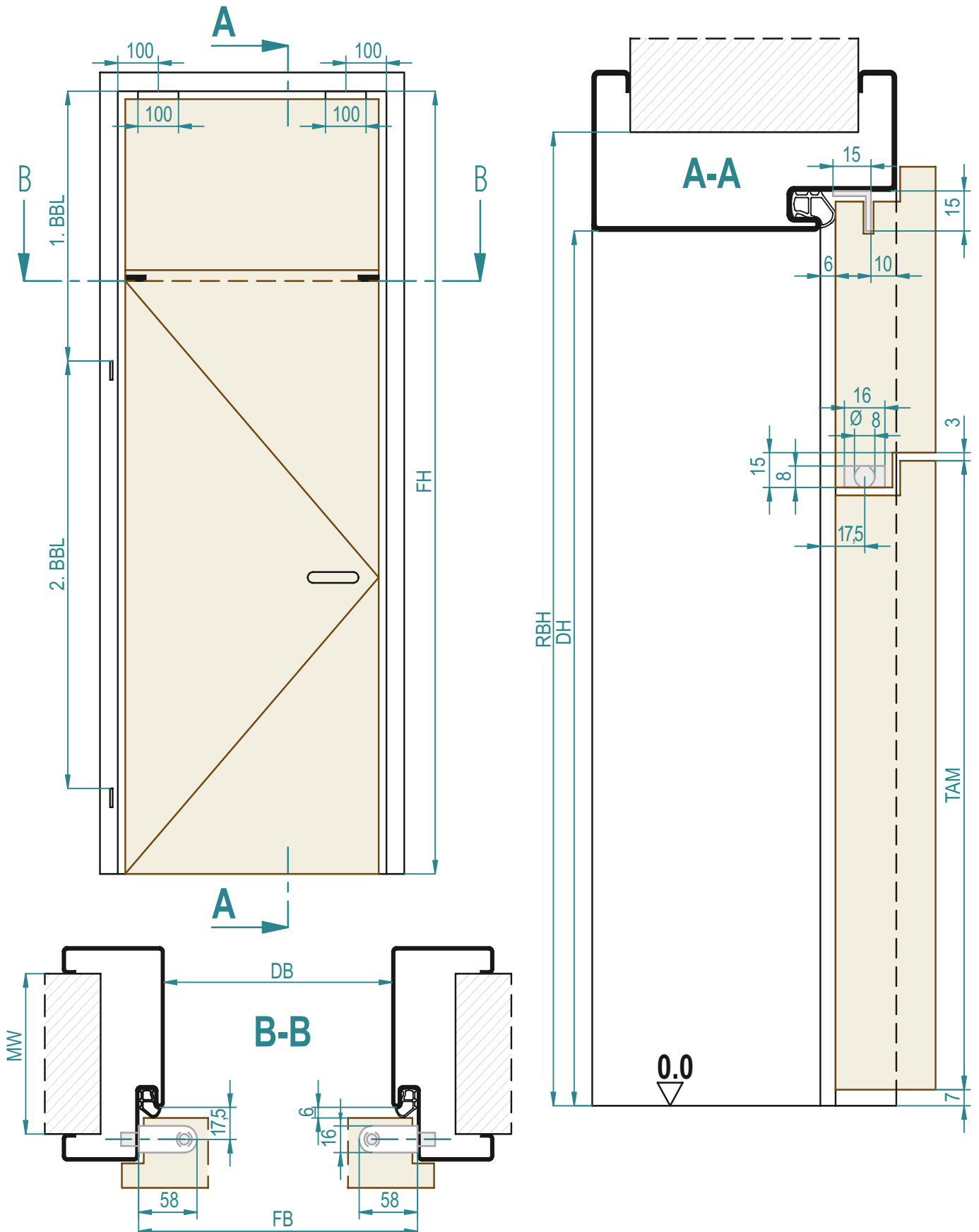
Via stazione 22/A, I-39035 Mongueifo (BZ)
Tel. +39 0474 947 200, Fax 947 299
www.rema-online.it E-mail info@rema-online.it

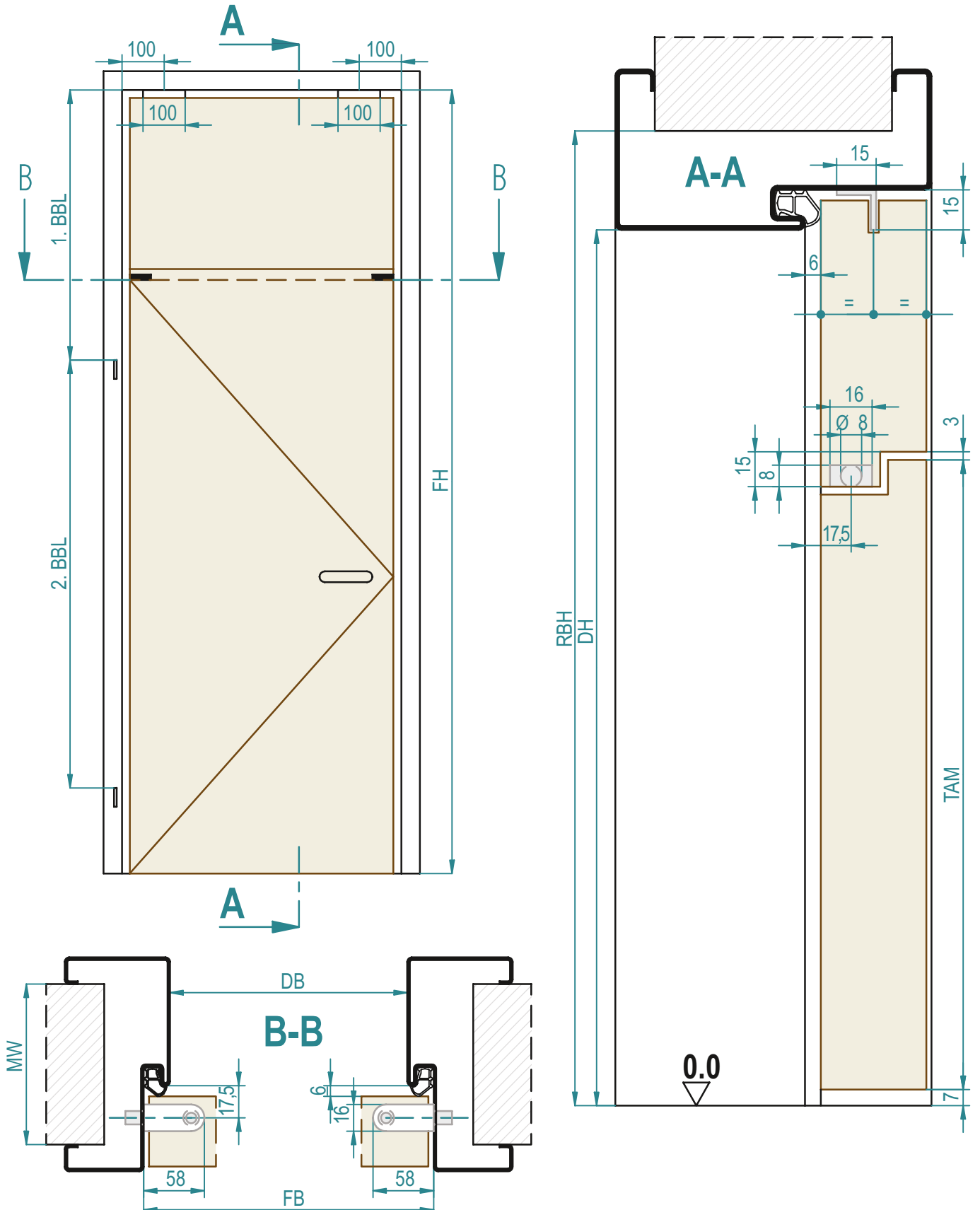
Oberpaneel Zargen
werden von rema mit speziellen
Führungslaschen ausgestattet,
welche im Zargenoberteil und Seitenholmen
befestigt sind.
In den Seitenholmen sind je ein Befestigungs-
teil für die Panelbefestigung vorgesehen.
Im Oberpaneel müssen entsprechende
Fräbungen vorgesehen werden, um
eine einwandfreie Montage zu gewährleisten.
(siehe Abb.)

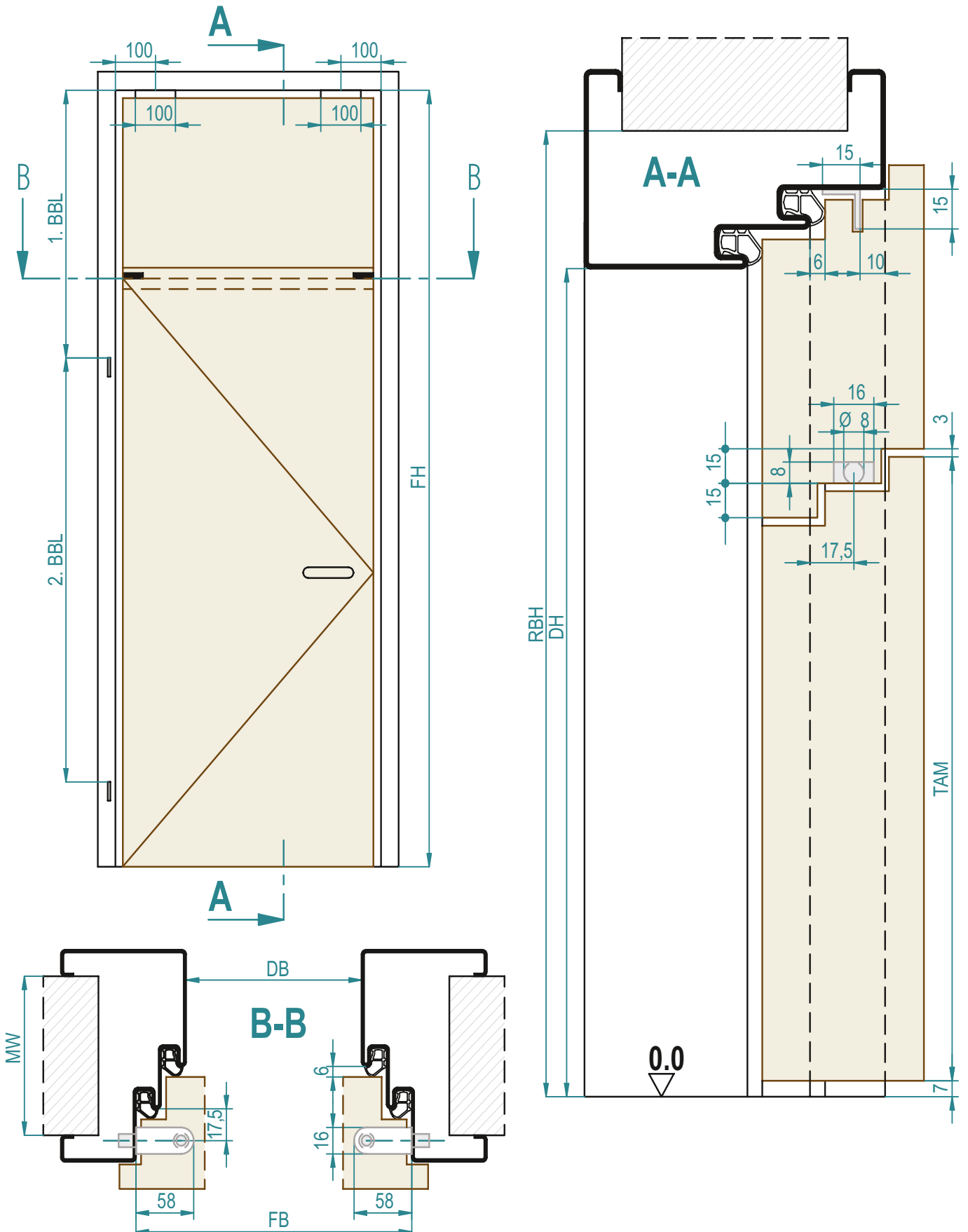
Casseporte per pannello superiore
questi telai vengono già consegnati con staffe
per poter infilare il pannello. Le staffe
sono fissate sia nel traverso e anche nei
montanti verticali.
Inoltre i due montanti verticali sono
predisposti per il fissaggio del pannello
superiore.
Il pannello deve essere predisposto di
fresature come da disegno.

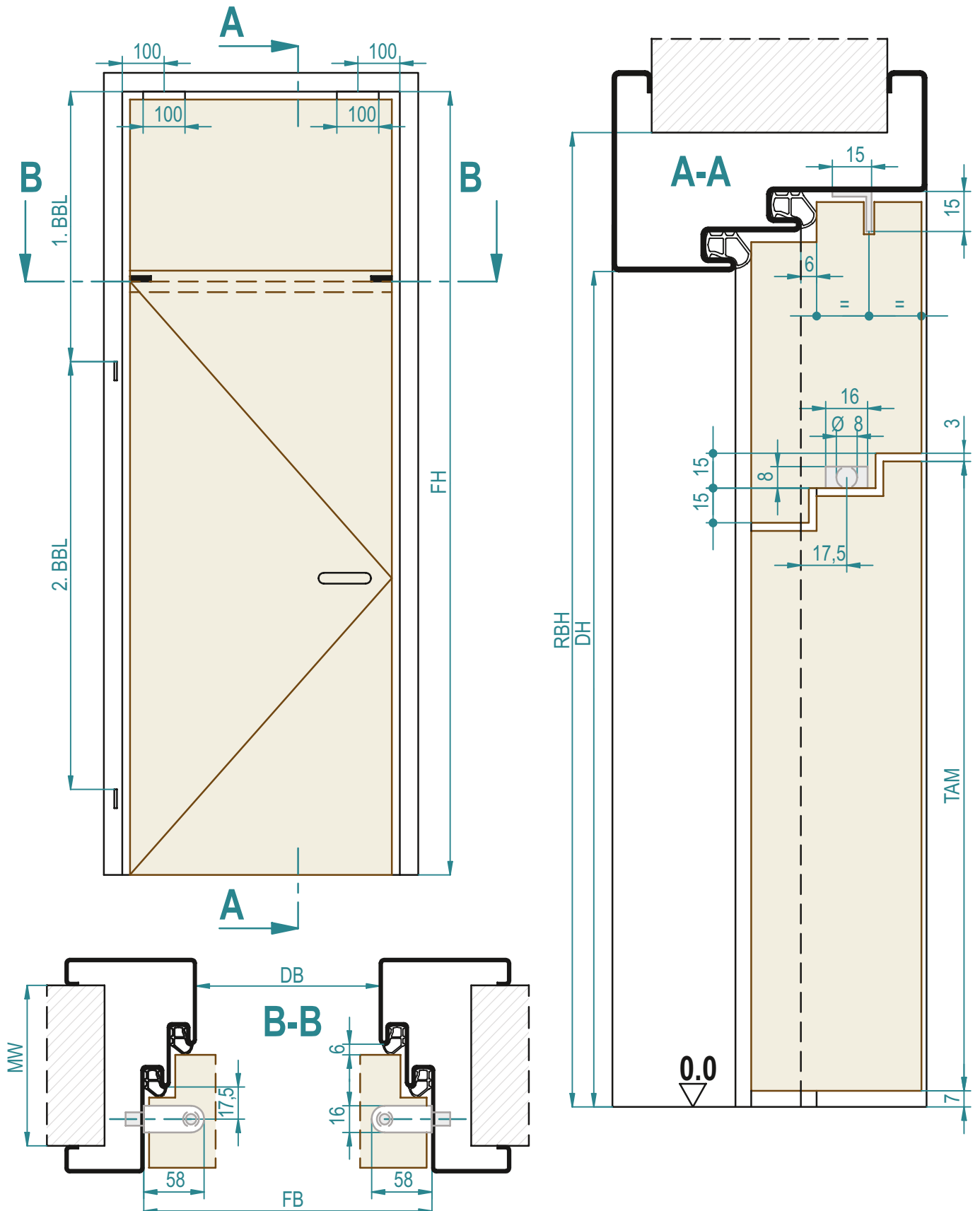
Frame for overhead panel application
this frames are prepared with special holders
for the panel installation. The holders
are fixed in the head a jamb profiles.
Door jambs are also prepared for the
panel fixing.
The panel must be prepared with
cut out according to rema drawing.

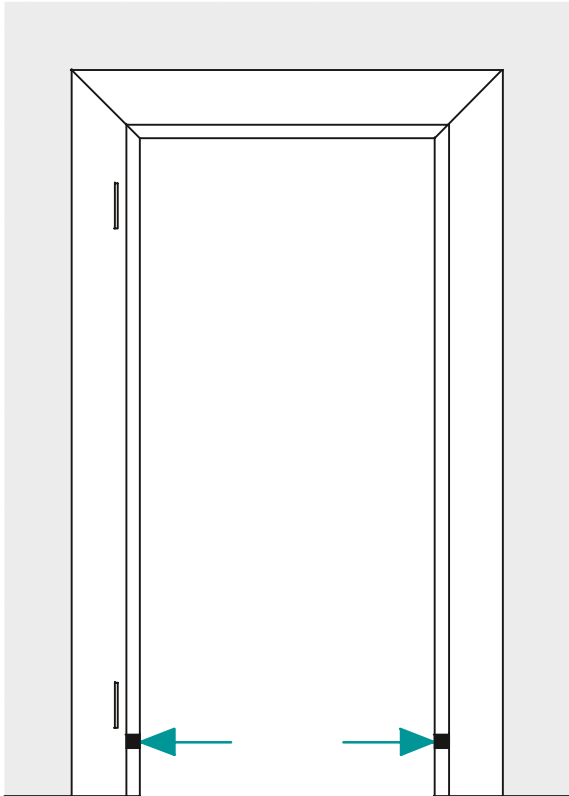








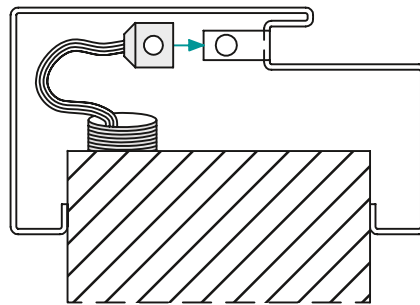


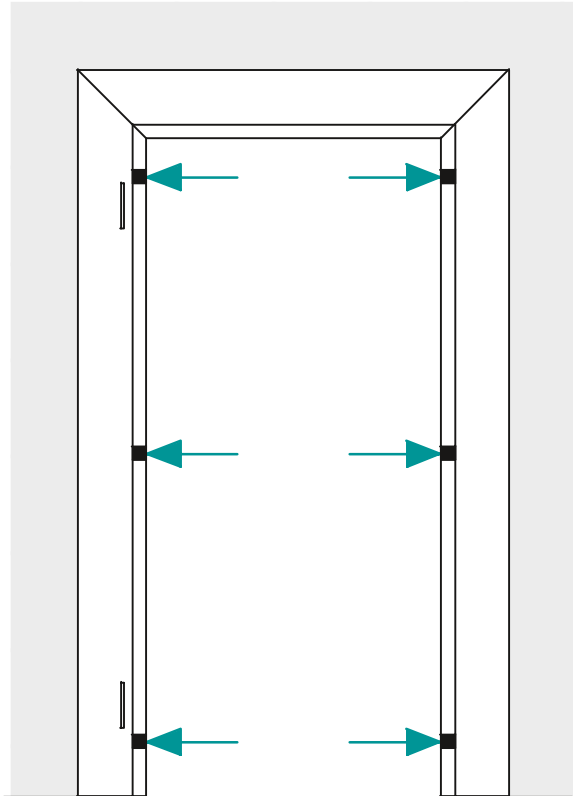


**rema Stahlzargen sind für bauseitige
Erdung vorgerichtet**

casseporte rema sono preparate con
linguina per la messa a terra equipotenziale

all rema steel door frames are prepared for earthing

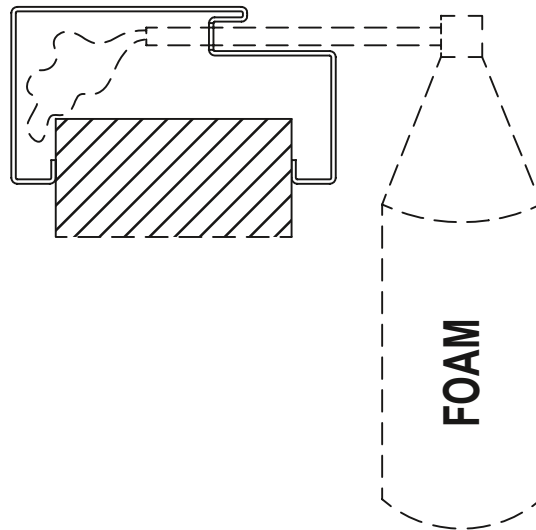


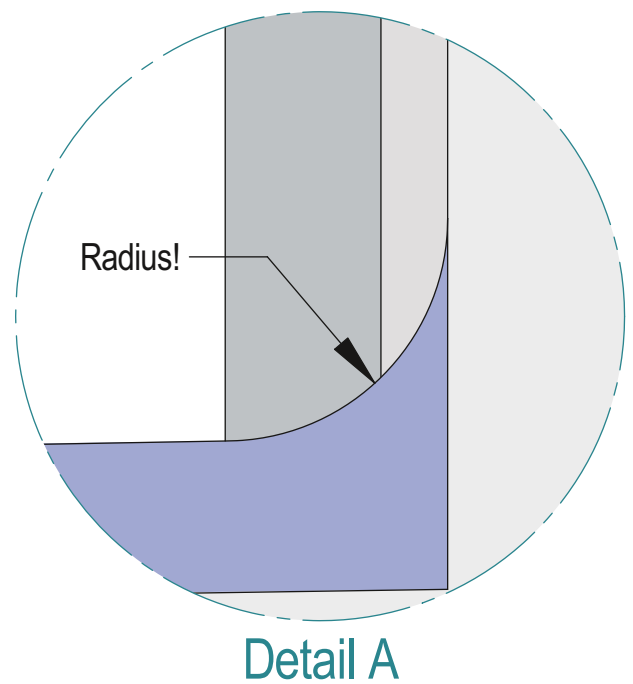
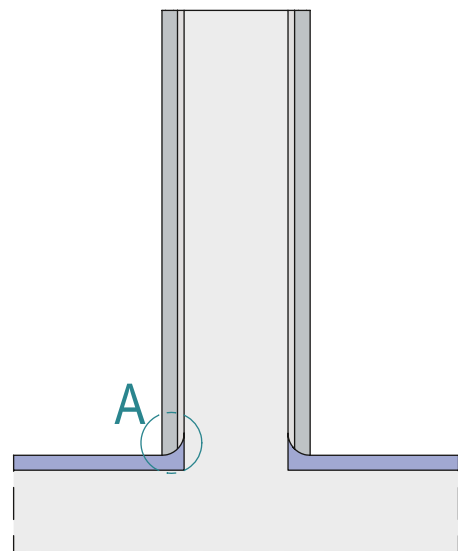
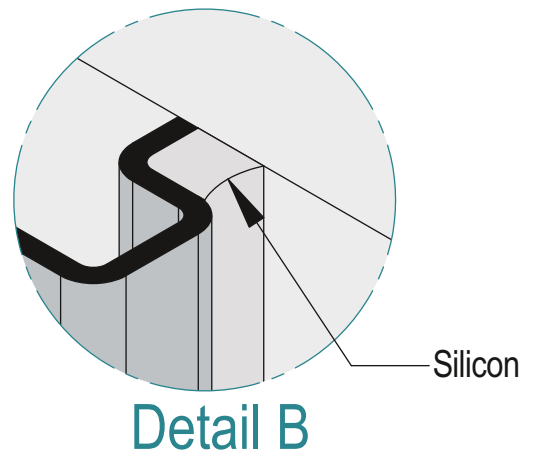
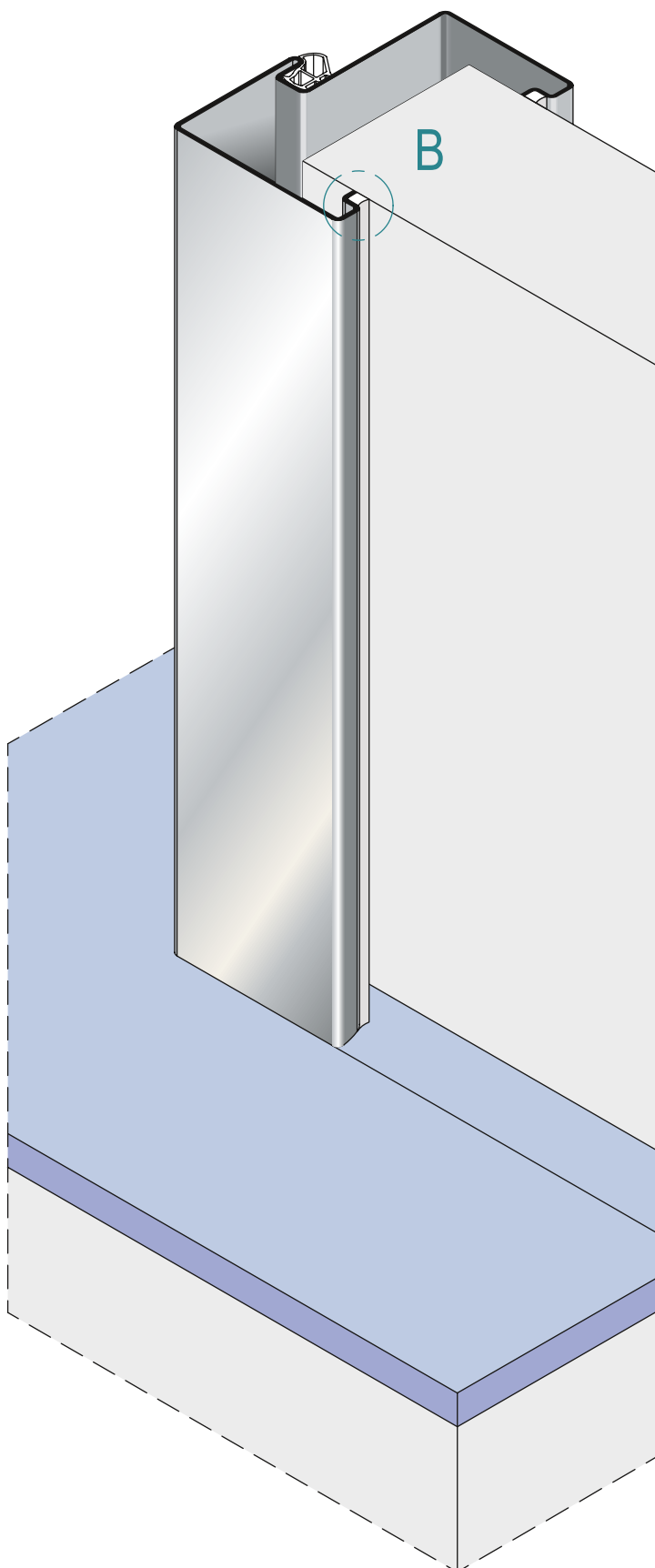


**rema Stahlzargen sind vorgerichtet für bauseitige
Hinterfüllung mit Montage-Schaum**

Casseporte rema sono predisposte e
preparate per iniezione schiuma in fase di montaggio

*all rema steel door frames are prepared
for poliuretanic foam injection*





Via stazione 22/A, I-39035 Mongueifo (BZ)
Tel. +39 0474 947 200, Fax 947 299
www.rema-online.it E-mail info@rema-online.it

**rema Zargen konnen fur Bodenanschlage
vorgefertigt werden.
Nachstehend finden Sie die technische
Information.**

**Ebenso bieten wir eine groe Auswahl
an Bodenschwellen, in Edelstahl oder
pulverbeschichtet.**

**Fur Sonderwunsche bitten wir Sie unseren
Verkaufsservice zu kontaktieren**

Casseporte rema possono essere predisposti
per battute o gradini a pavimento.
Le informazioni tecniche trovate sulle
seguenti pagine.

Inoltre rema fornisce una vasta gamma di
soglie a pavimento, in acciaio inox oppure
verniciati a polveri.

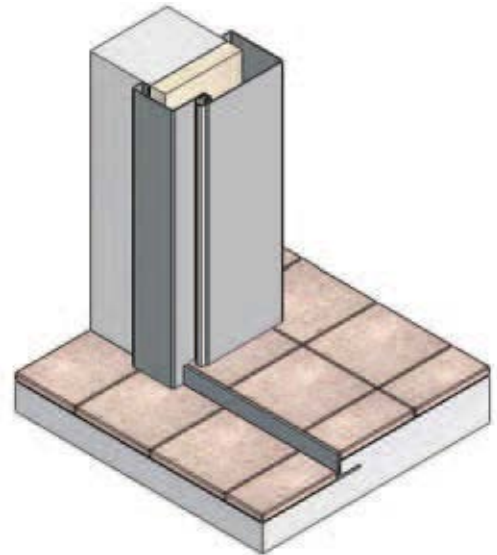
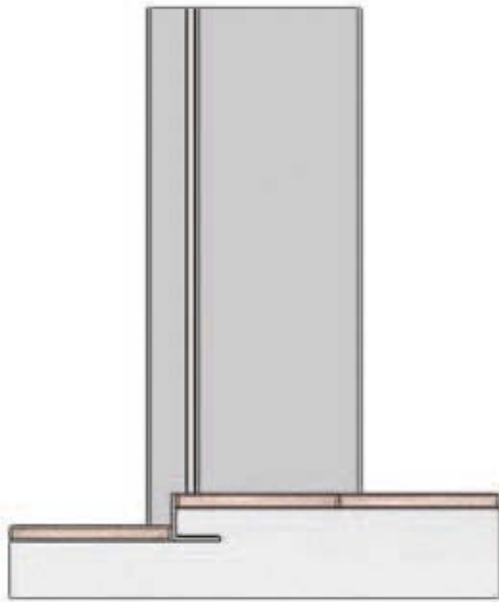
Per richieste particolari Vi preghiamo di
contattare il nostro servizio vendite
ns. servizio vendite.

*rema steel doorframes can be
prepared with cut out for base step.
Please find attached technical informations.*

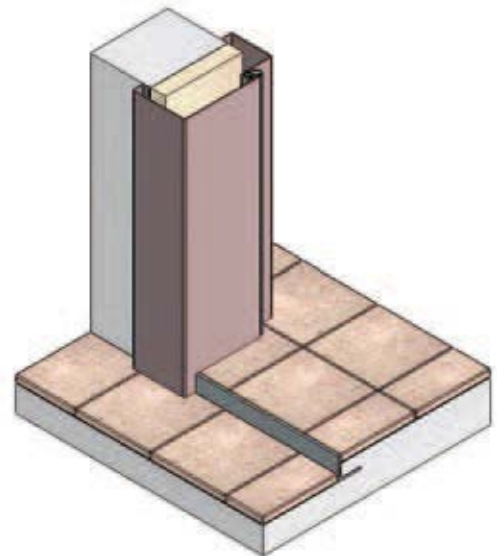
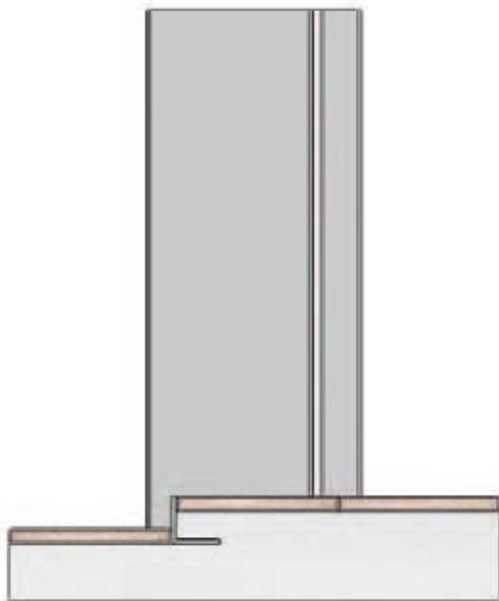
*rema also is offering a large range of thresholds
in stainless steel or powder coated.*

*For special solutions please contact
our sales service.*

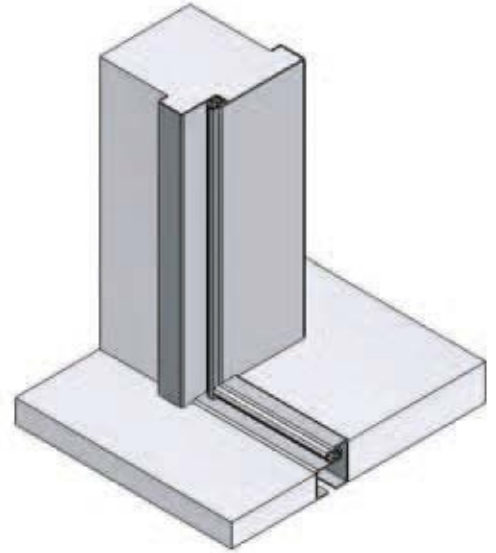
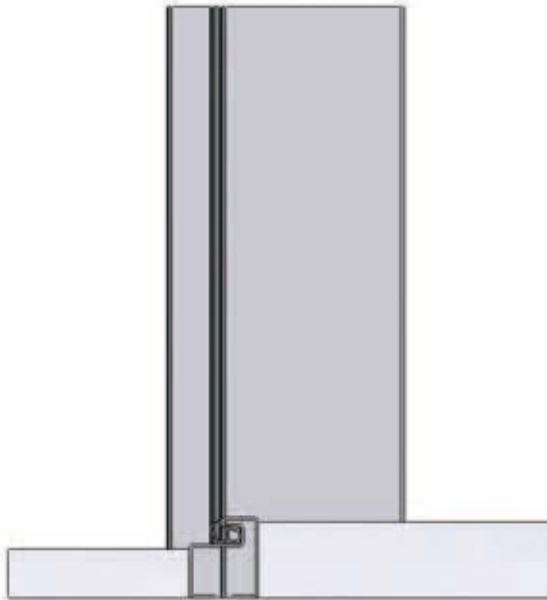
A



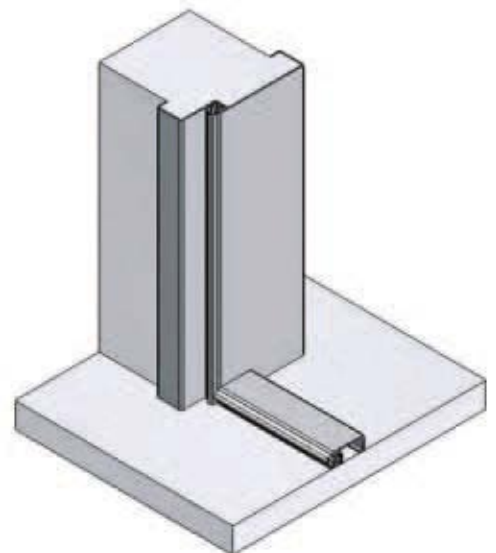
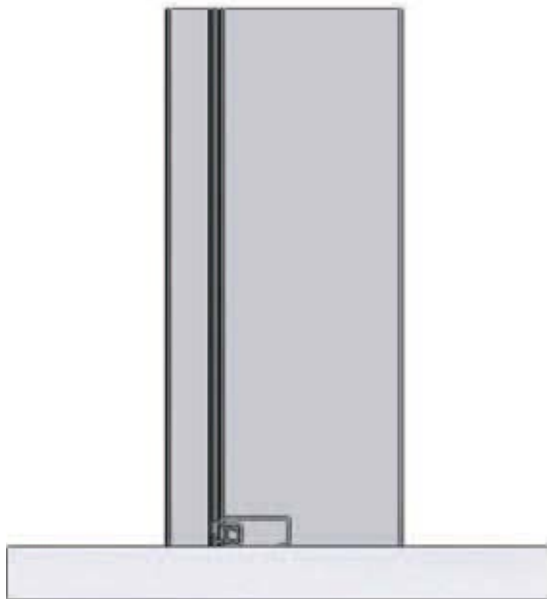
B



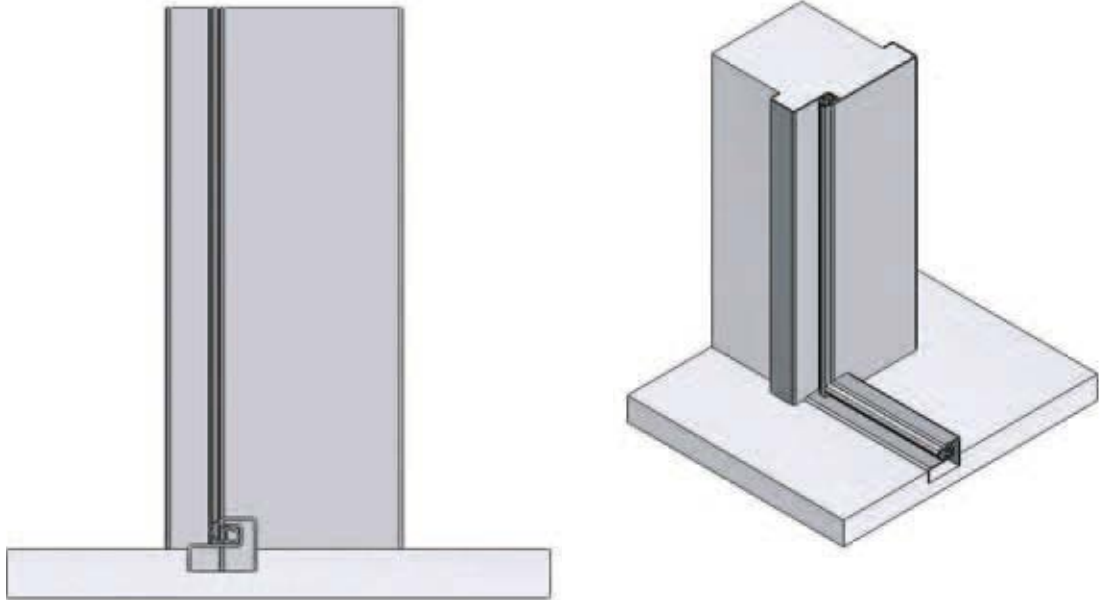
C




D



E



Ideen ? *idee ?* *ideas ?*





<p>1. Wir über uns/ Referenzen</p> <p>2. Typenübersicht</p> <p>3. SPEED 3-teilige Schnellbauzarge</p> <p>4. S-2 2-teilige Zarge, nicht verstellbar</p> <p>5. TELESCOP 2-teilige verstellbare Zarge</p> <p>6. SOLID 1-teilige Zarge MW/Mauerwerk 1-teilige Zarge GK/Trockenbauzarge</p> <p>7. CORNER Eckzarge</p> <p>8. BLOCK Blockzarge</p> <p>9. THZ Turnhallenzarge</p> <p>10. DESIGN G-LINE M-LINE</p> <p>11. F-LINE Fingerschutzzarge</p> <p>12. DOUBLE ACTING Pendeltürzarge</p> <p>13. SLIDE Schiebetürzarge v.d.W. Schiebetürzarge i.d.N. Schiebetürzarge i.d.W.</p> <p>14. E-MOTION Drehschiebetür</p> <p>15. Verglasungsrahmen/ Ganzglastür</p> <p>16. Sonderelemente</p> <p>17. Kämpferprofile/ Glashalteleisten</p> <p>18. Anwendungen/Optionals</p> <p>19. Bandsysteme</p> <p>20. Schlosssysteme und Verriegelungen</p> <p>21. OTS / ITS</p> <p>22. Oberfläche und Materialien</p> <p>23. Allgemeine Informationen</p>	<p>1. l'azienda / Referenze</p> <p>2. tipologia di casseporte</p> <p>3. SPEED cassaporta in 3-pezzi per montaggio rapido</p> <p>4. S-2 cassaporta in due pezzi, non regolabile</p> <p>5. TELESCOP cassaporta regolabile</p> <p>6. SOLID cassaporta in un pezzo MW/muratura cassaporta in un pezzo GK/parete in cartongesso</p> <p>7. CORNER cassaporta ad angolo</p> <p>8. BLOCK cassaporta per montaggio in luce</p> <p>9. THZ telaio speciale per palestra</p> <p>10. DESIGN G-LINE M-LINE</p> <p>11. F-LINE cassaporta antiinfortunistica</p> <p>12. DOUBLE ACTING cassaporta per porta a Ventola</p> <p>13. SLIDE scorrevole esterno parete scorrevole interno nicchia scorrevole interno parete</p> <p>14. E-MOTION porta rototraslante</p> <p>15. telai per vetrate/ casseporte per porte in cristallo</p> <p>16. elementi speciali</p> <p>17. profili trasversi/ listelli fermavetro</p> <p>18. applicazioni/optionals</p> <p>19. sistemi di cerniere</p> <p>20. sistemi di serrature e chiusure speciali</p> <p>21. OTS / ITS</p> <p>22. Materiali e superfici</p> <p>23. informazioni tecniche generali</p>	<p>1. the company/References</p> <p>2. typical frame elevations</p> <p>3. SPEED 3-part frame easy installation</p> <p>4. S-2 2-part frame, not adjustable</p> <p>5. TELESCOP adjustable steel frame</p> <p>6. SOLID 1-part frame MW/concrete wall 1-part frame GK/stud wall</p> <p>7. CORNER corner frame</p> <p>8. BLOCK frame for fixing flat in the wall</p> <p>9. THZ special frame for sport halls</p> <p>10. DESIGN G-LINE M-LINE</p> <p>11. F-LINE frame with safety solution</p> <p>12. DOUBLE ACTING double acting frame</p> <p>13. SLIDE sliding door external wall sliding door - in wall niche sliding door - internal wall</p> <p>14. E-MOTION rototraslation door system</p> <p>15. steel frames for glazing/ steel frame for glass doors</p> <p>16. special frame elevations</p> <p>17. transom bars/ glazing beads</p> <p>18. applications/optionals</p> <p>19. hinge systems</p> <p>20. lock and access systems</p> <p>21. OTS / ITS</p> <p>22. materials and surfaces</p> <p>23. general technical informations</p>
----------------------------------------------------------------------------------------------------------------------------------------------------------------------------------------------------------------------------------------------------------------------------------------------------------------------------------------------------------------------------------------------------------------------------------------------------------------------------------------------------------------------------------------------------------------------------------------------------------------------------------------------------------------------------------------------------------------------------------------------------------------------------------------------------------------------------------------------------------------------------------------------------------------------------------------------------------------------------------------------------------------	------------------------------------------------------------------------------------------------------------------------------------------------------------------------------------------------------------------------------------------------------------------------------------------------------------------------------------------------------------------------------------------------------------------------------------------------------------------------------------------------------------------------------------------------------------------------------------------------------------------------------------------------------------------------------------------------------------------------------------------------------------------------------------------------------------------------------------------------------------------------------------------------------------------------------------------------------------------------------------------------------------------------------------------------------------------------------------------------------------------------------------------------------------------------------------------------------	-------------------------------------------------------------------------------------------------------------------------------------------------------------------------------------------------------------------------------------------------------------------------------------------------------------------------------------------------------------------------------------------------------------------------------------------------------------------------------------------------------------------------------------------------------------------------------------------------------------------------------------------------------------------------------------------------------------------------------------------------------------------------------------------------------------------------------------------------------------------------------------------------------------------------------------------------------------------------------------------------------------------------------------------------------------------------------------------------------------------

Via stazione 22/A, I-39035 Monguelfo (BZ)
Tel. +39 0474 947 200, Fax 947 299
www.rema-online.it E-mail info@rema-online.it

Grundsätzlich werden Bandsysteme von allen führenden Herstellern verwendet.

rema bietet ein komplettes Programm an Bändern und Bandsystemen für die Aufnahme von Holz; Glas oder Stahltüren. Ebenso sind verdeckt liegende Bänder, 3-dimensionell verstellbare Bänder, sowie Bänder in verschiedenen Oberflächen oder in Edelstahl erhältlich.

beachten Sie bitte rema 3-dimensionelle Bandsysteme rema verdeckt liegende Bandsysteme

Bitte kontaktieren Sie unseren Verkaufsservice für eventuelle Sonderwünsche.

Generalmente vengono utilizzati sistemi di cerniere delle marche più famose.

rema offre una gamma completa di sistemi di cerniere per ante in legno, vetro e acciaio.

Naturalmente si fornisce cerniere a scomparsa, cerniere con regolazione 3D, in varie finiture oppure in acciaio inox.

importante:
cerniere con regolazione tridimensionale
cerniere a scomparsa

Per richieste particolari Vi preghiamo di contattare il ns. servizio vendite.

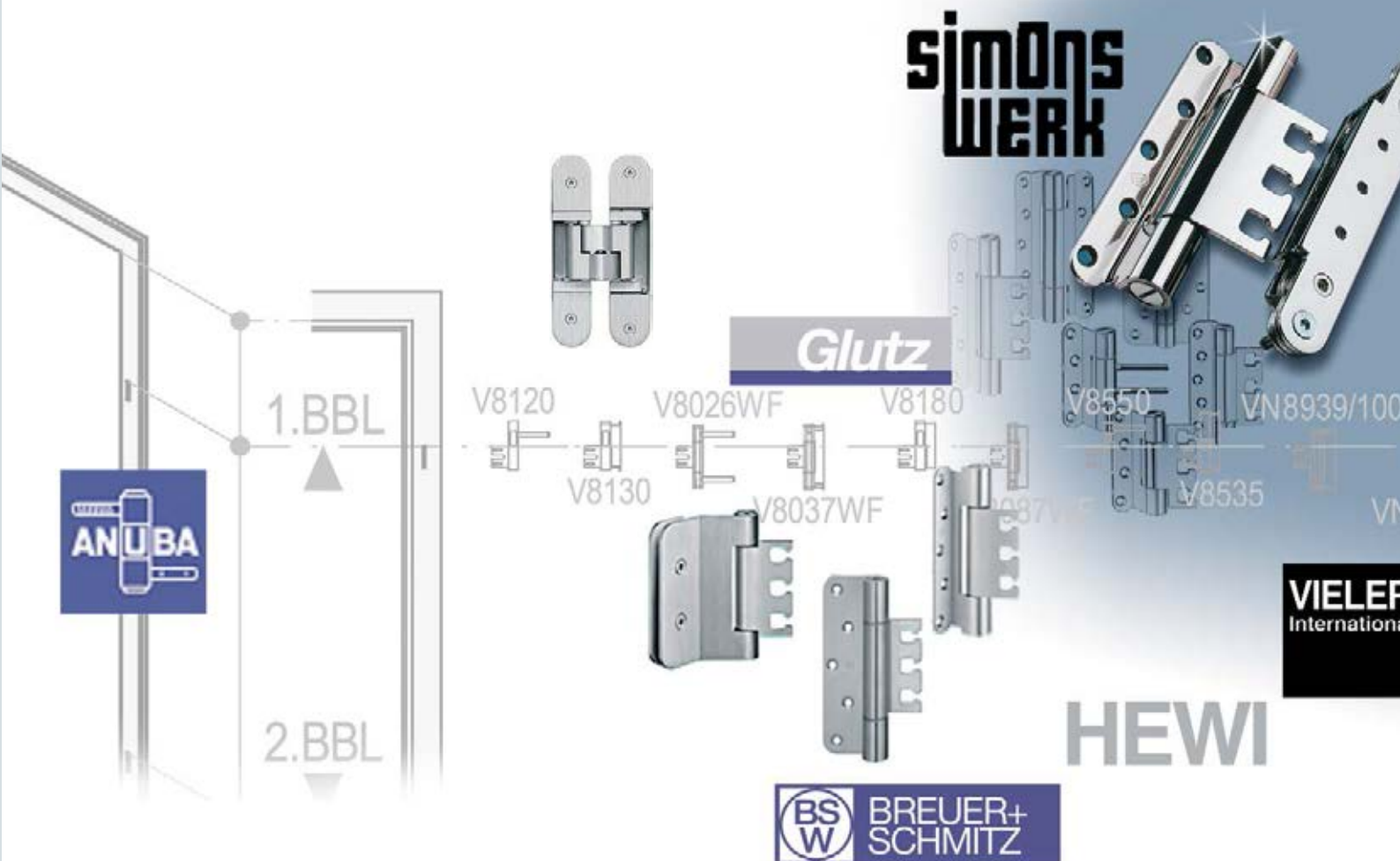
rema offers most famous brand hinges and systems.

rema offers a complete range of hinges for wooden, glass or steel doors.

Of course rema offers also concealed hinges, 3D adjustable hinges, butt hinges in different finishes or in stainless steel.

*please note:
3D adjustable hinge systems
concealed hinge systems*

























For special requests please contact our sales service.































Bänder		19.3 – 19.4
Cerniere		
Hinges		
Bandbezugslinien		19.5 – 19.16
linea di riferimento cerniere		
hinge position line		
Bänder für Holztüren gefälzt	V8120.....	19.17
cerniere per porta con battuta	V8130.....	19.18
hinges for rebated doors	V8026wf.....	19.19
	V8037wf.....	19.20
	VS8939.....	19.21
	VN8939/100.....	19.22
	VN8938/160.....	19.23
	VN7938/100.....	19.24
	VN7939/120.....	19.25
	VN7939/160.....	19.26
	VX7939/100.....	19.27
	VX7939/120.....	19.28
	VX7939/160.....	19.29
Steig-Bänder für Holztüren gefälzt	V8550.....	19.30
cerniere autochiudenti per porte con battuta	V8535.....	19.31
self closing hinges for rebated doors		
Bänder für Holztüren stumpf	V8180.....	19.32
cerniere per porte a filo senza battuta	V8087wf.....	19.33
hinges for flush doors	VN8849/100.....	19.34
	VS8949.....	19.35
	VN8948/160.....	19.36
	VN7748/100.....	19.37
	VN7729/120.....	19.38
	VN7729/160.....	19.39
	VX7729/100.....	19.40
	VX7729/120.....	19.41
	VX7729/160.....	19.42
Lappenbänder mit 3D Unterkonstruktion im Türblatt	VN 2927/120 Compact.....	19.43
cerniere a libro con taschetta 3D nell'anta	VN 2927-160 Compact Planum.....	19.44
butt hinges with 3D pocket for door leaf		
Bänder für Glastüren	Dorma Junior Office Art.11309/11230.....	19.45
cerniere per porte in cristallo	VG8790.....	19.46
hinges for glass doors	VXG7790/100.....	19.47
	VXG7790/120.....	19.48
Lappenbänder	R&T H102FS/LS.....	19.49
cerniere a libro	R&T H102FR/LR.....	19.50
	RD BB 01179 STD 102x89.....	19.51
	BSW 804 STD.....	19.52
	Butt Hinge 4030 S.....	19.53
Bänder für Pendeltüren	Bommer 125.....	19.54
cerniere per porte a vento	Fridavo Mod.M.....	19.55
hinges for double acting doors		
Bänder für Pendeltüren „PIVOT“	Dorma BTS Art.8066.....	19.56 – 19.57
cerniere per porte a vento, cerniera a perno		
hinges for double acting doors „pivot“		
Verdeckte Bänder	Stanley Art.66 Inox.....	19.58
cerniere a scomparsa	Koblenz 6200.....	19.59
Concealed hinges	Koblenz 6700.....	19.60
	Koblenz K6900.....	19.61
	Tectus TE 240 3D.....	19.62
	Tectus TE 340 3D.....	19.63
	Tectus TE 540 3D.....	19.64
	Tectus TE 541 3D FVZ.....	19.65
	Tectus TE 640 3D.....	19.66
	SFS intec Mod.CIR.....	19.67
	SFS INTEC CAB-00-02.....	19.68
Fingerschutz	F-Line.....	19.69
Antifortunistica		
Finger protection		

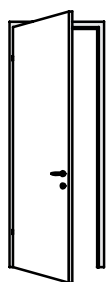
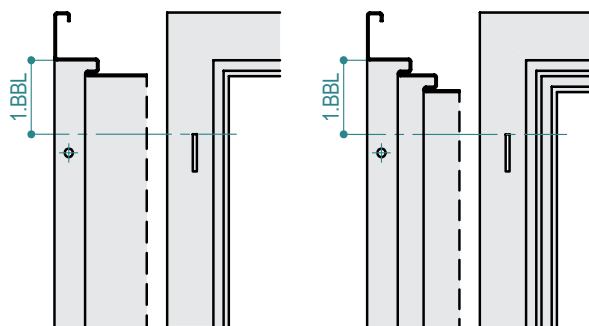
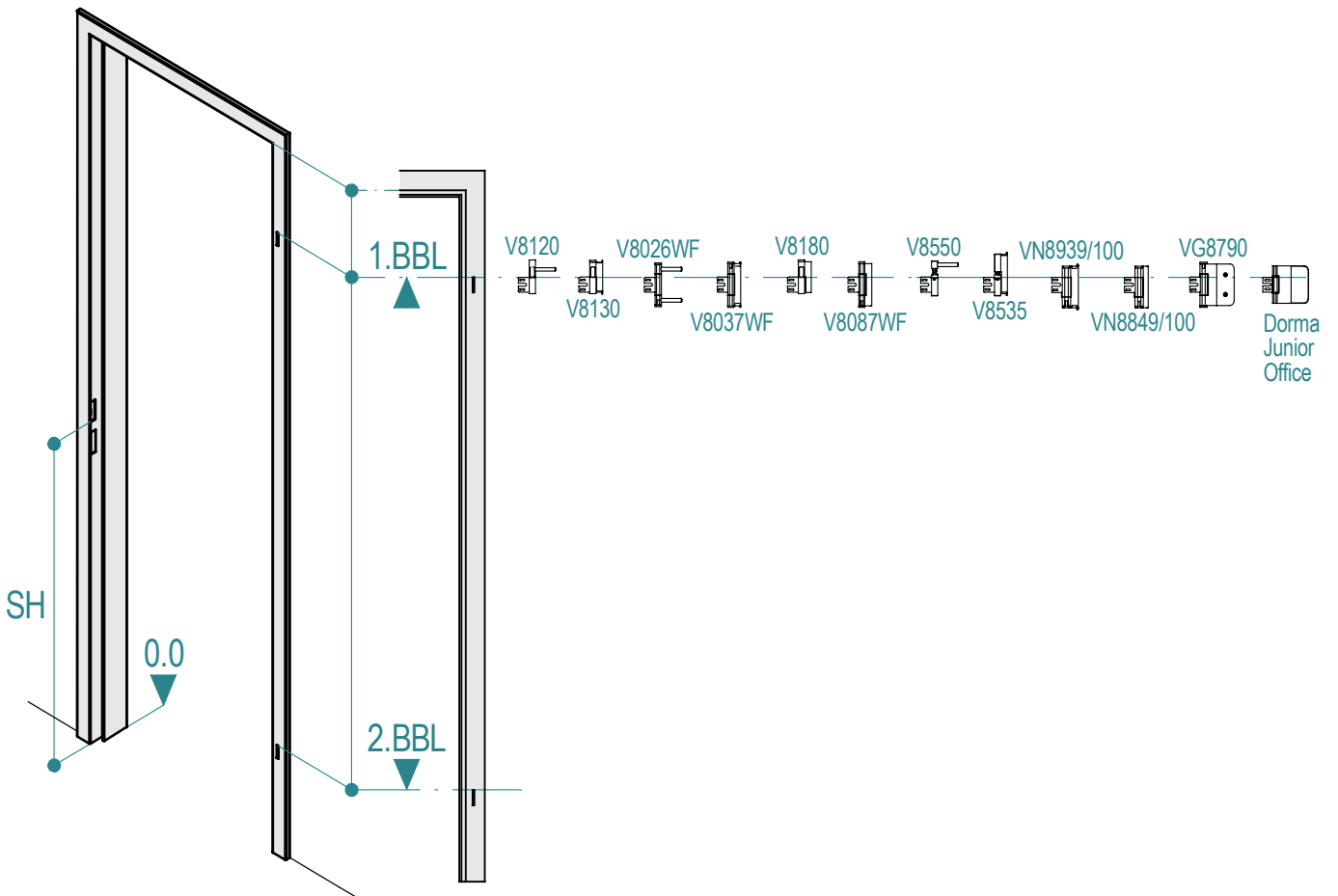
Bandbezugslinien 19.5 – 19.16

linea di riferimento cerniere
hinge position line

<p>V 8120</p>  <p>page 19.17</p>	<p>V 8130</p>  <p>page 19.18</p>	<p>V 8026 wf</p>  <p>page 19.19</p>	<p>V 8037 wf</p>  <p>page 19.20</p>	<p>VS 8939</p>  <p>page 19.21</p>	<p>VN 8939/100</p>  <p>page 19.22</p>
<p>VN 8938/160</p>  <p>page 19.23</p>	<p>VN 7938/100</p>  <p>page 19.24</p>	<p>VN 7939/120</p>  <p>page 19.25</p>	<p>VN 7939/160</p>  <p>page 19.26</p>	<p>VX 7939/100</p>  <p>page 19.27</p>	<p>VX 7939/120</p>  <p>page 19.28</p>
<p>VX 7939/160</p>  <p>page 19.29</p>	<p>V 8550</p>  <p>page 19.30</p>	<p>V 8535</p>  <p>page 19.31</p>	<p>V8180</p>  <p>page 19.32</p>	<p>V 8087 wf</p>  <p>page 19.33</p>	<p>VN 8849/100</p>  <p>page 19.34</p>
<p>VS 8949</p>  <p>page 19.35</p>	<p>VN 8948/160</p>  <p>page 19.36</p>	<p>VN 7748/100</p>  <p>page 19.37</p>	<p>VN 7729/120</p>  <p>page 19.38</p>	<p>VN 7729/160</p>  <p>page 19.39</p>	<p>VX 7729/100</p>  <p>page 19.40</p>

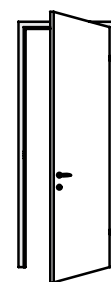
<p>VX 7729/120</p>  <p>page 19.41</p>	<p>VX 7729/160</p>  <p>page 19.42</p>	<p>VN2927/120 Compact</p>  <p>page 19.43</p>	<p>VN2927/160 Compact Planum</p>  <p>page 19.44</p>	<p>Dorma Junior Office Art.11309/11230</p>  <p>page 19.45</p>	<p>VG 8790</p>  <p>page 19.46</p>	<p>VXG 7990/100</p>  <p>page 19.47</p>
<p>VXG 7990/120</p>  <p>page 19.48</p>	<p>Royde & Tucker HI-LOAD H102 FS/LS</p>  <p>page 19.49</p>	<p>Royde & Tucker HI-LOAD H102 FR/LR</p>  <p>page 19.50</p>	<p>RD BB01179STD 120x89</p>  <p>page 19.51</p>	<p>BSW 804STD</p>  <p>page 19.52</p>	<p>BUTT Hinge 4030 S</p>  <p>page 19.53</p>	<p>Bommer 125</p>  <p>page 19.54</p>
<p>Fridavo Mod. M</p>  <p>page 19.55</p>	<p>Dorma BTS Art. 8066</p>  <p>page 19.56-57</p>	<p>Stanley Art. 66 Inox</p>  <p>page 19.58</p>	<p>Koblentz K6200</p>  <p>page 19.59</p>	<p>Koblentz K6700</p>  <p>page 19.60</p>	<p>Koblentz K6900</p>  <p>page 19.61</p>	<p>TECTUS TE 240 3D</p>  <p>page 19.62</p>
<p>TECTUS TE 340 3D</p>  <p>page 19.63</p>	<p>TECTUS TE 540 3D</p>  <p>page 19.64</p>	<p>TECTUS TE 541 3D FVZ</p>  <p>page 19.65</p>	<p>TECTUS TE 640 3D</p>  <p>page 19.66</p>	<p>SFS INTEC Model CIR</p>  <p>page 19.67</p>	<p>SFS INTEC CAB-00-02</p>  <p>page 19.68</p>	<p>rema F-Line</p>  <p>page 19.69</p>

Via stazione 22/A, I-39035 Monguefio (BZ)
 Tel. +39 0474 947 200, Fax 947 299
 www.rema-online.it E-mail info@rema-online.it

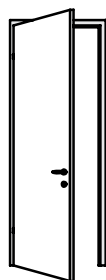
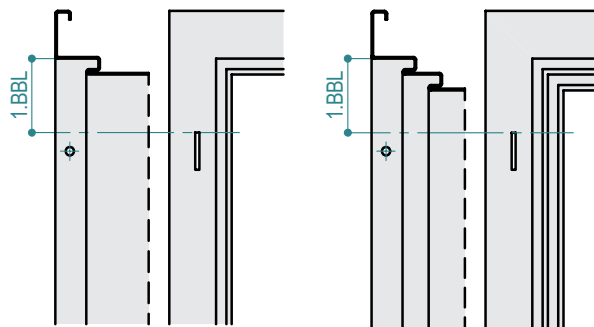
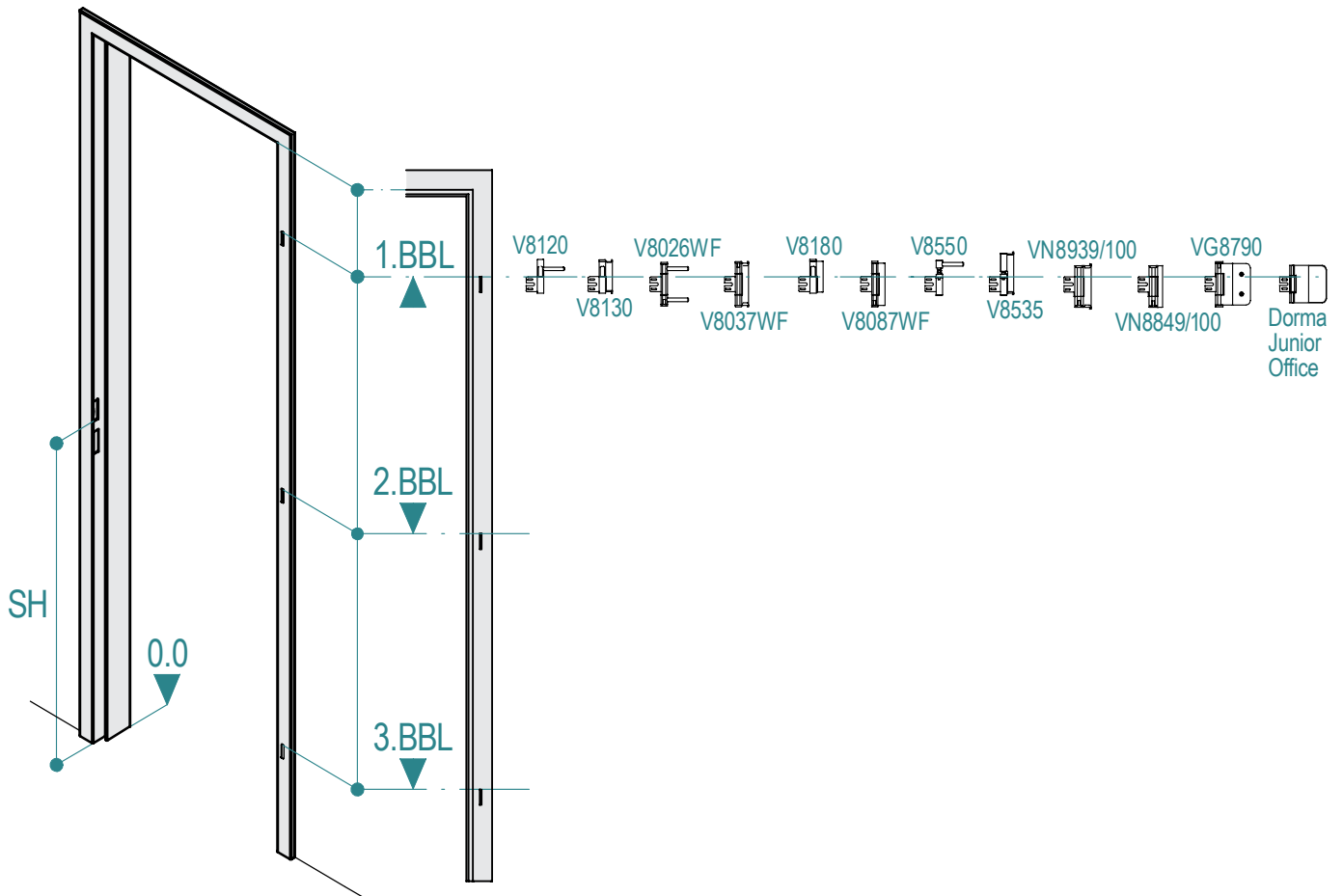


DIN links - sinistra - left (L)

Öffnungsrichtung
 Handing
 Direzione di apertura

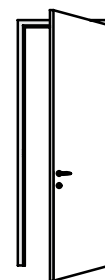


DIN rechts - destra - right (R)

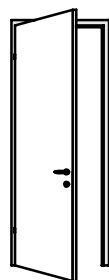
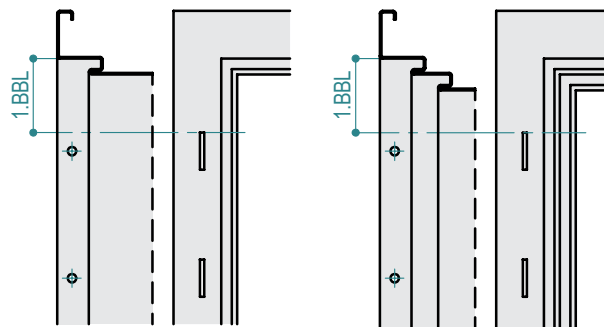
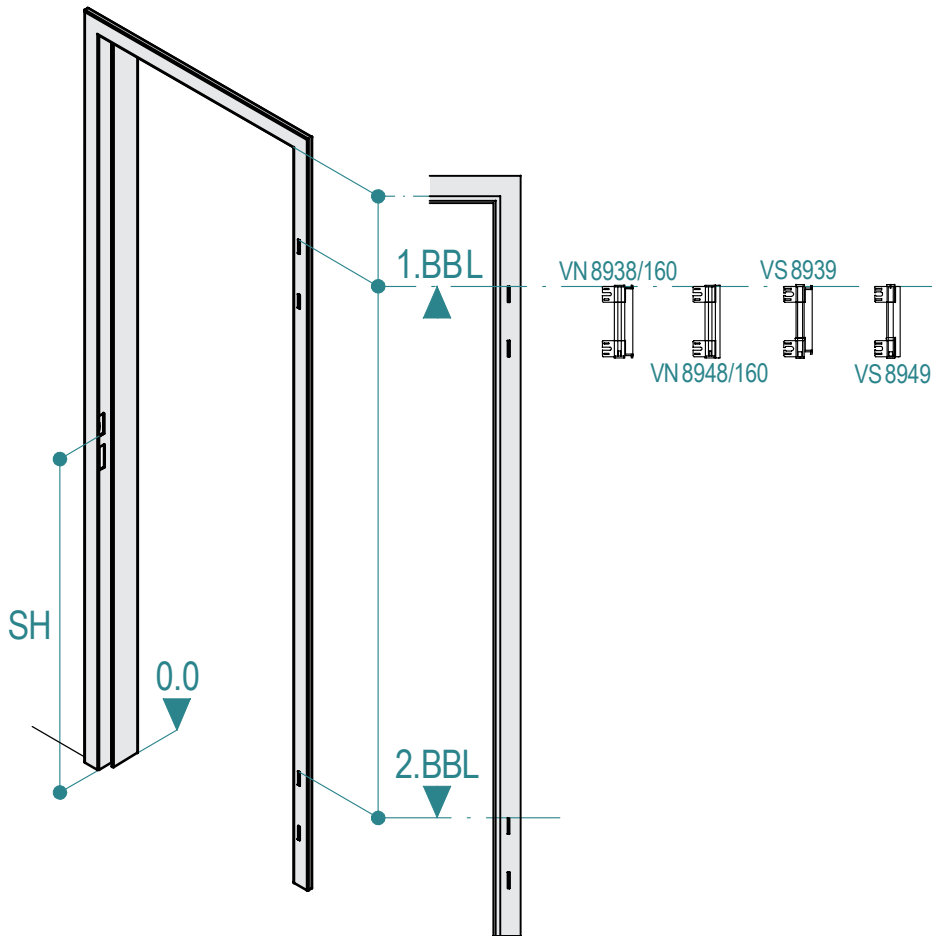


DIN links - sinistra - left (L)

Öffnungsrichtung
 Handing
 Direzione di apertura

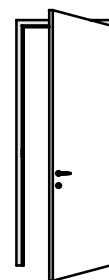


DIN rechts - destra - right (R)

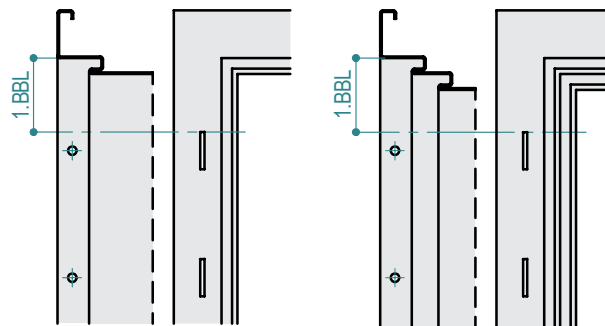
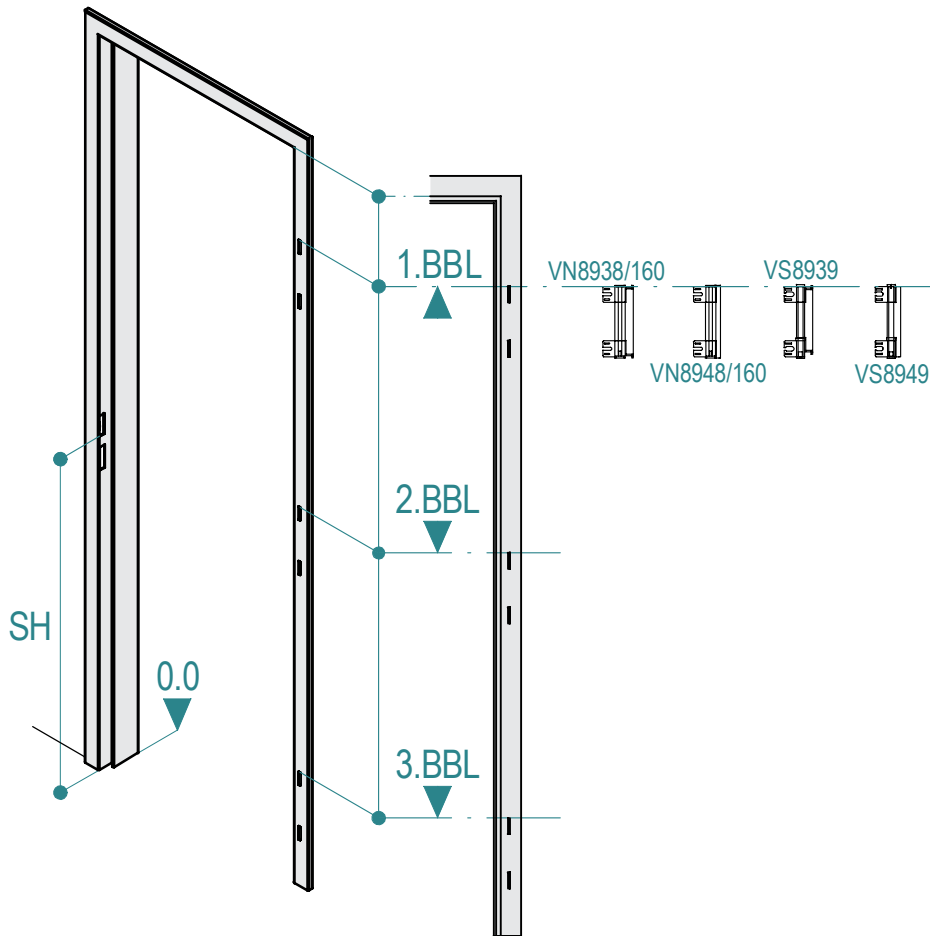


DIN links - sinistra - left (L)

Öffnungsrichtung
 Handing
 Direzione di apertura

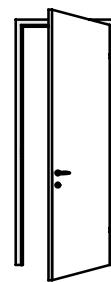


DIN rechts - destra - right (R)

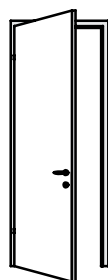
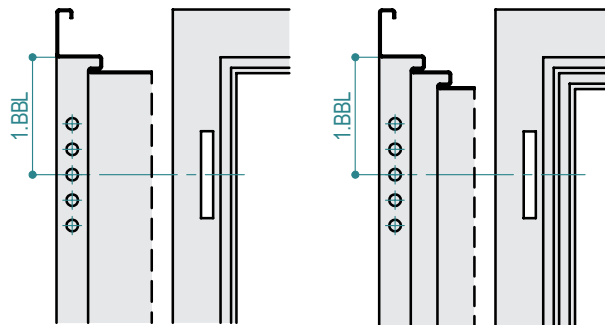
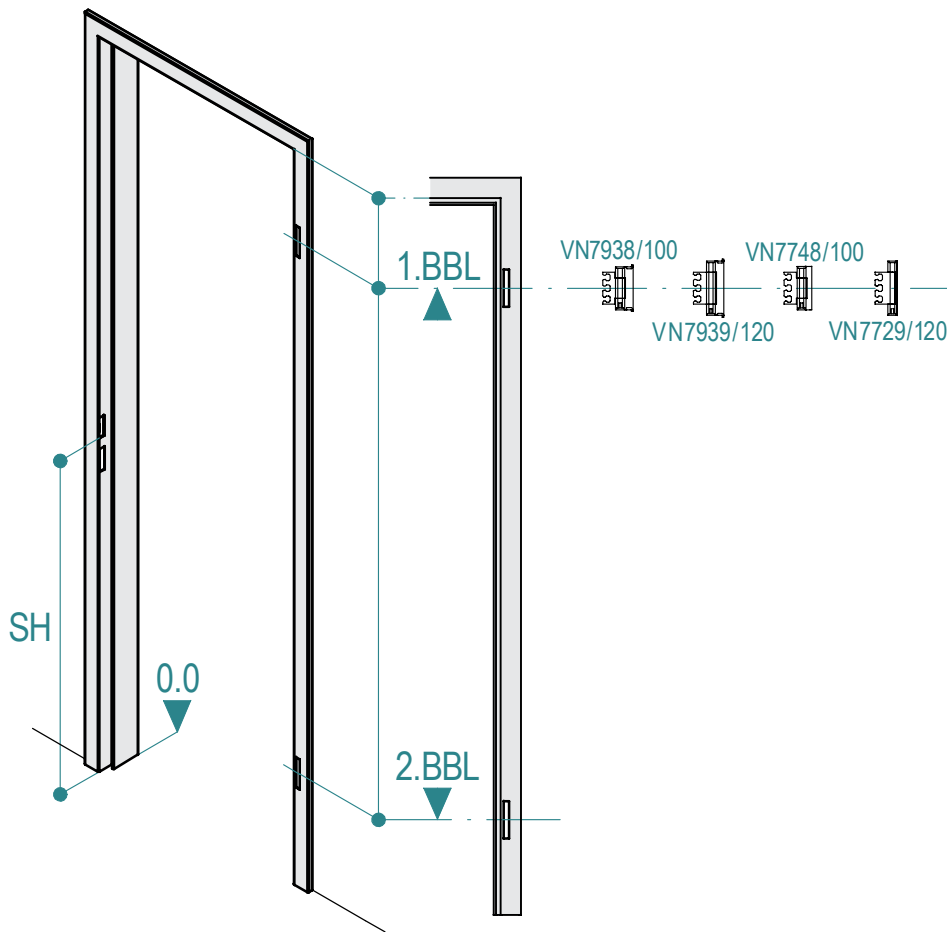


DIN links - sinistra - left (L)

Öffnungsrichtung
 Handing
 Direzione di apertura

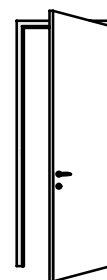


DIN rechts - destra - right (R)

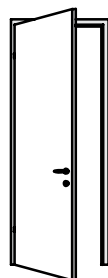
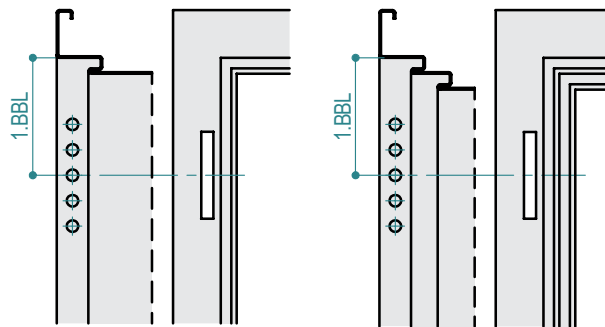
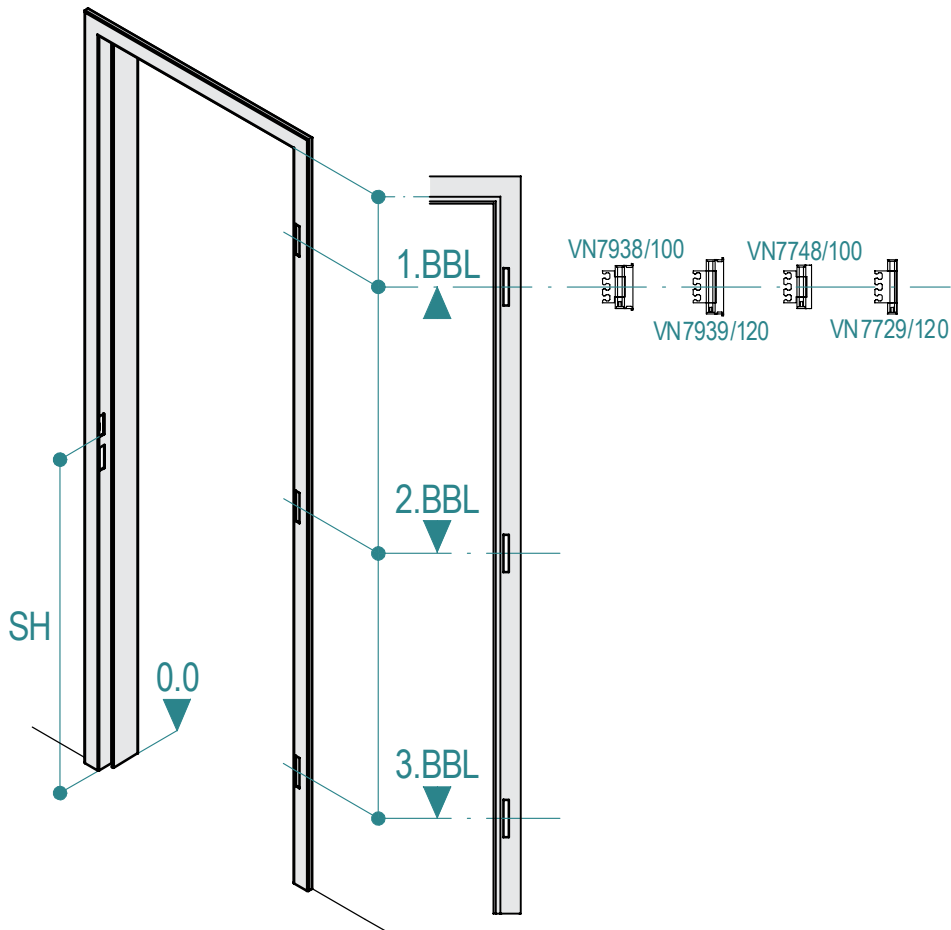


DIN links - sinistra - left (L)

Öffnungsrichtung
 Handing
 Direzione di apertura

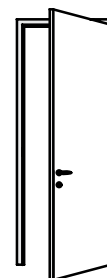


DIN rechts - destra - right (R)

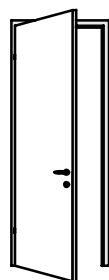
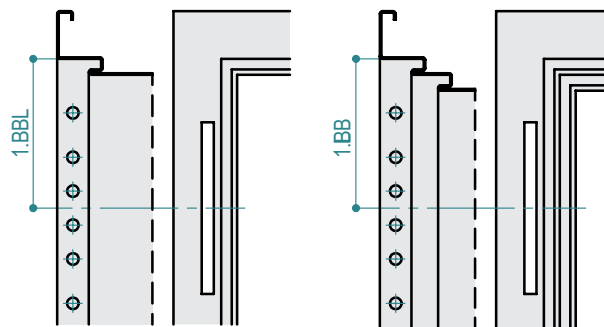
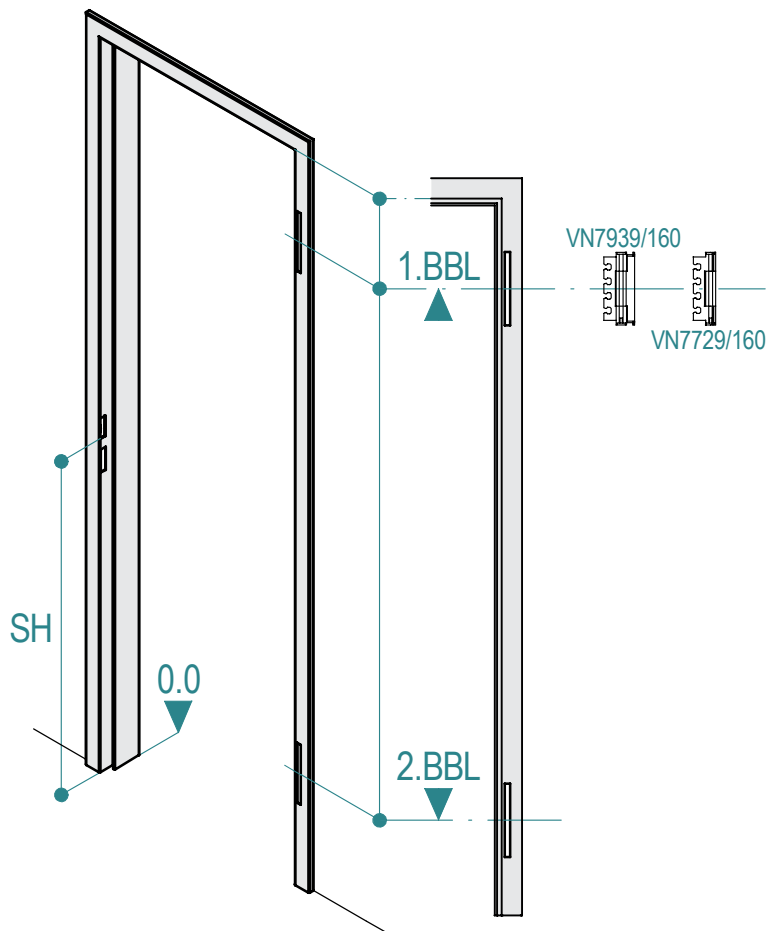


DIN links - sinistra - left (L)

Öffnungsrichtung
 Handing
 Direzione di apertura

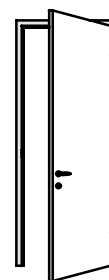


DIN rechts - destra - right (R)

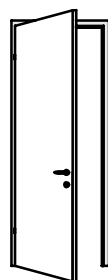
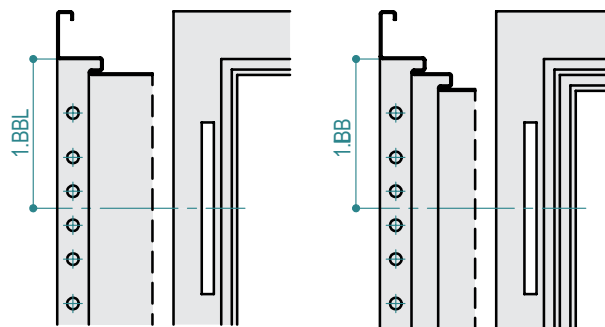
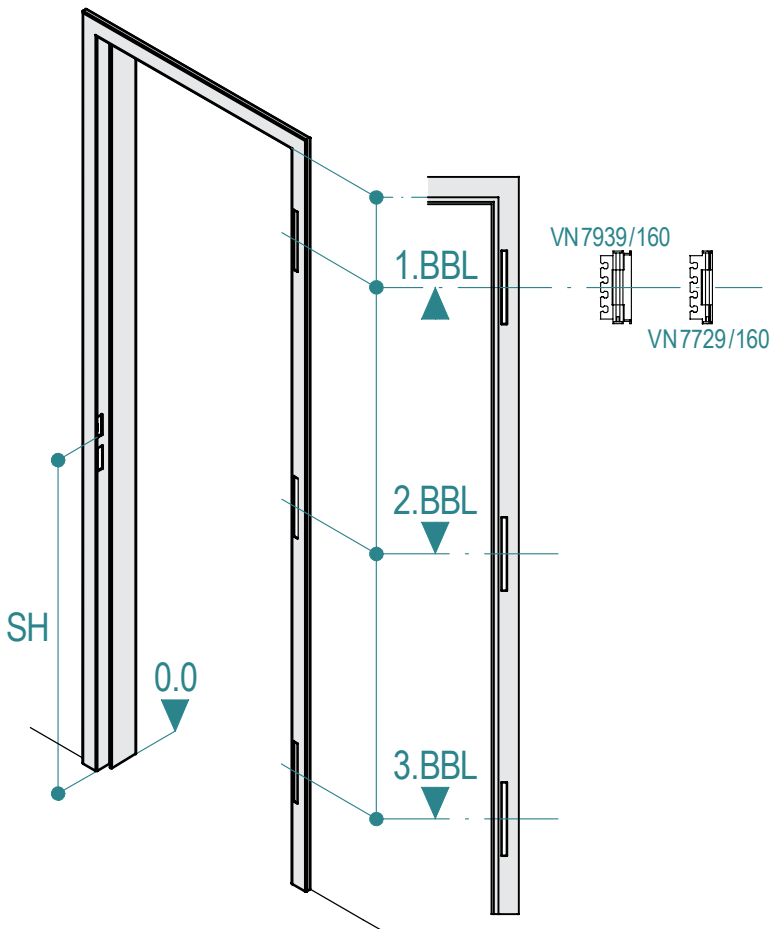


DIN links - sinistra - left (L)

Öffnungsrichtung
 Handing
 Direzione di apertura

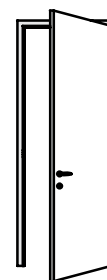


DIN rechts - destra - right (R)

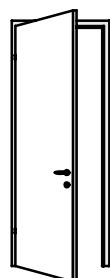
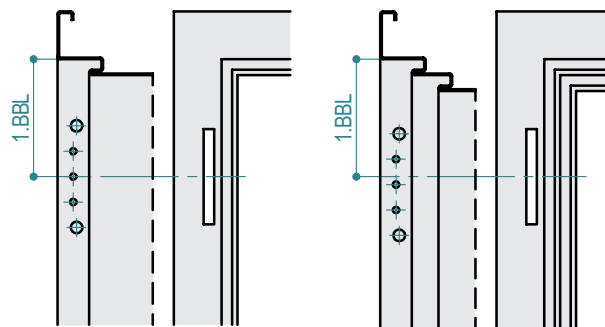
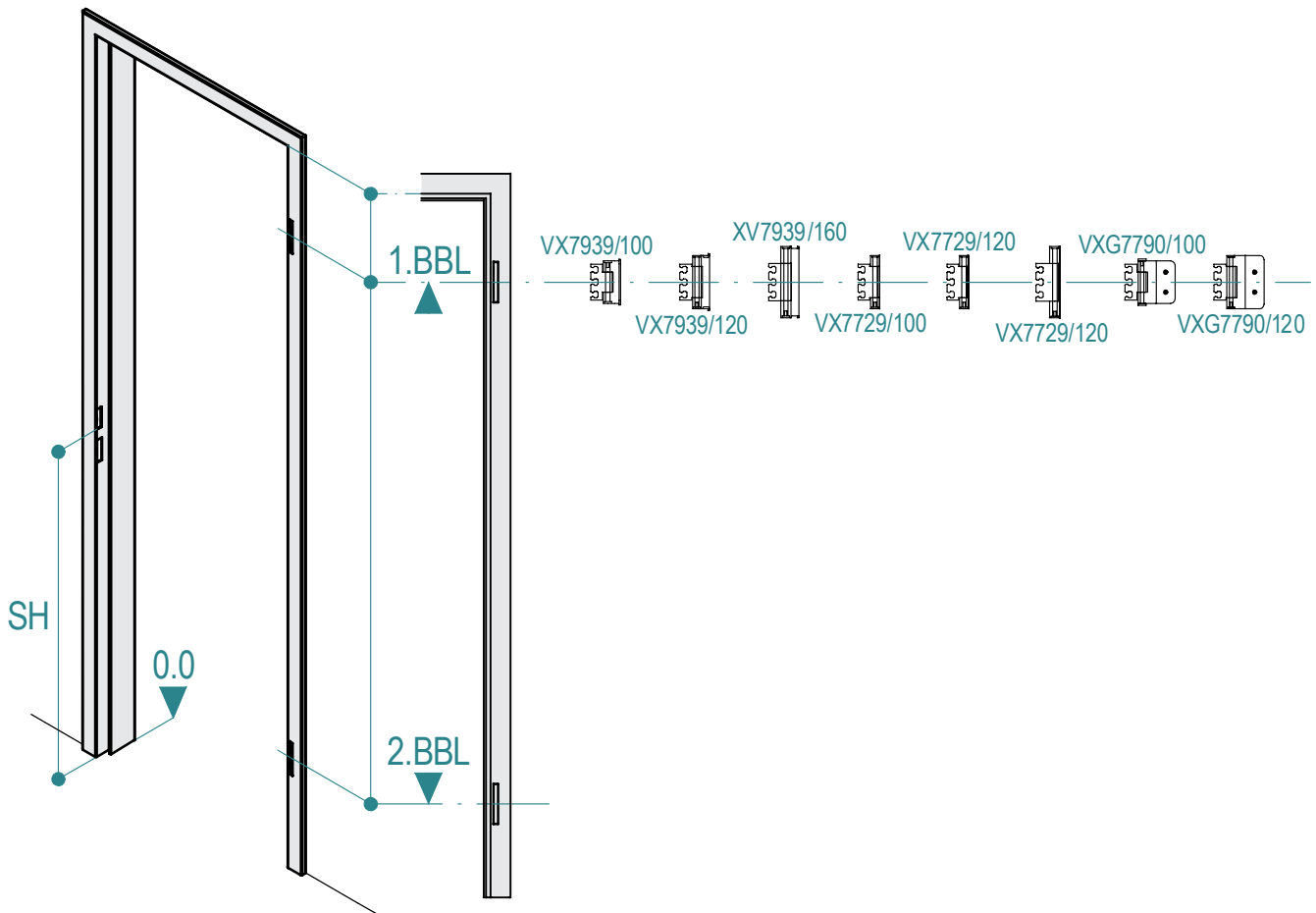


DIN links - sinistra - left (L)

Öffnungsrichtung
 Handing
 Direzione di apertura

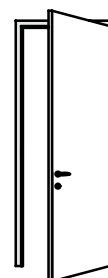


DIN rechts - destra - right (R)

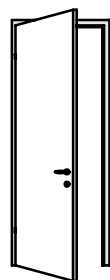
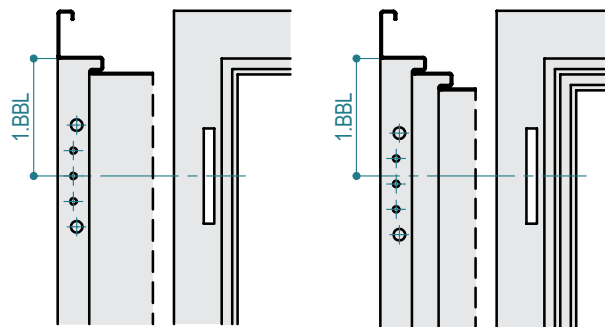
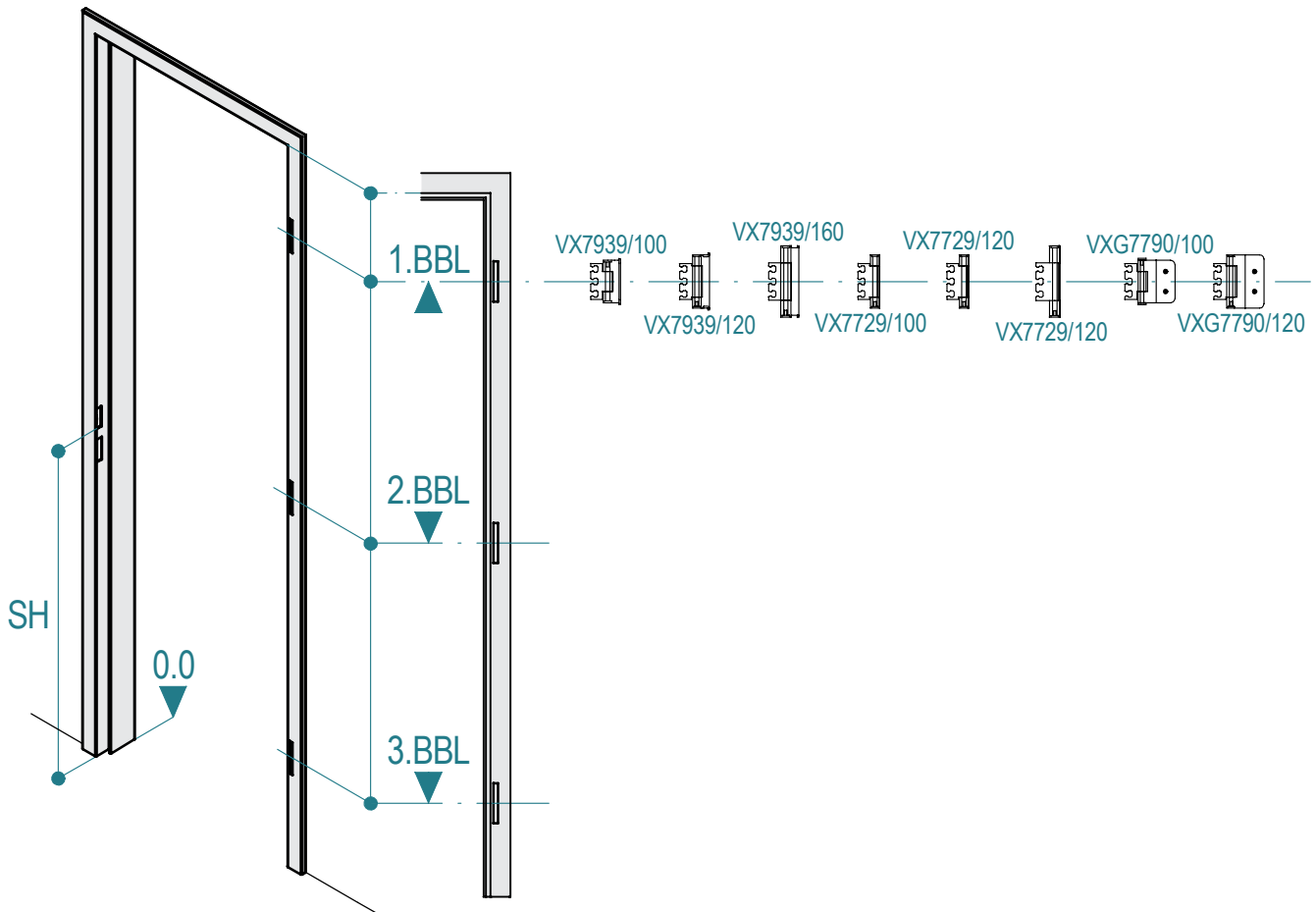


DIN links - sinistra - left (L)

Öffnungsrichtung
 Handing
 Direzione di apertura

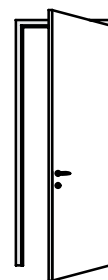


DIN rechts - destra - right (R)



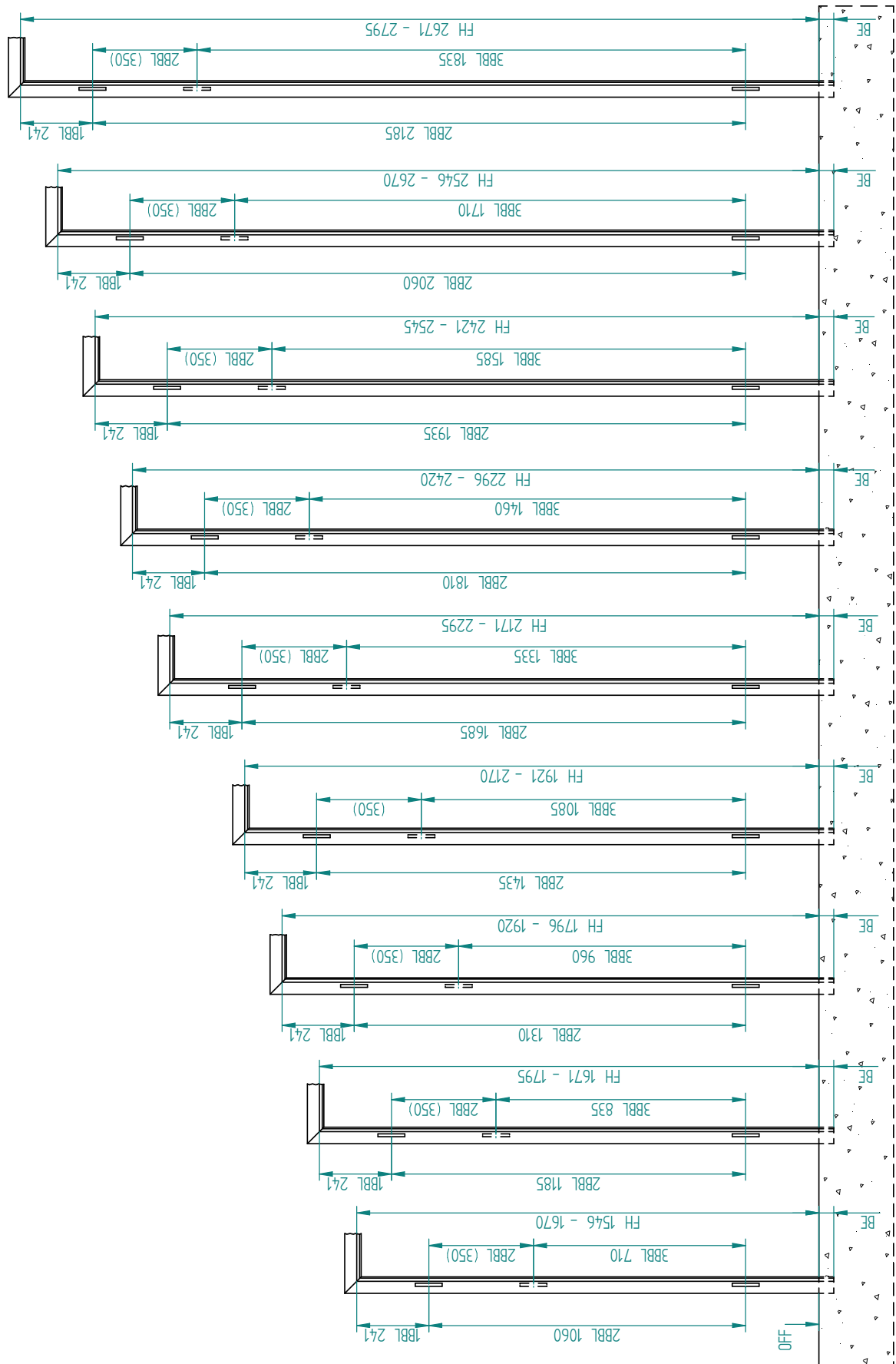
DIN links - sinistra - left (L)

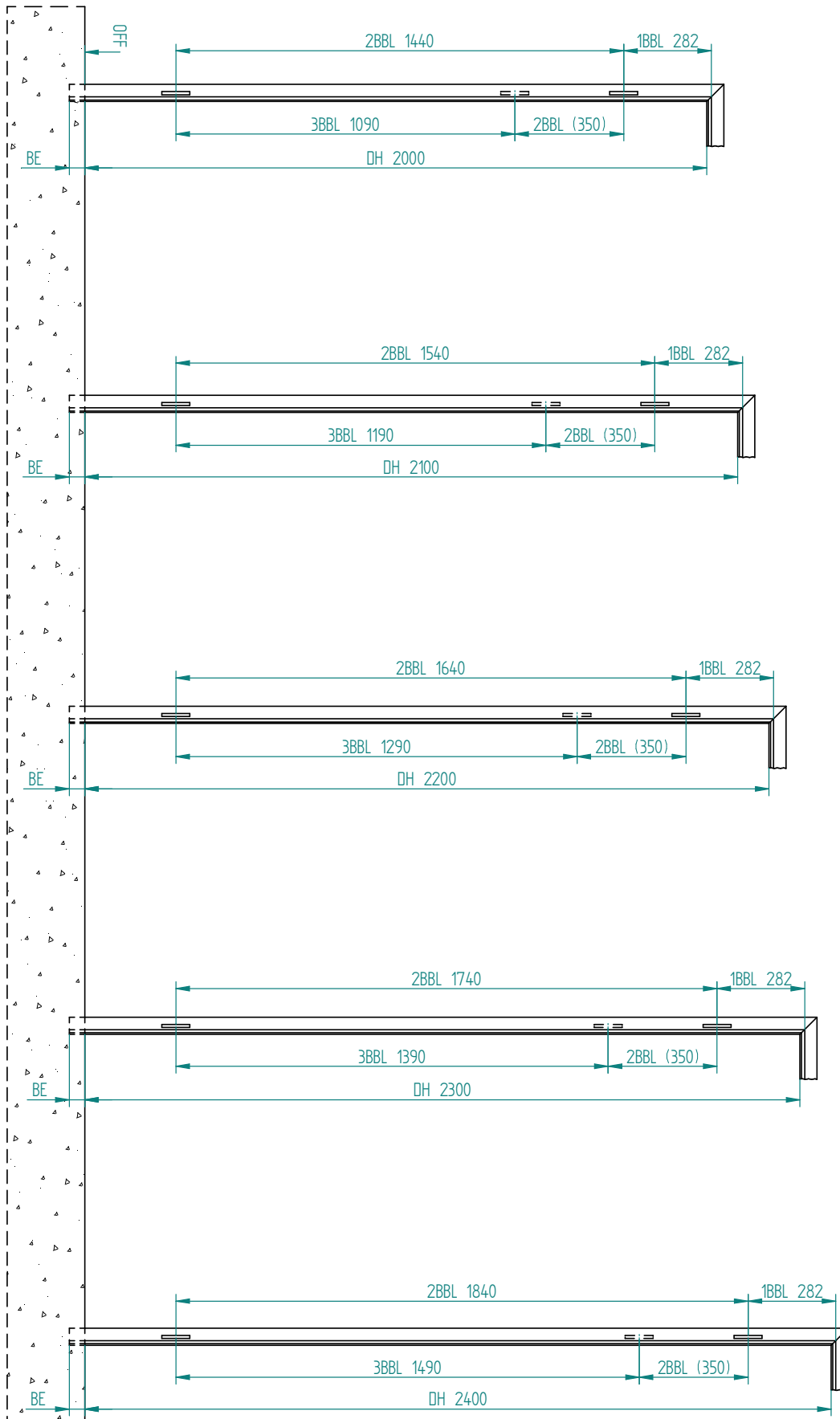
Öffnungsrichtung
 Handing
 Direzione di apertura



DIN rechts - destra - right (R)

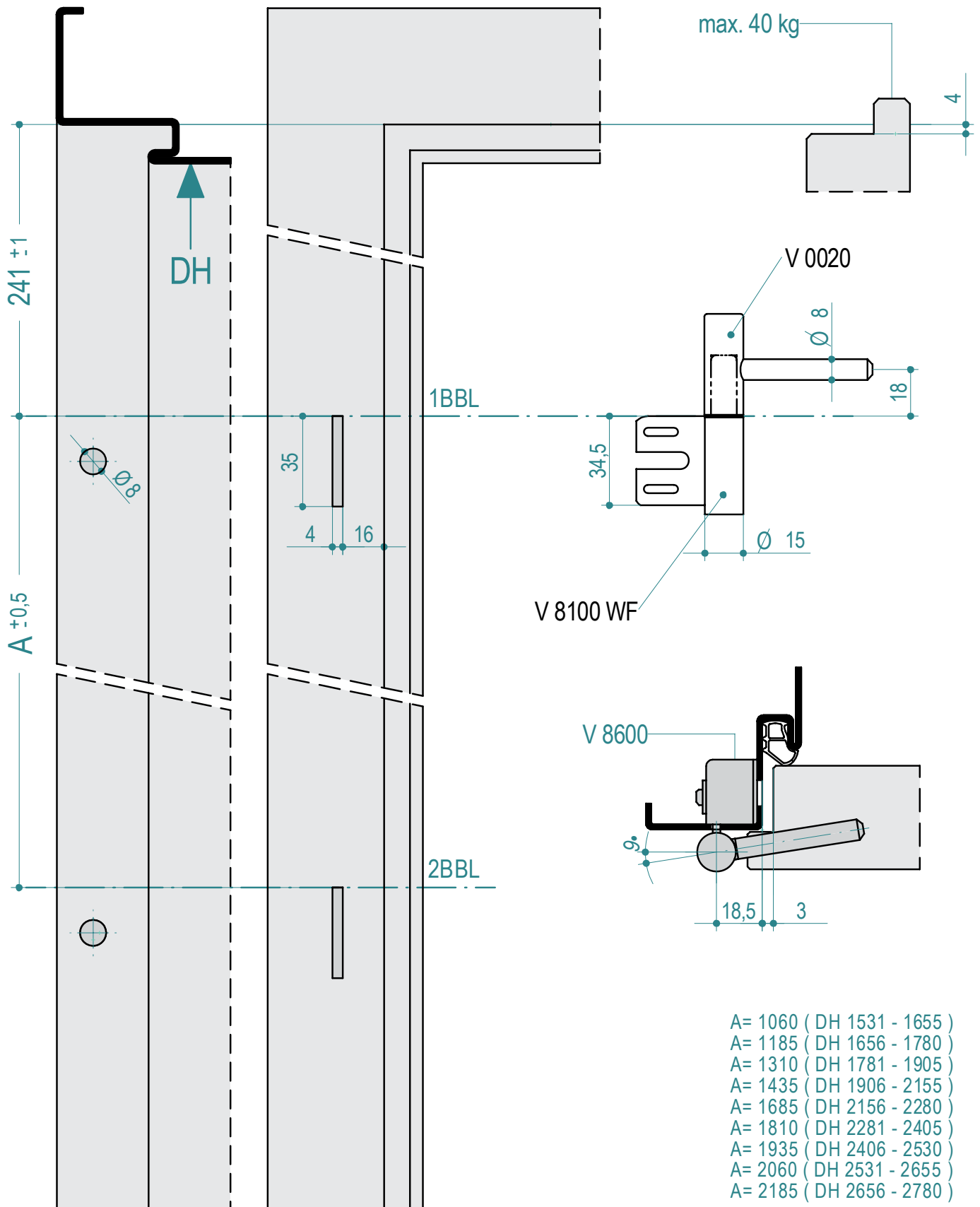
Bandposition DIN 18101 (2014-08)



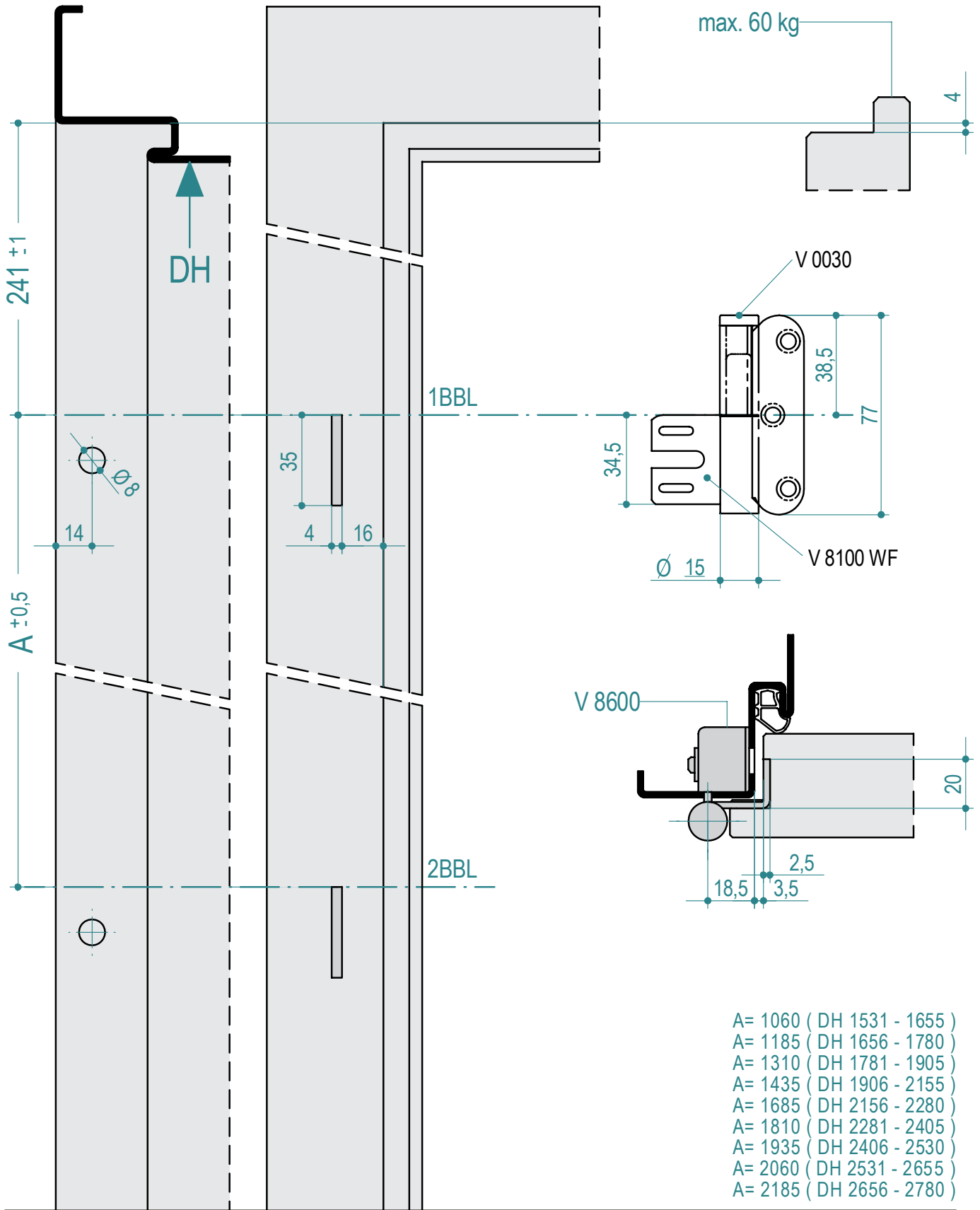


Bandposition ÖNORM B5330

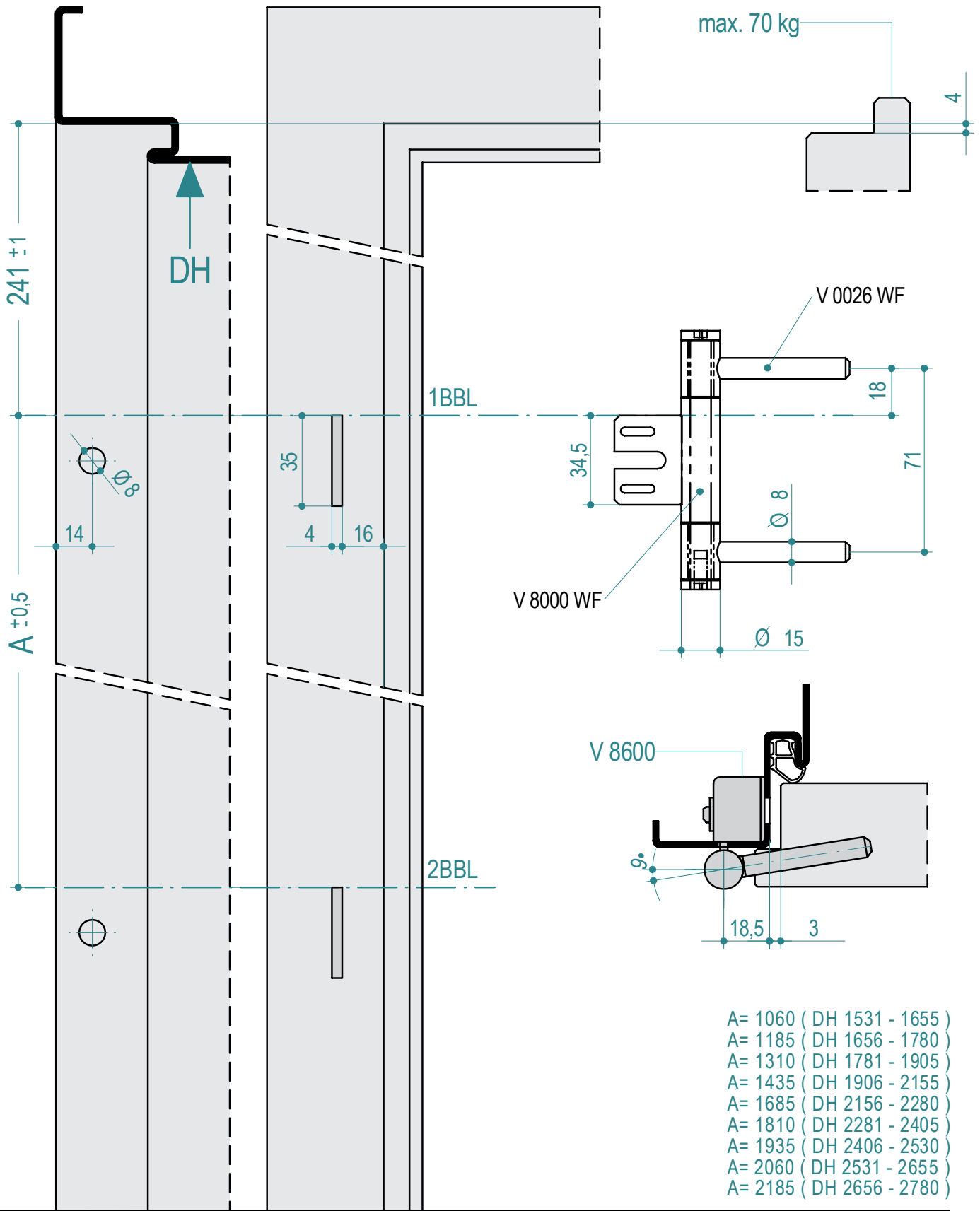
V 8120



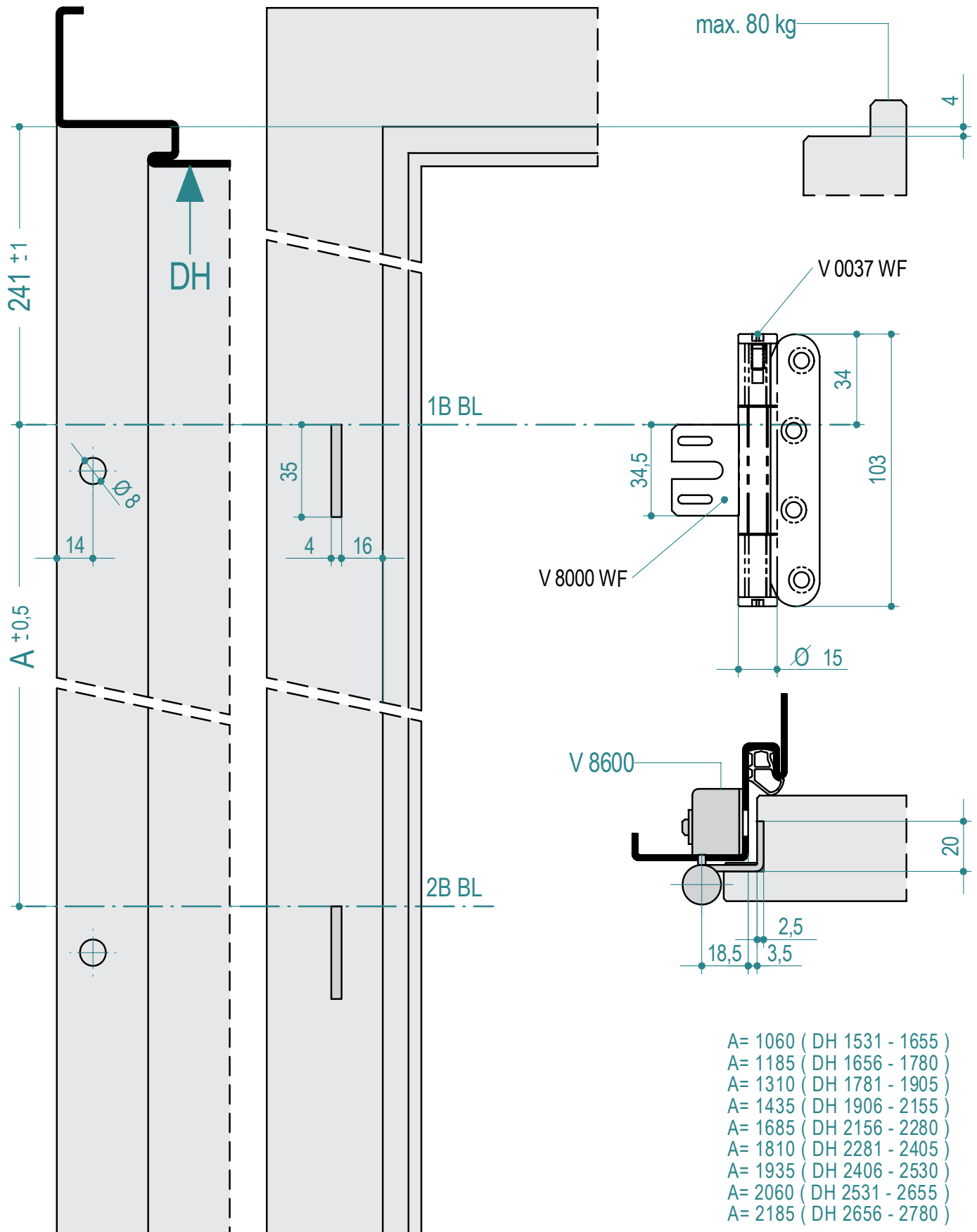
V 8130

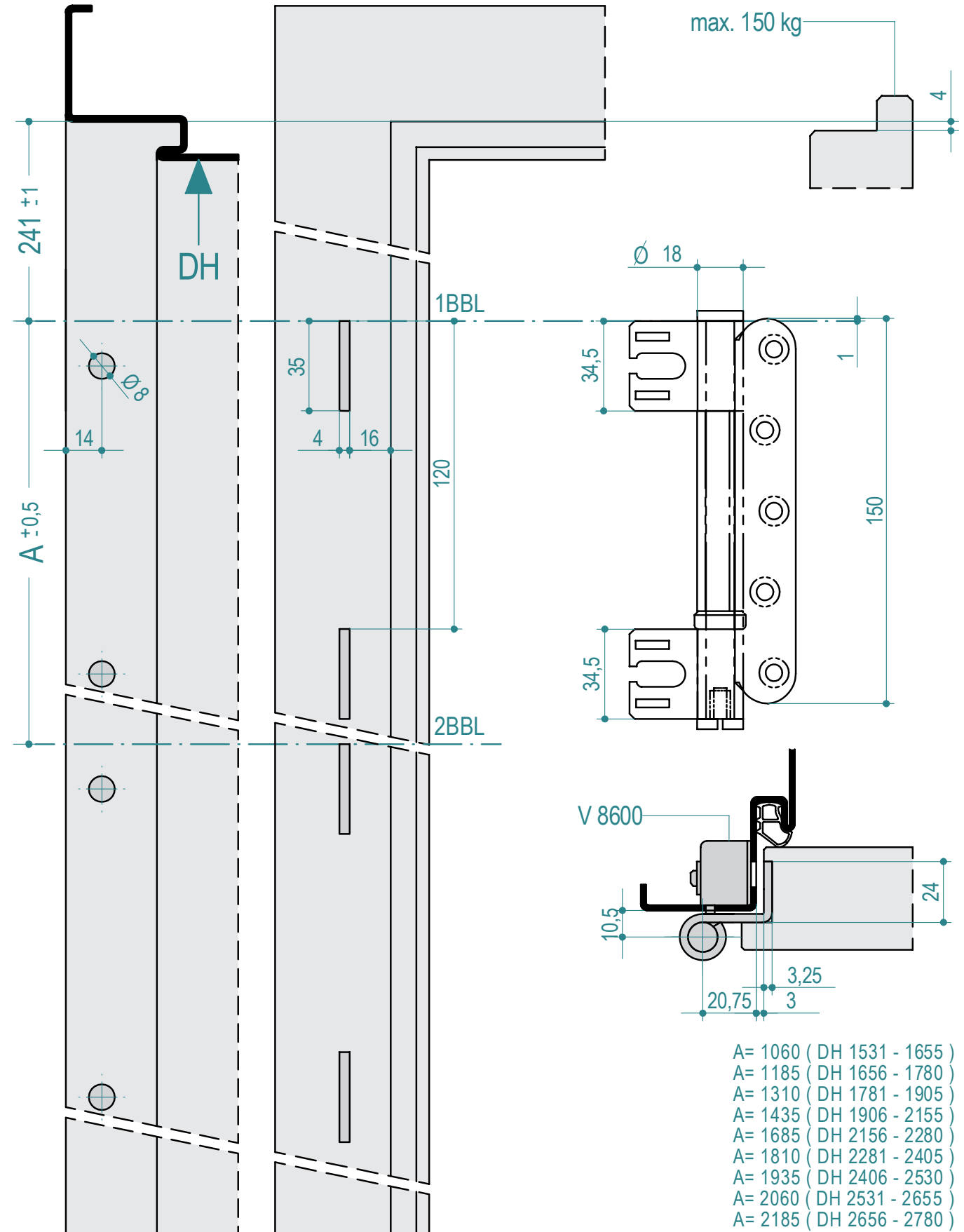


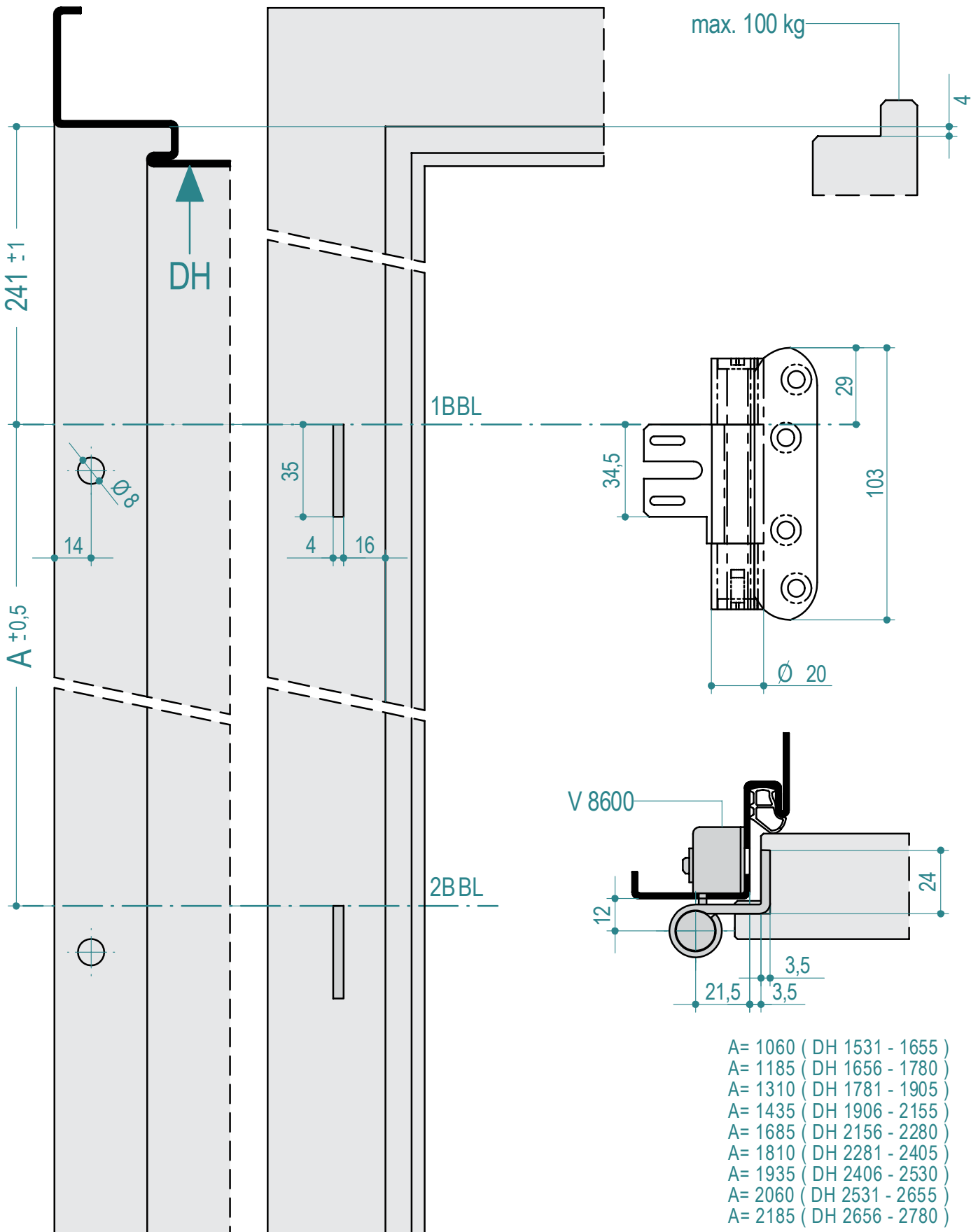
V 8026 WF

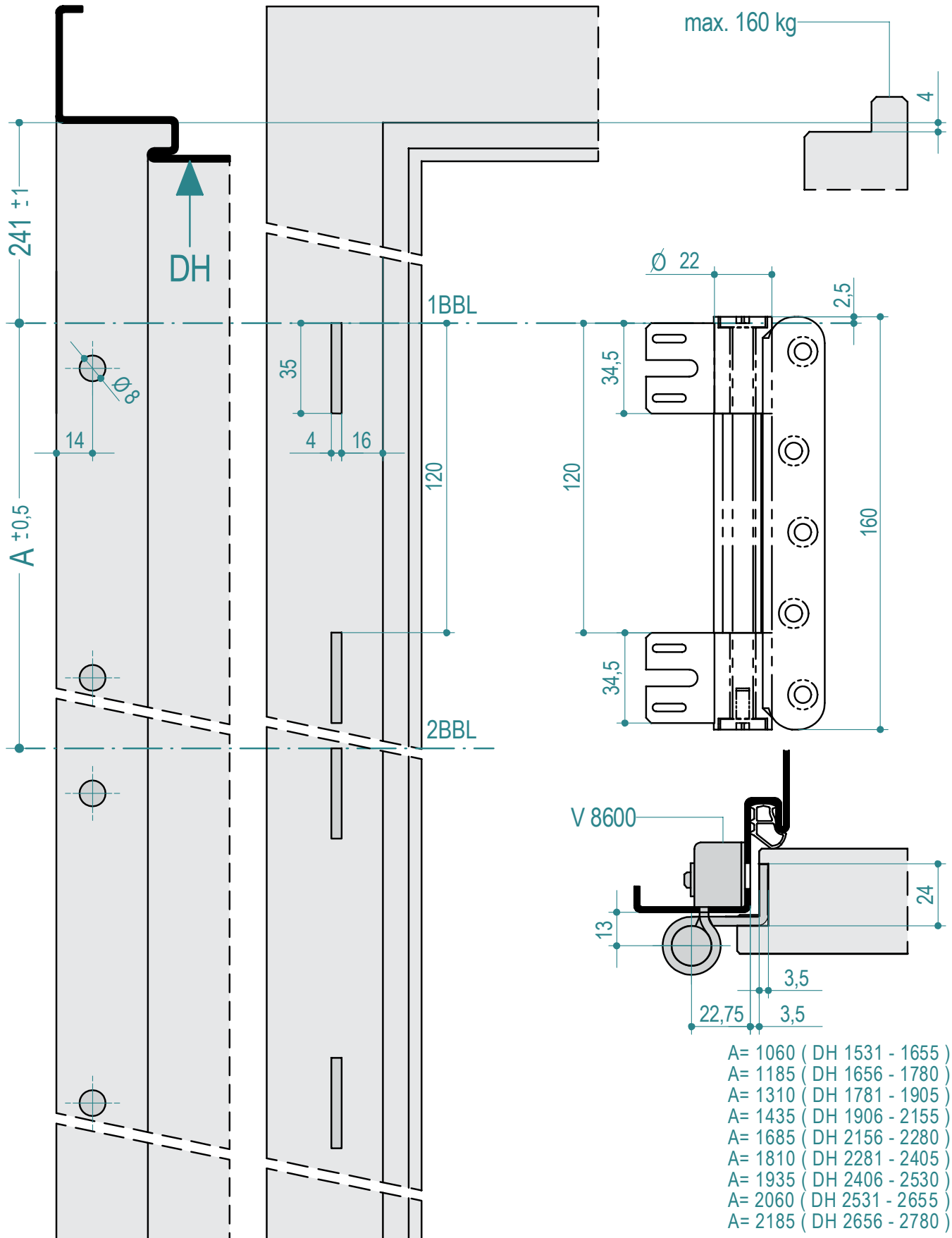


V 8037 WF

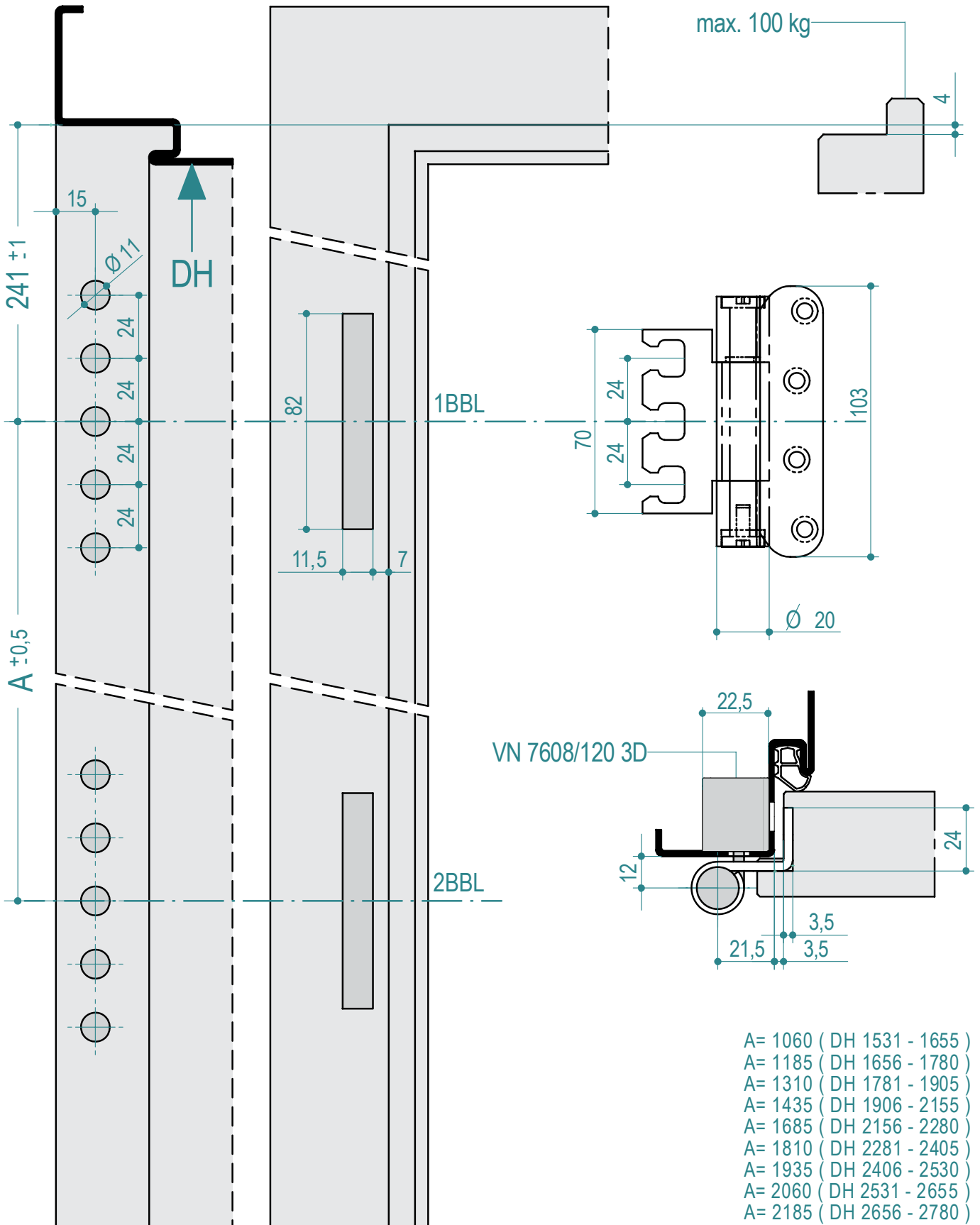




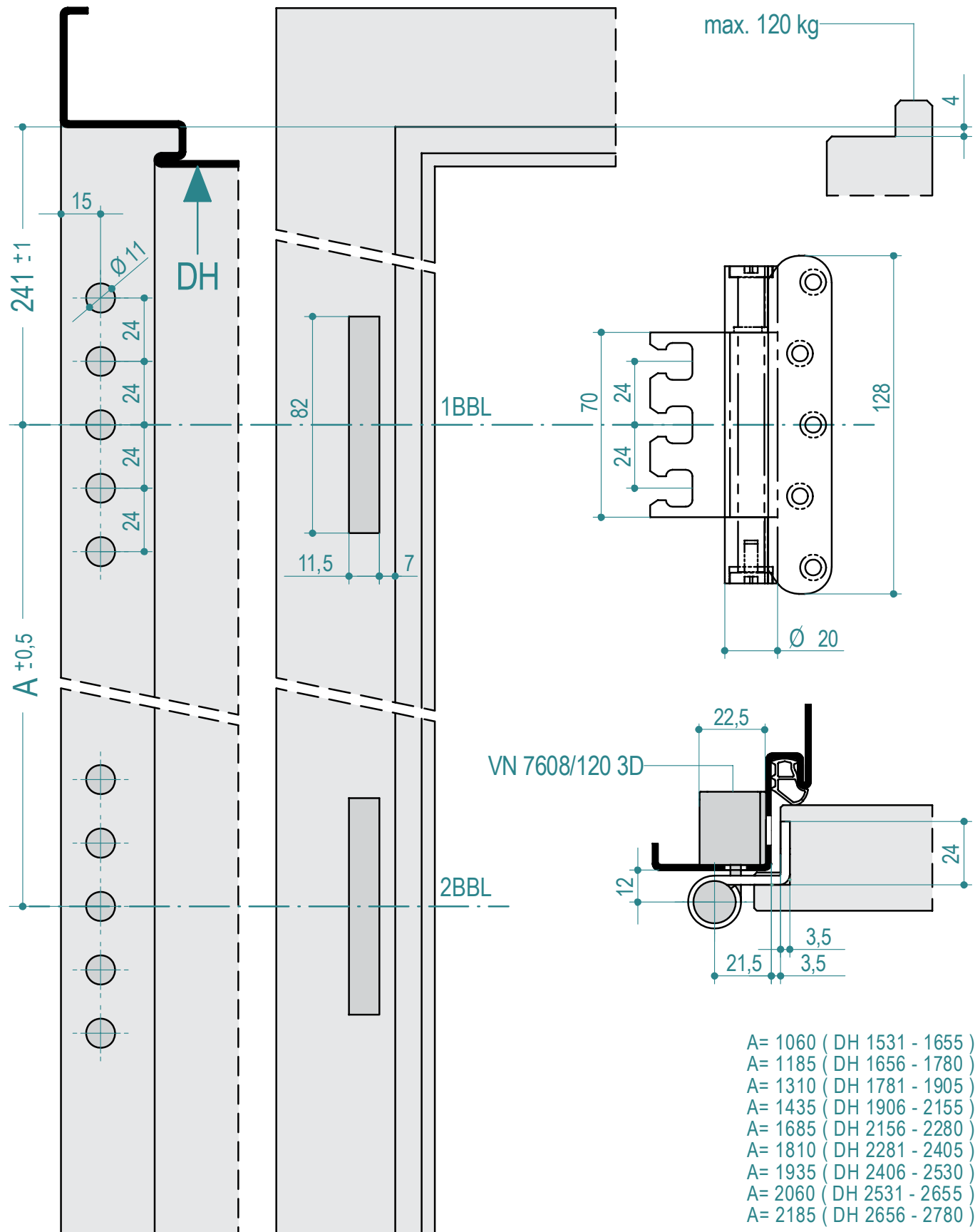




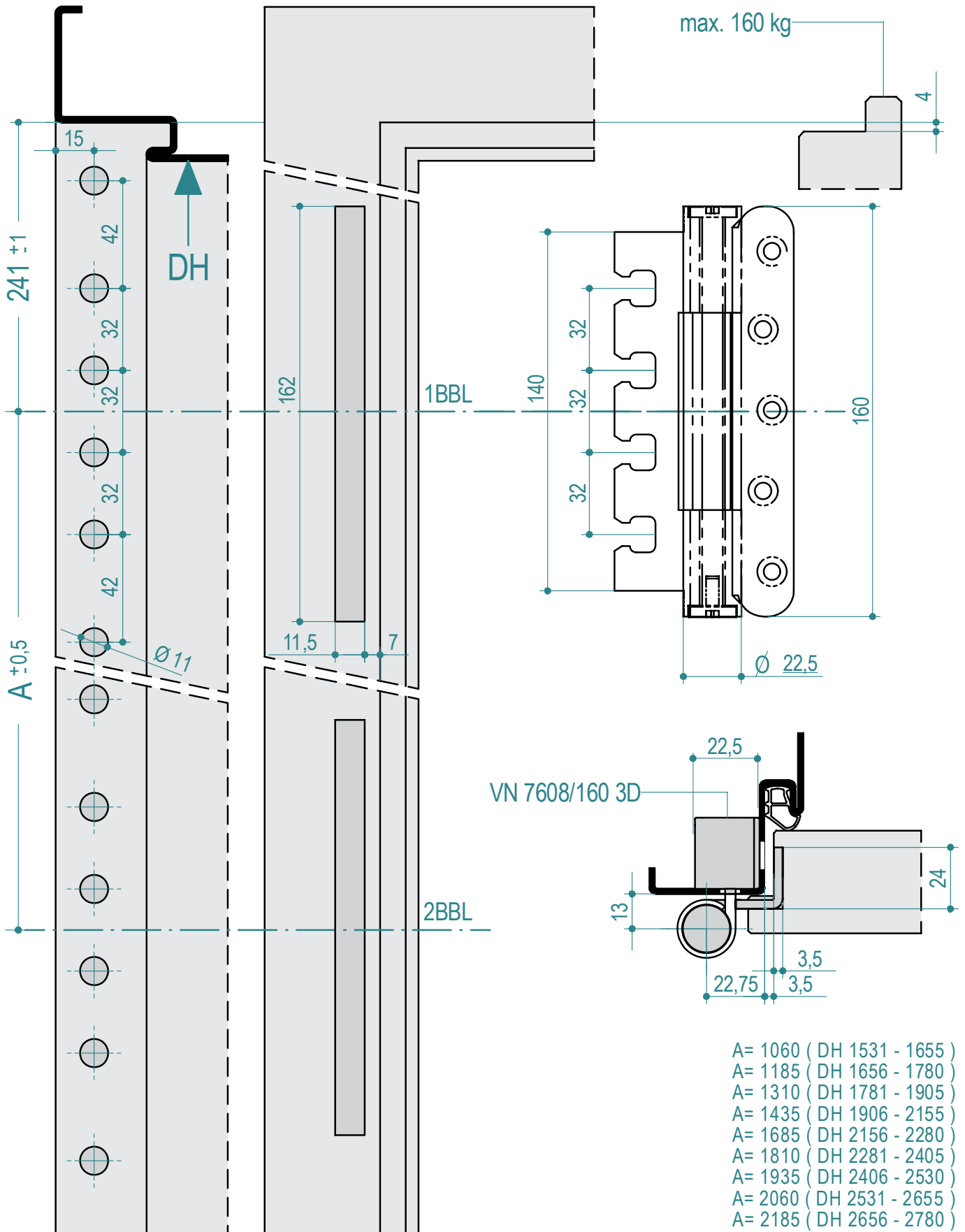
VN 7938/100



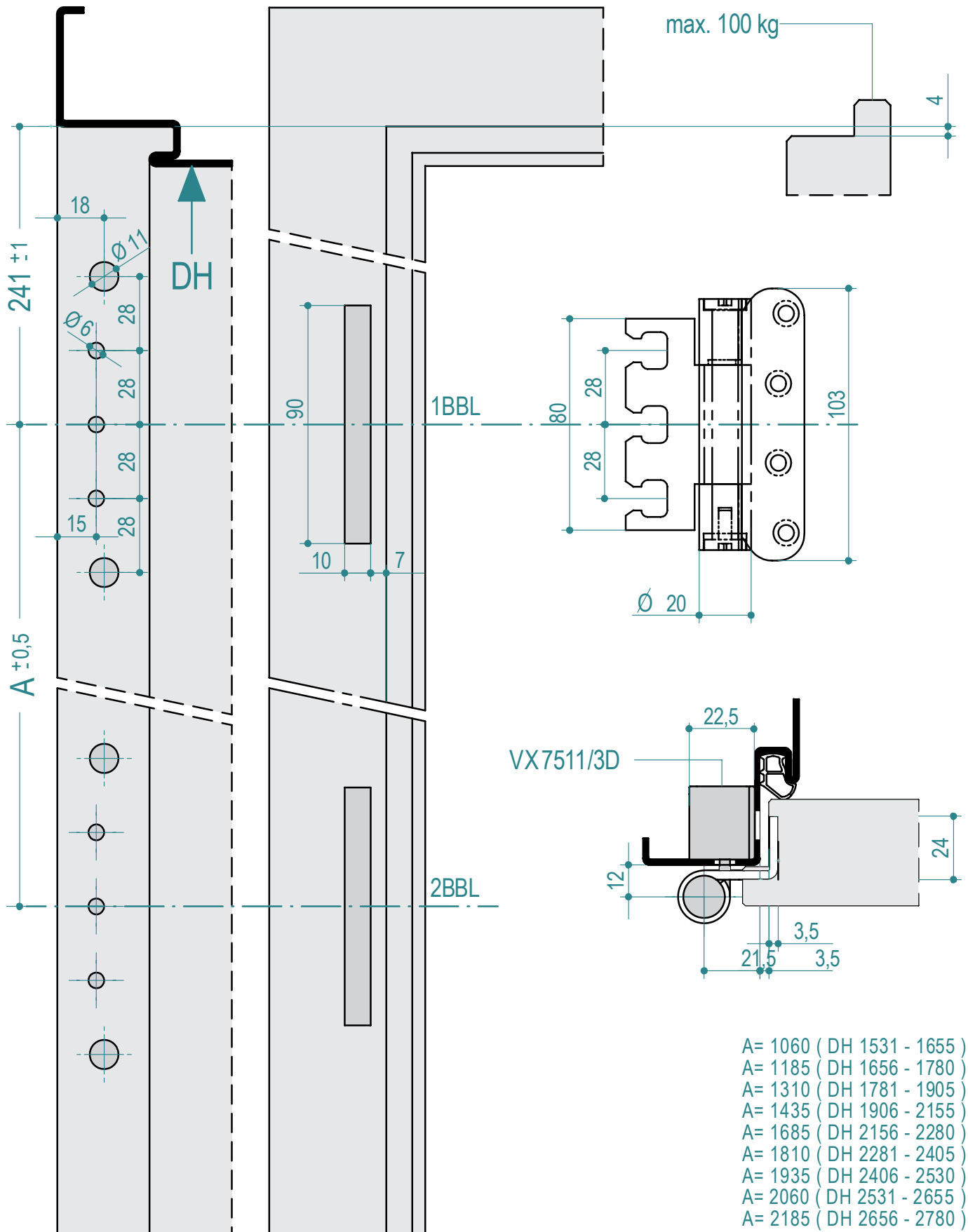
VN 7939/120



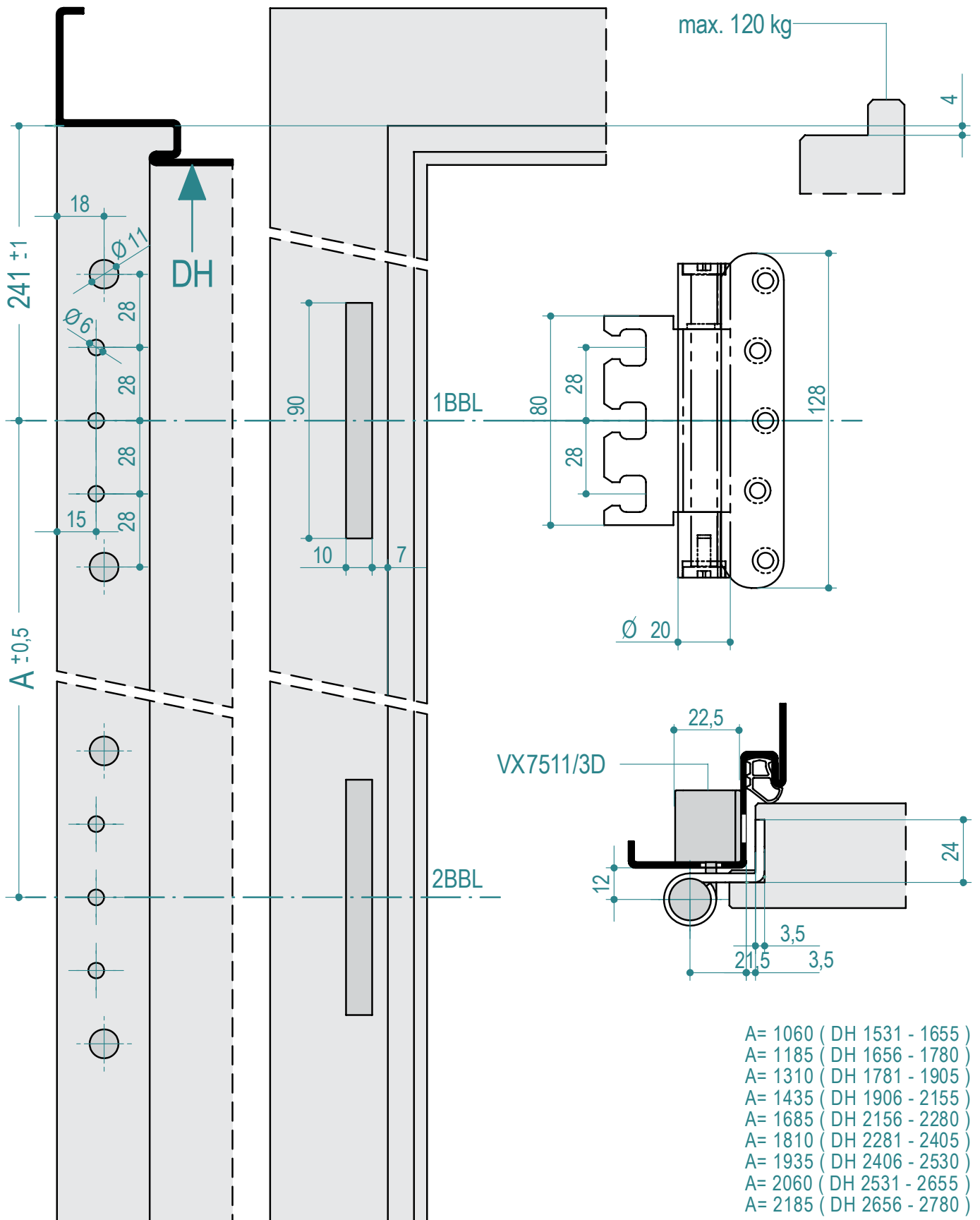
VN 7939/160



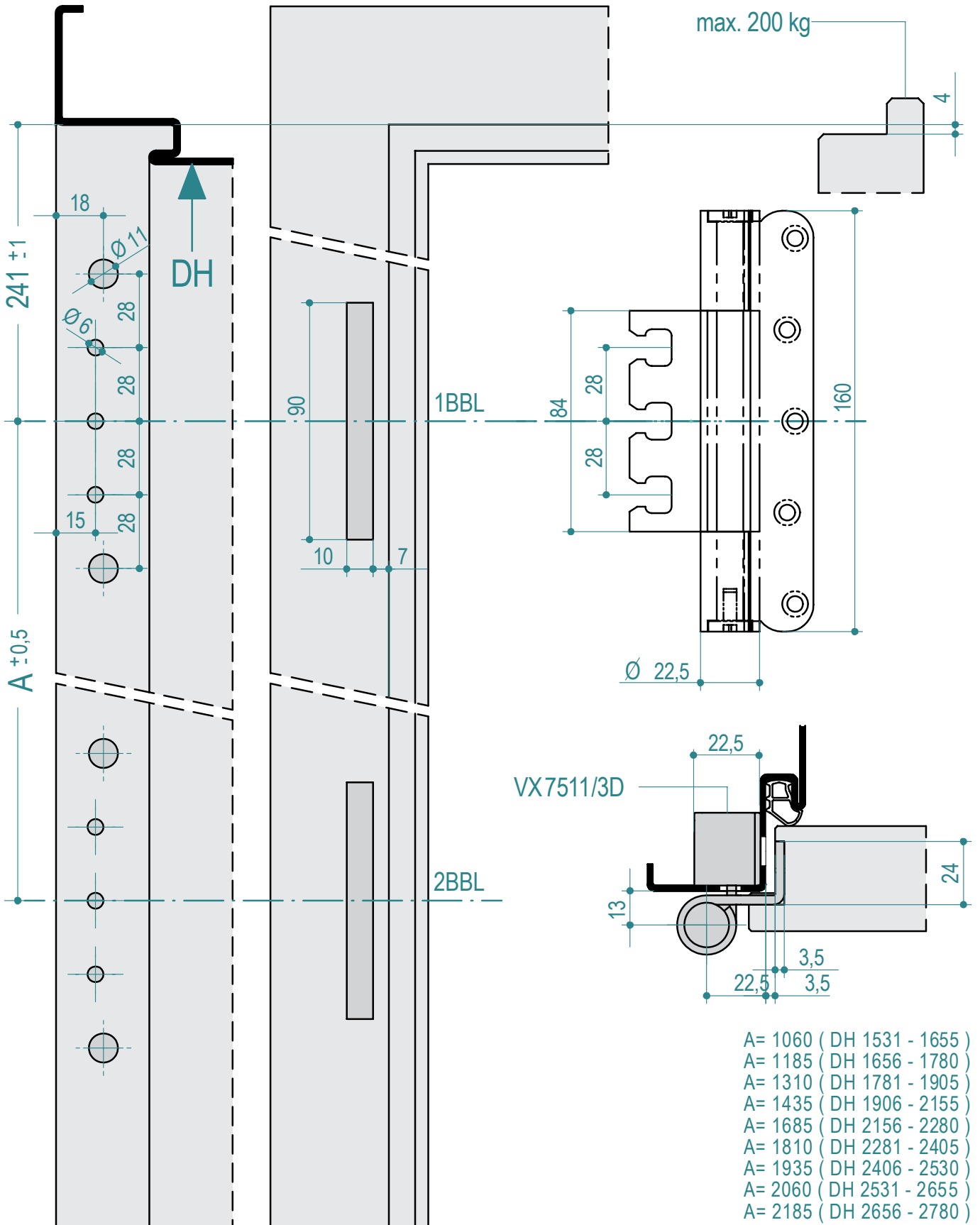
VX 7939/100



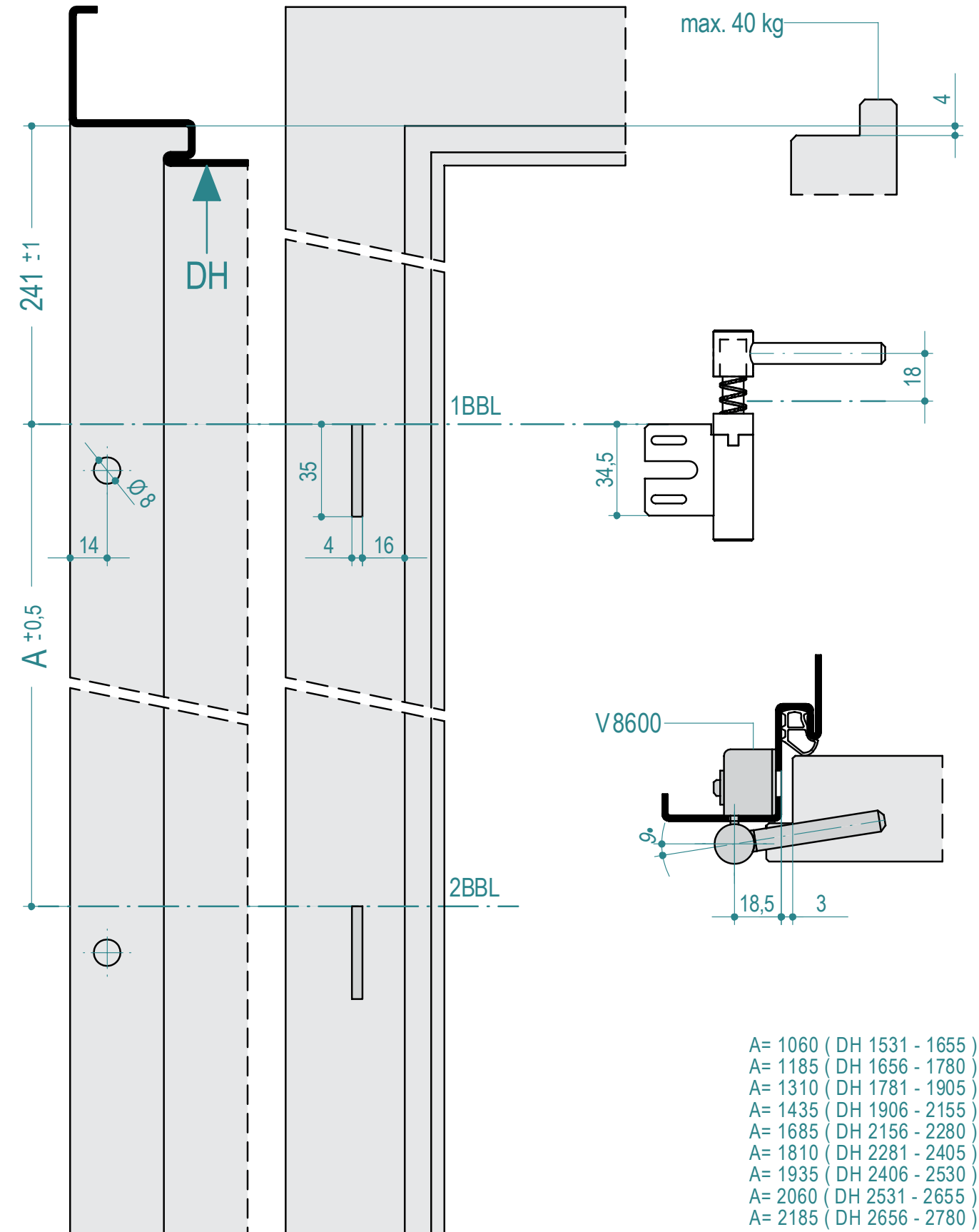
VX 7939/120

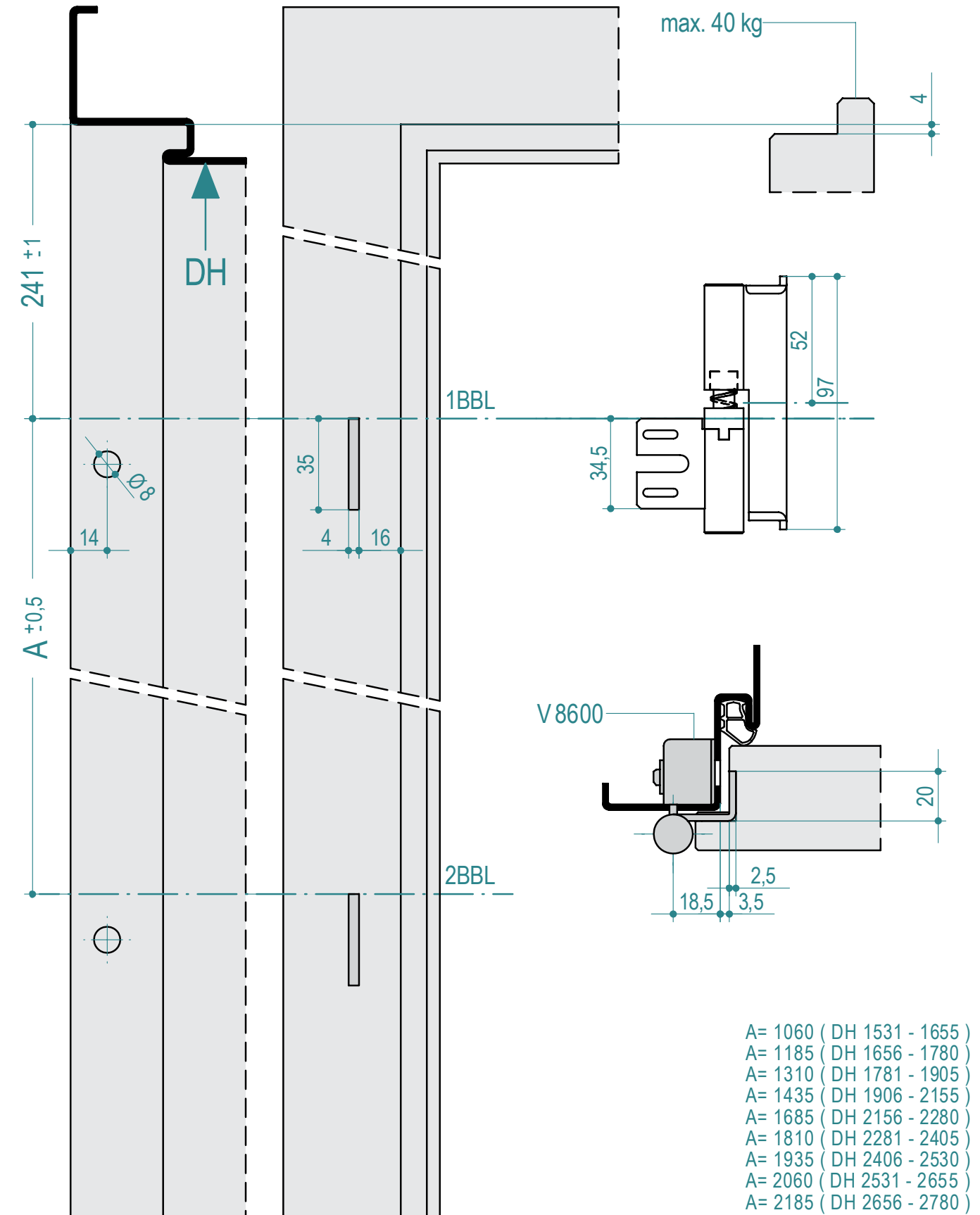


VX 7939/160

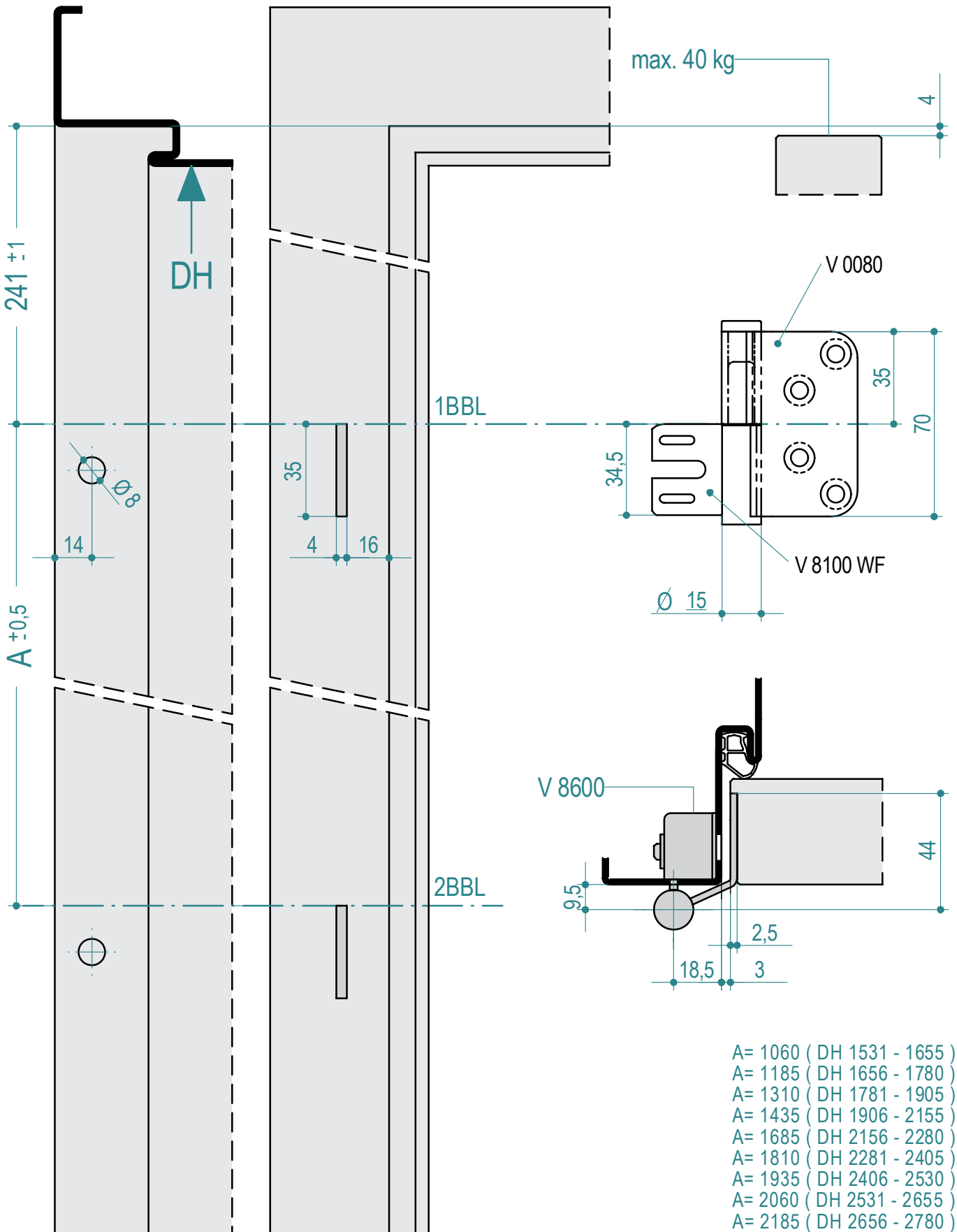


V 8550

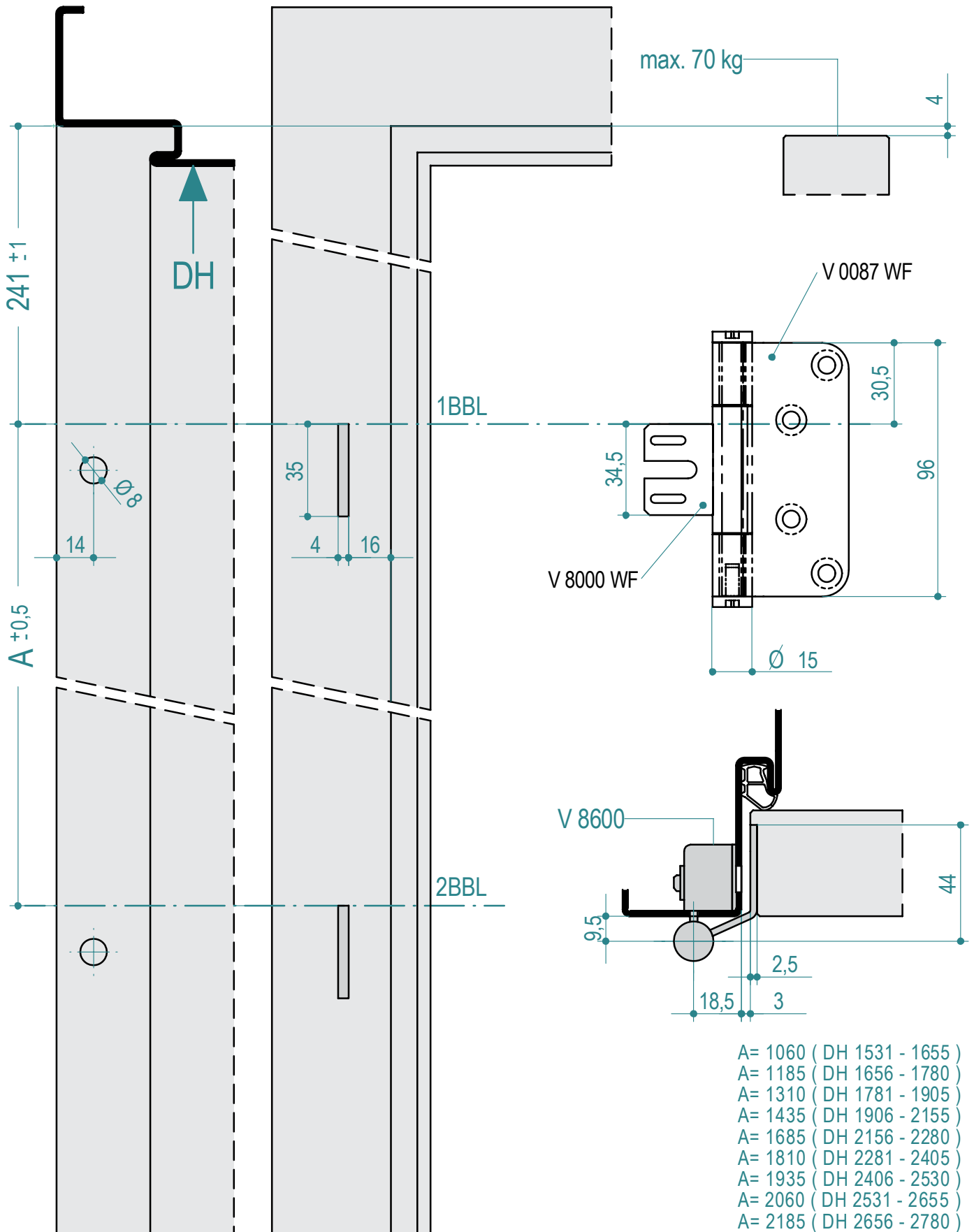


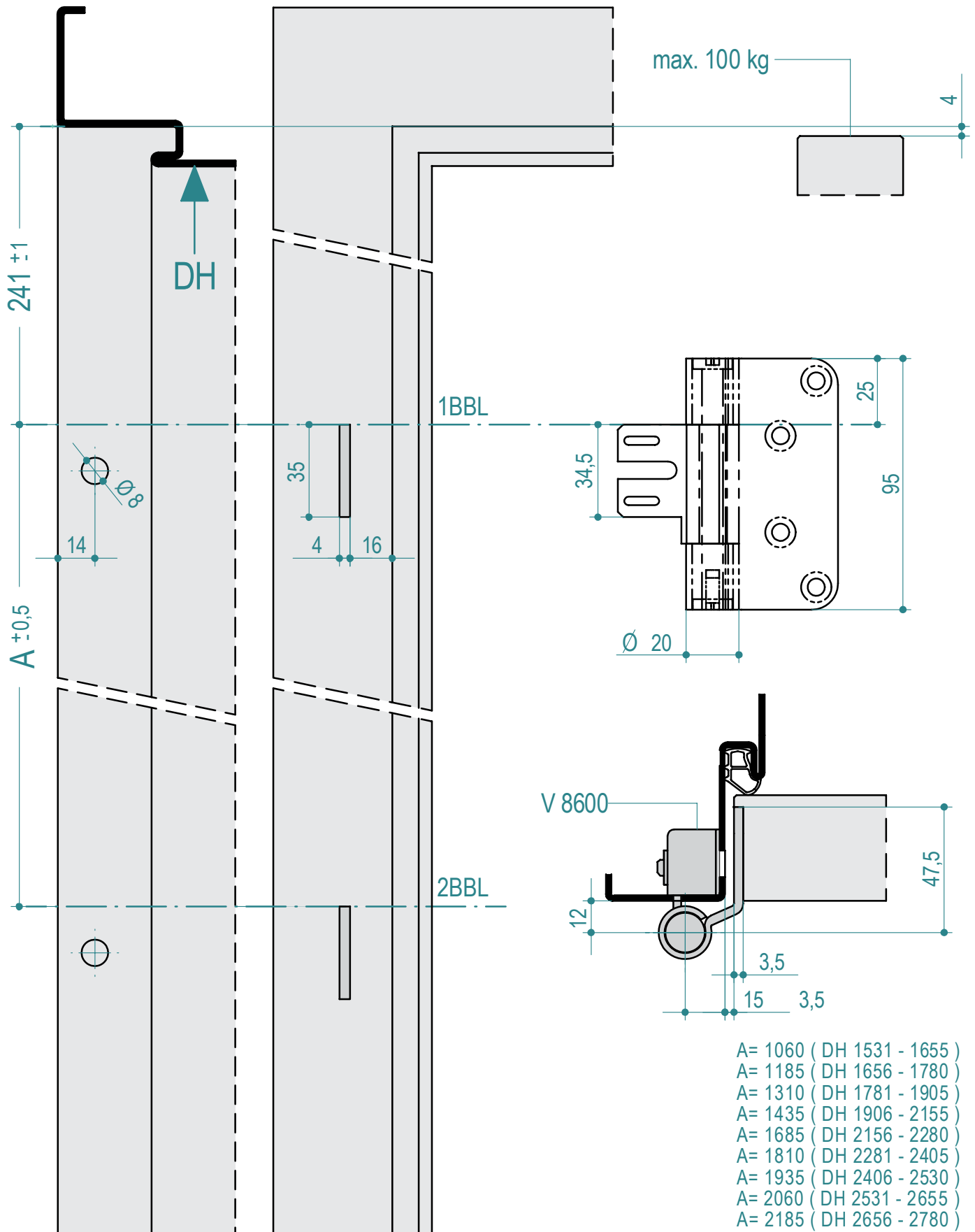


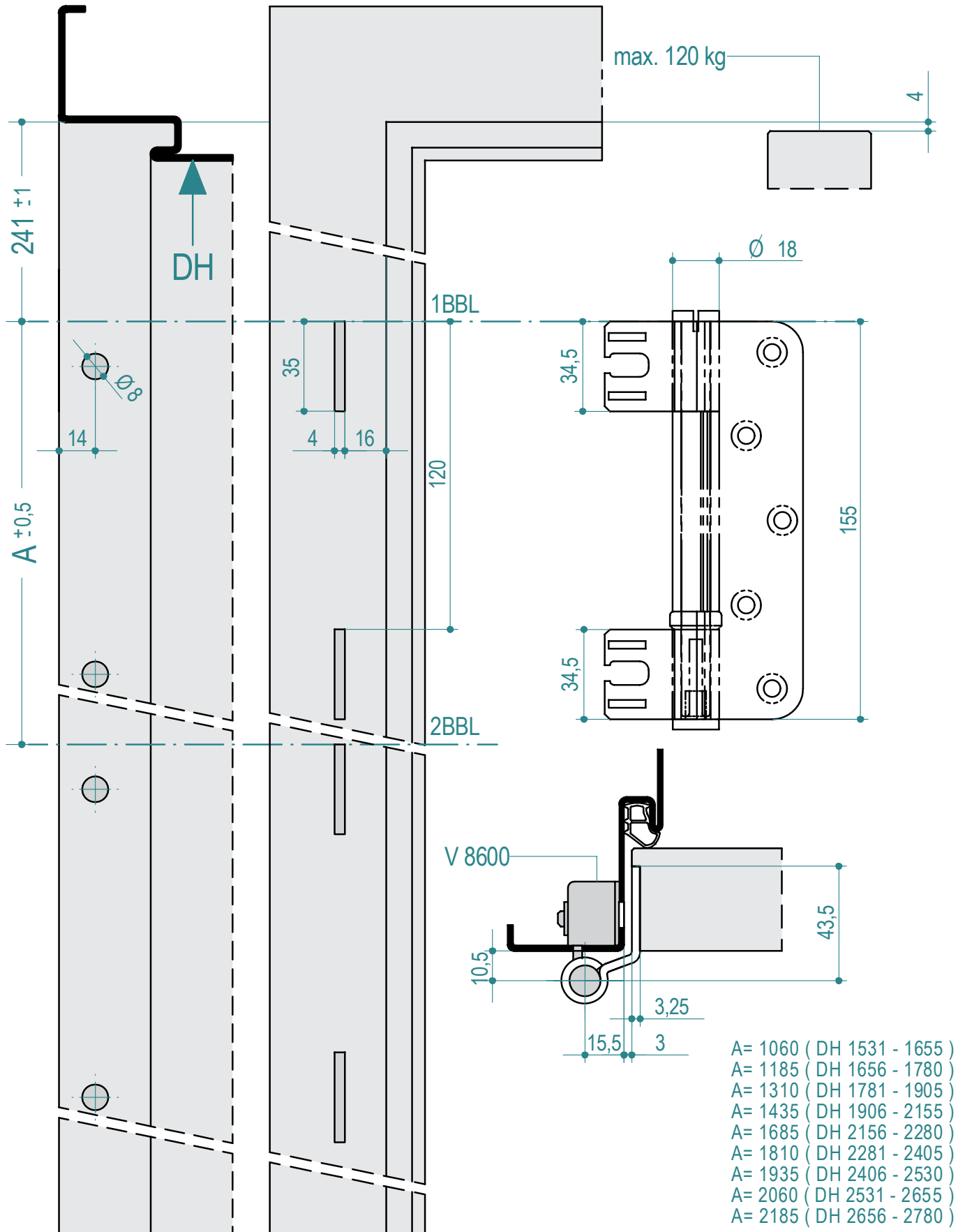
V 8180

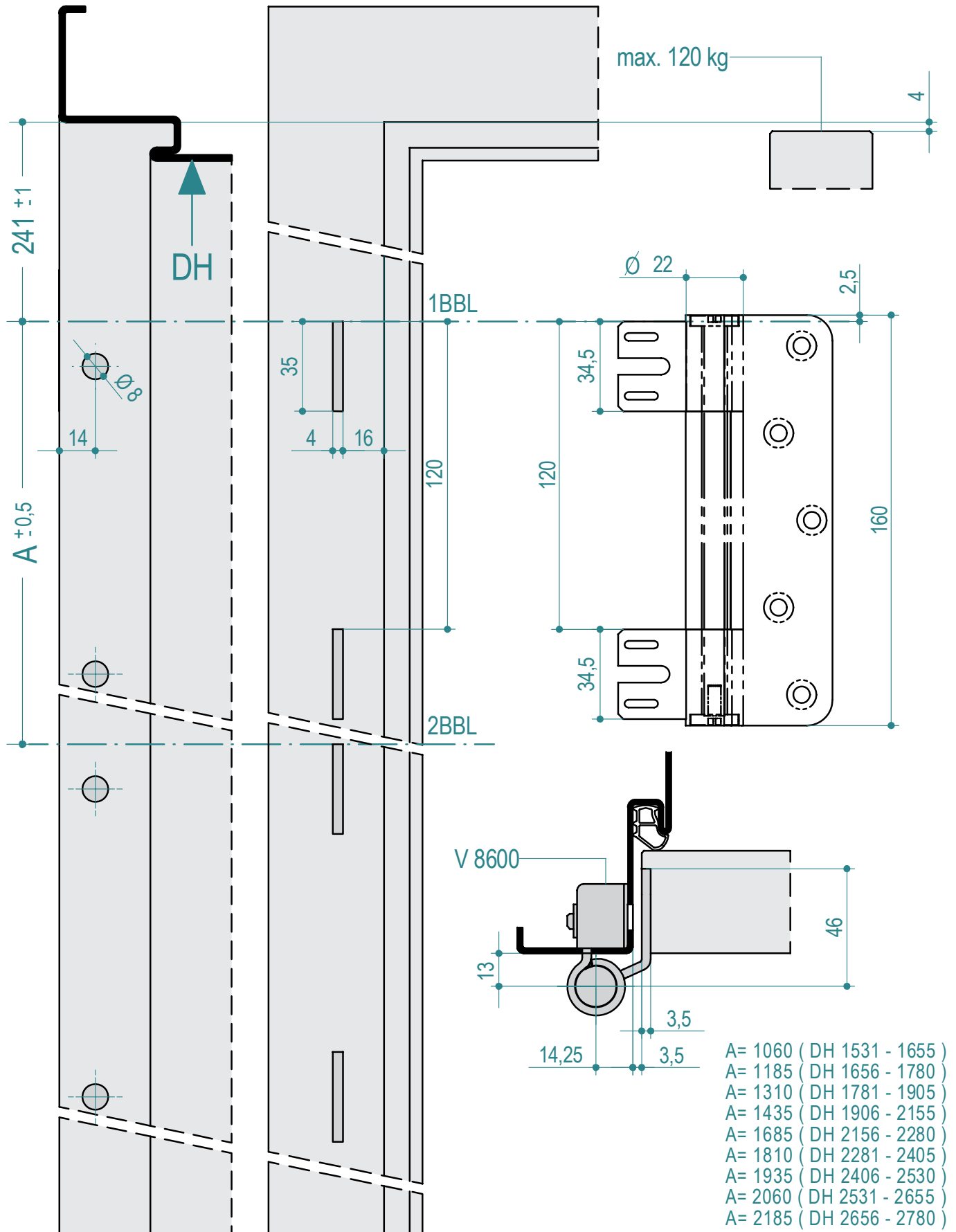


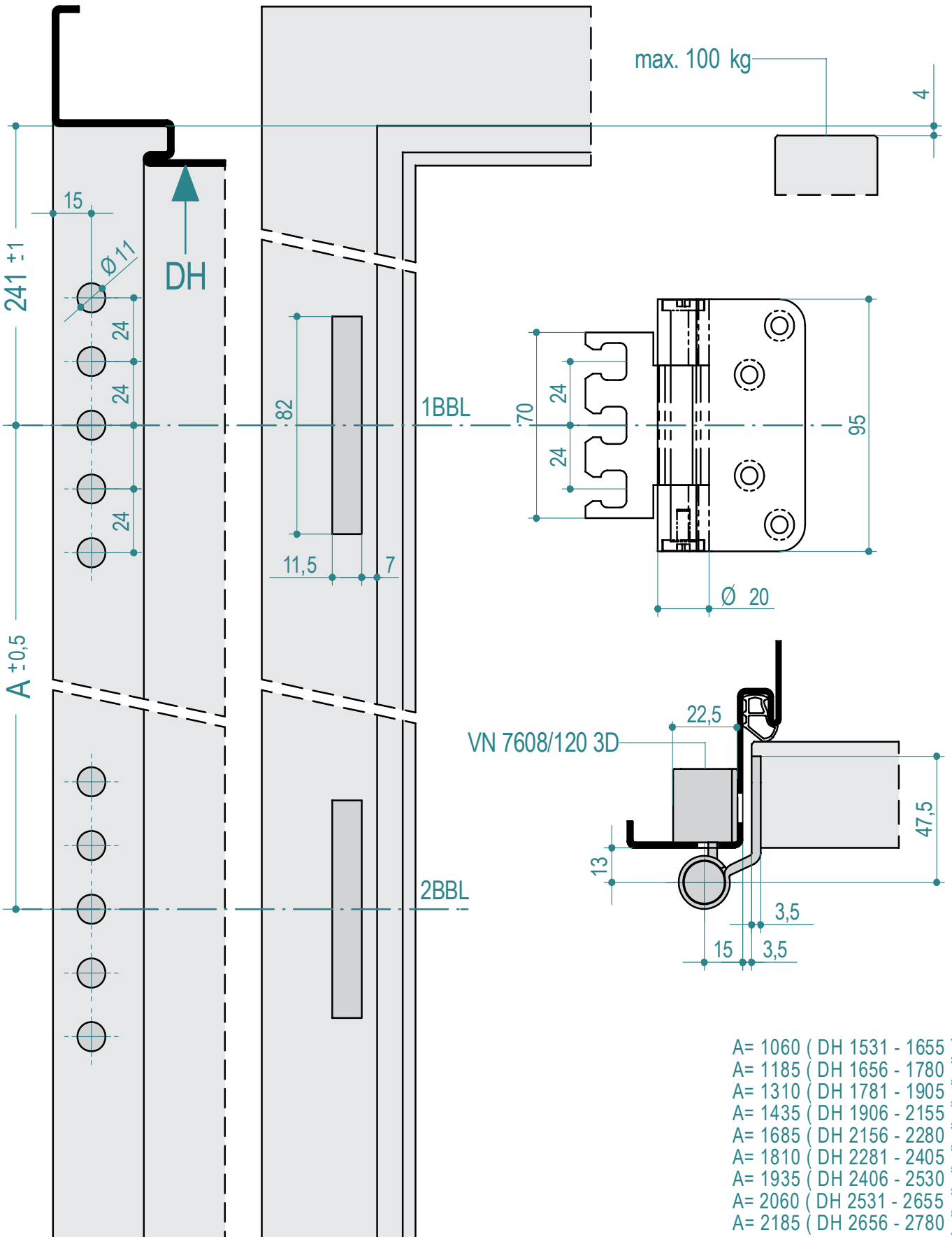
V 8087 WF



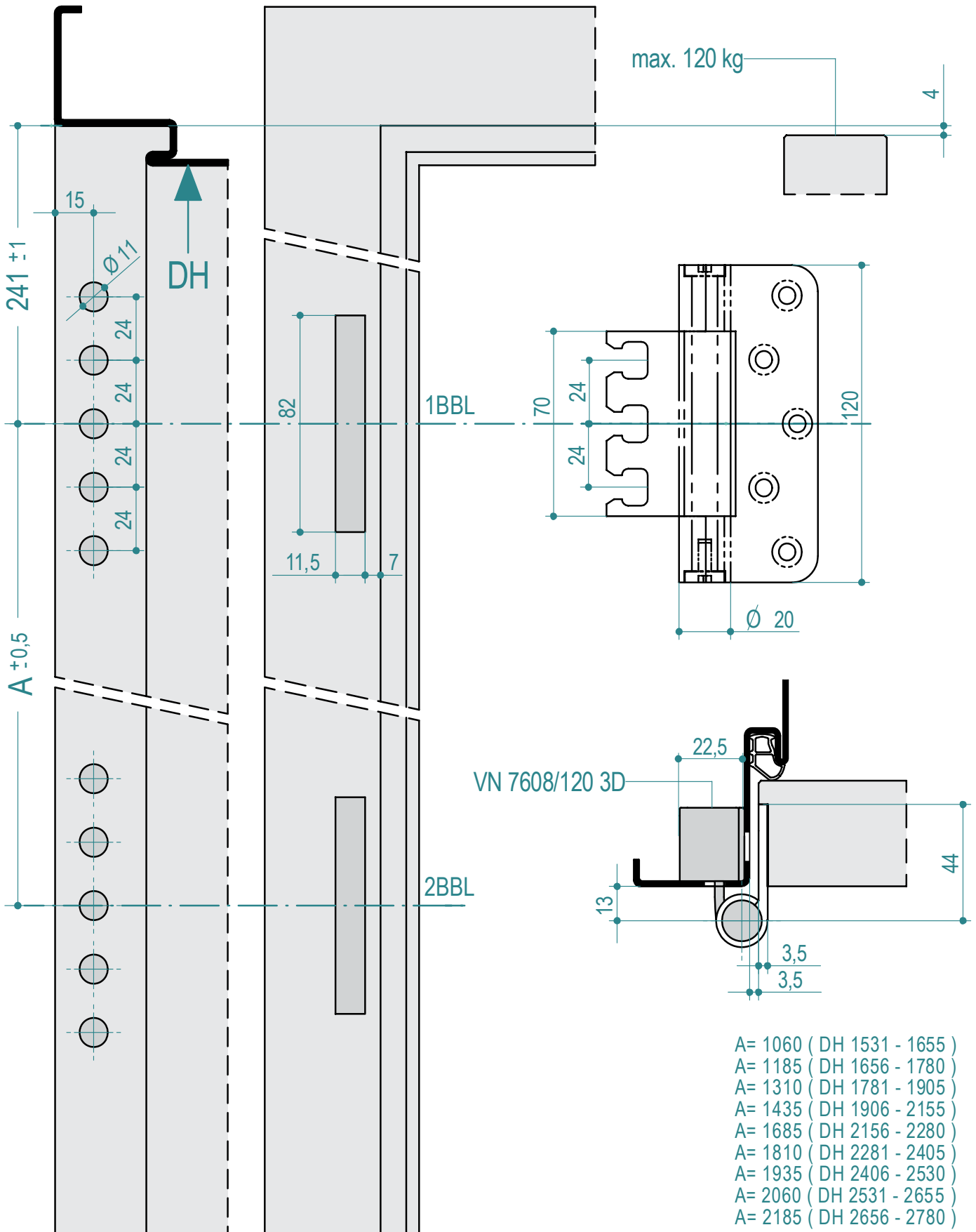


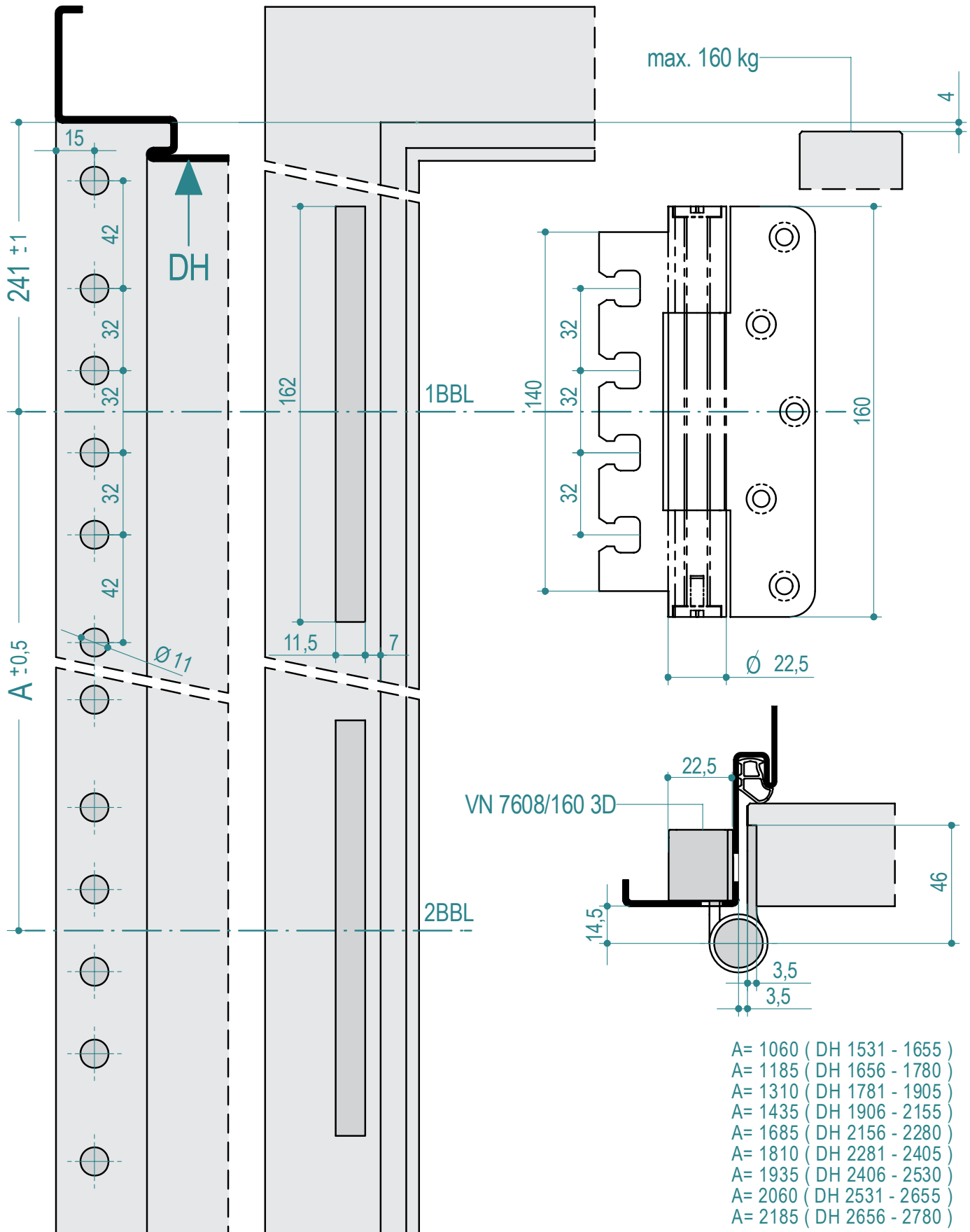


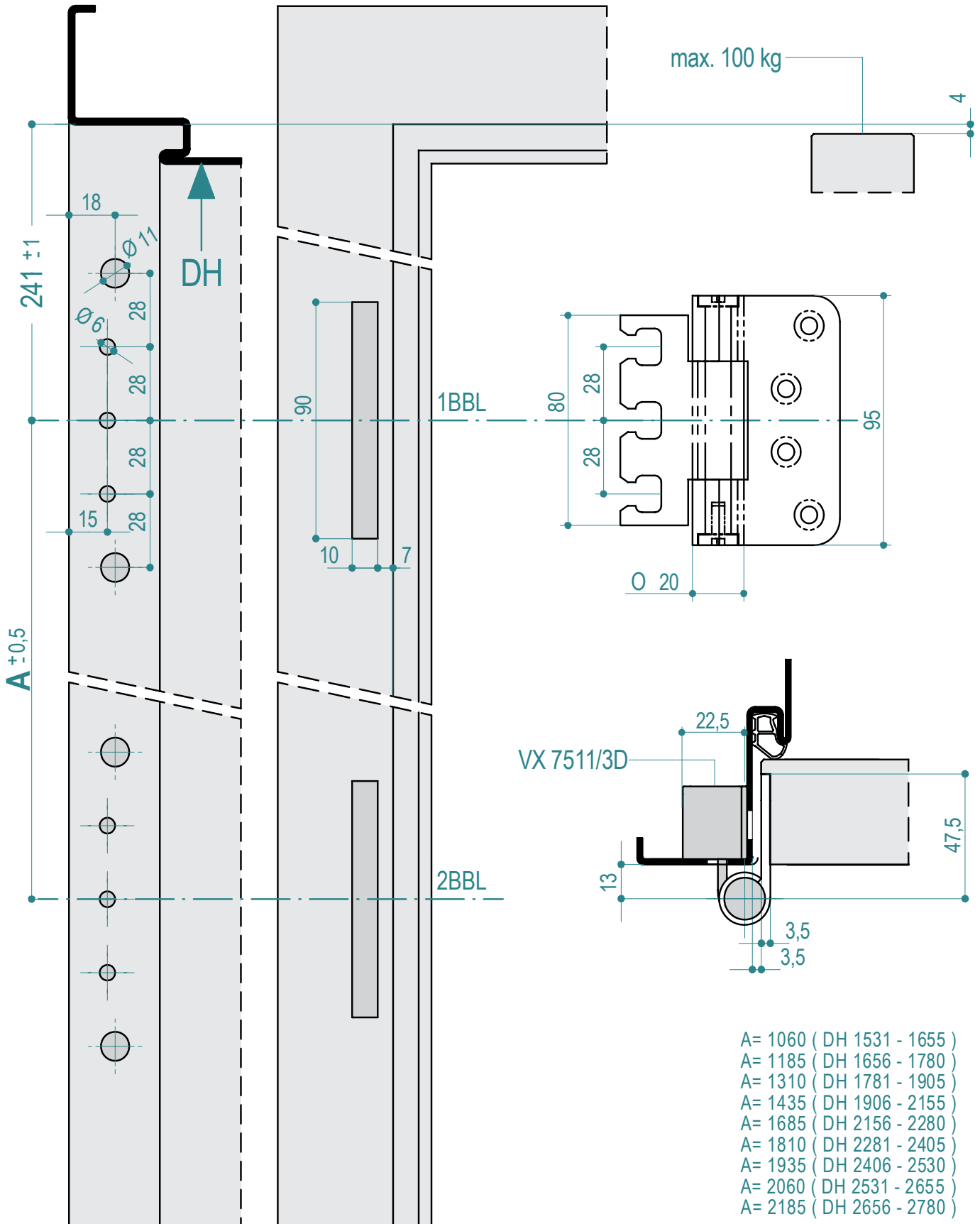




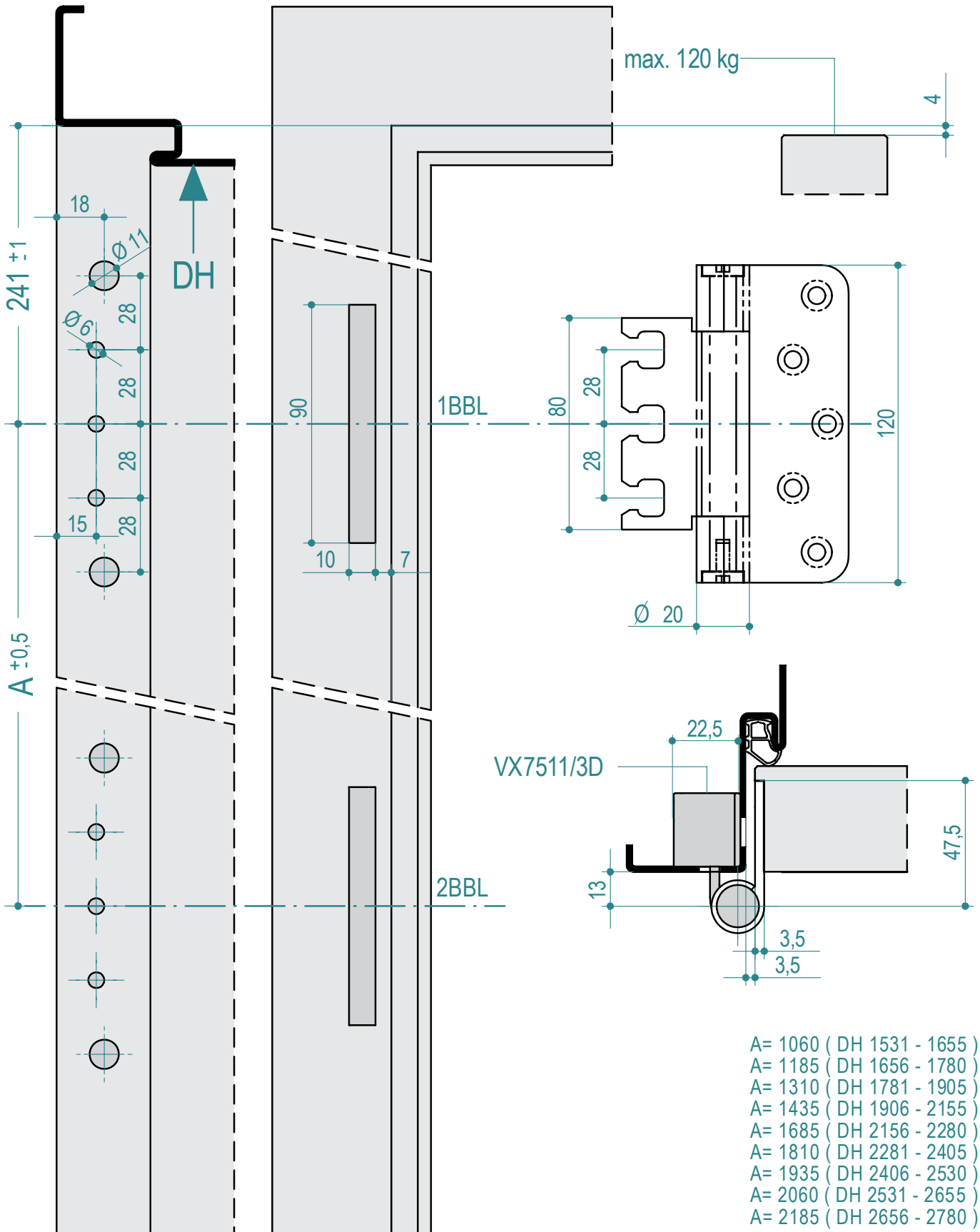
VN 7729/120

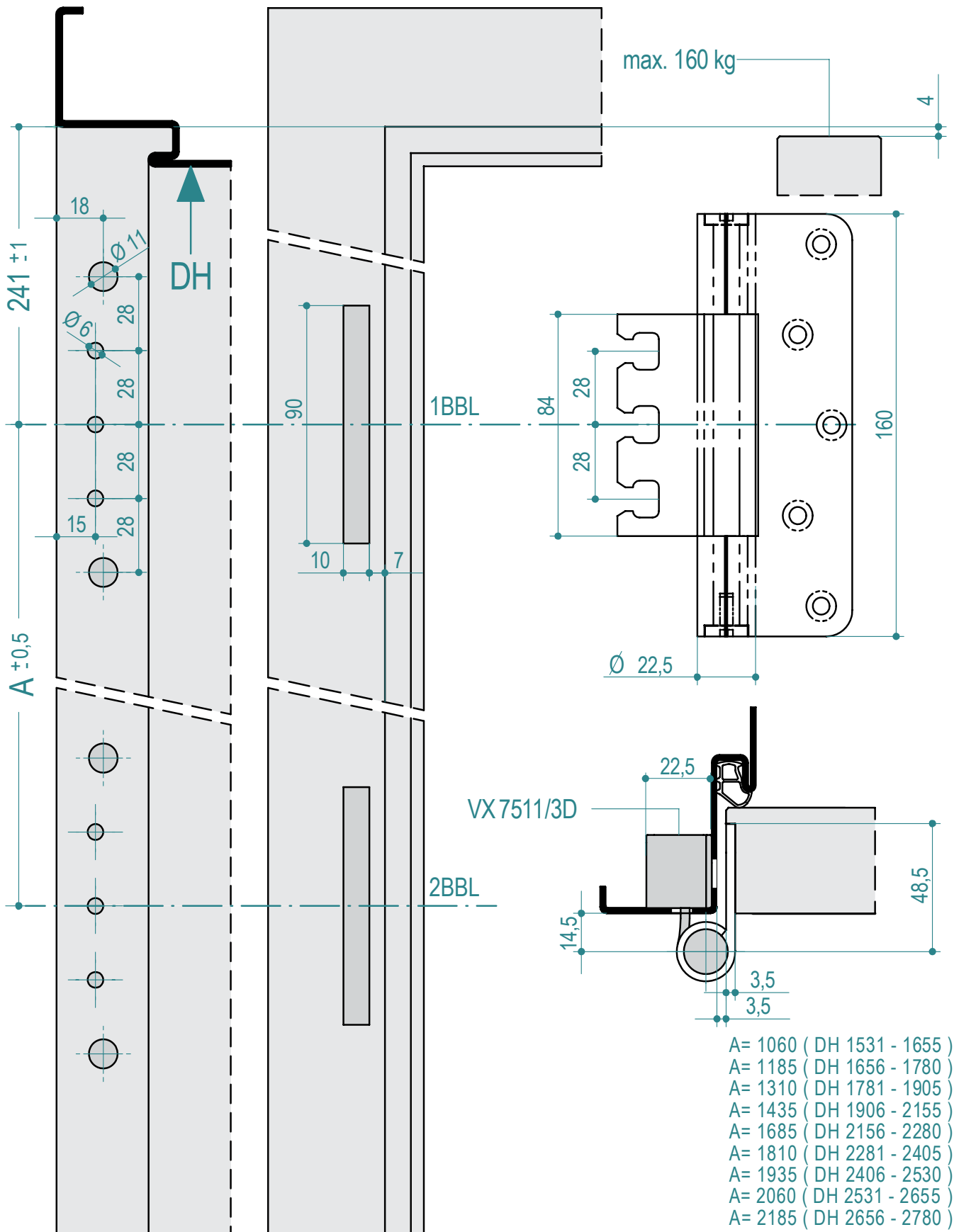




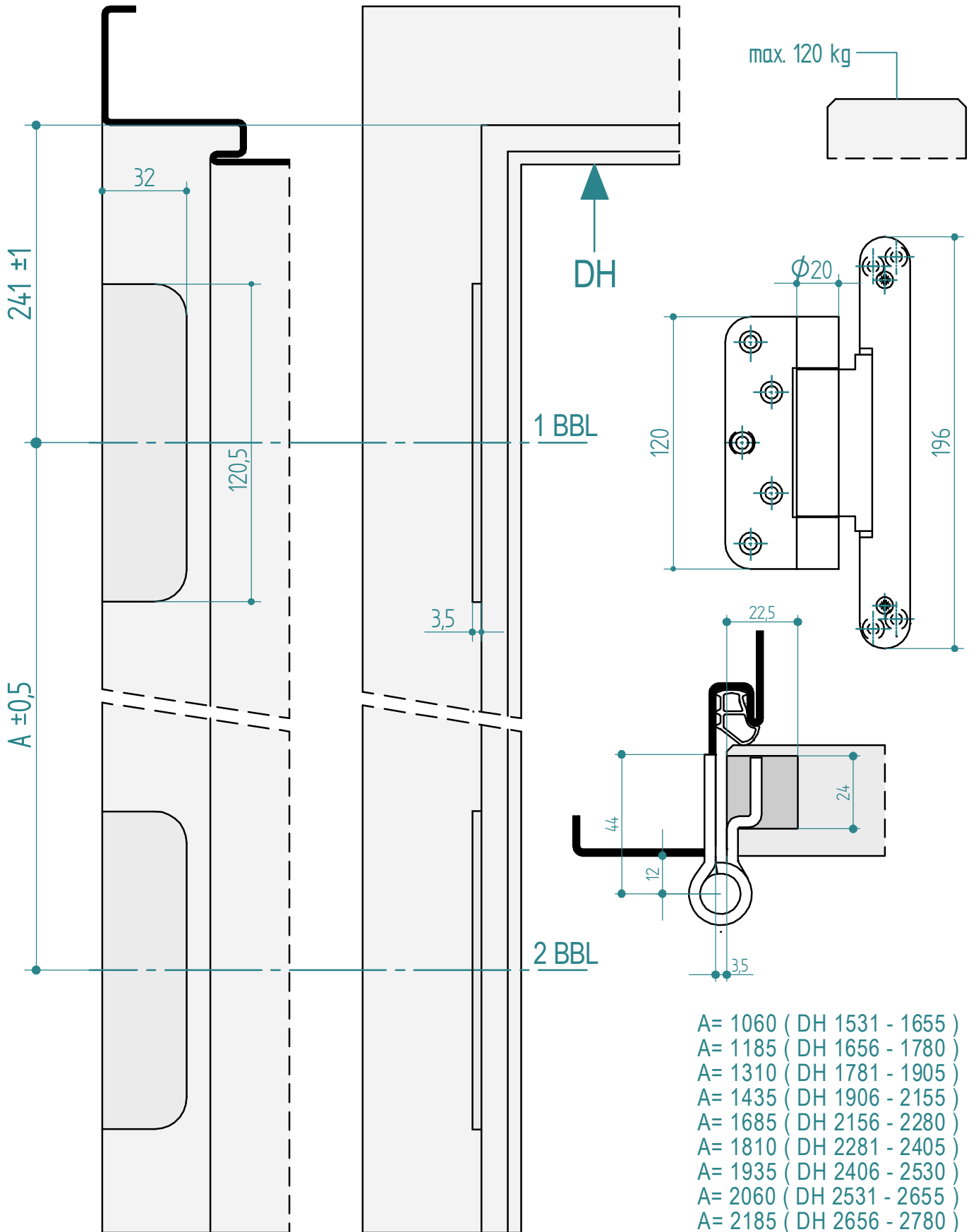


VX 7729/120

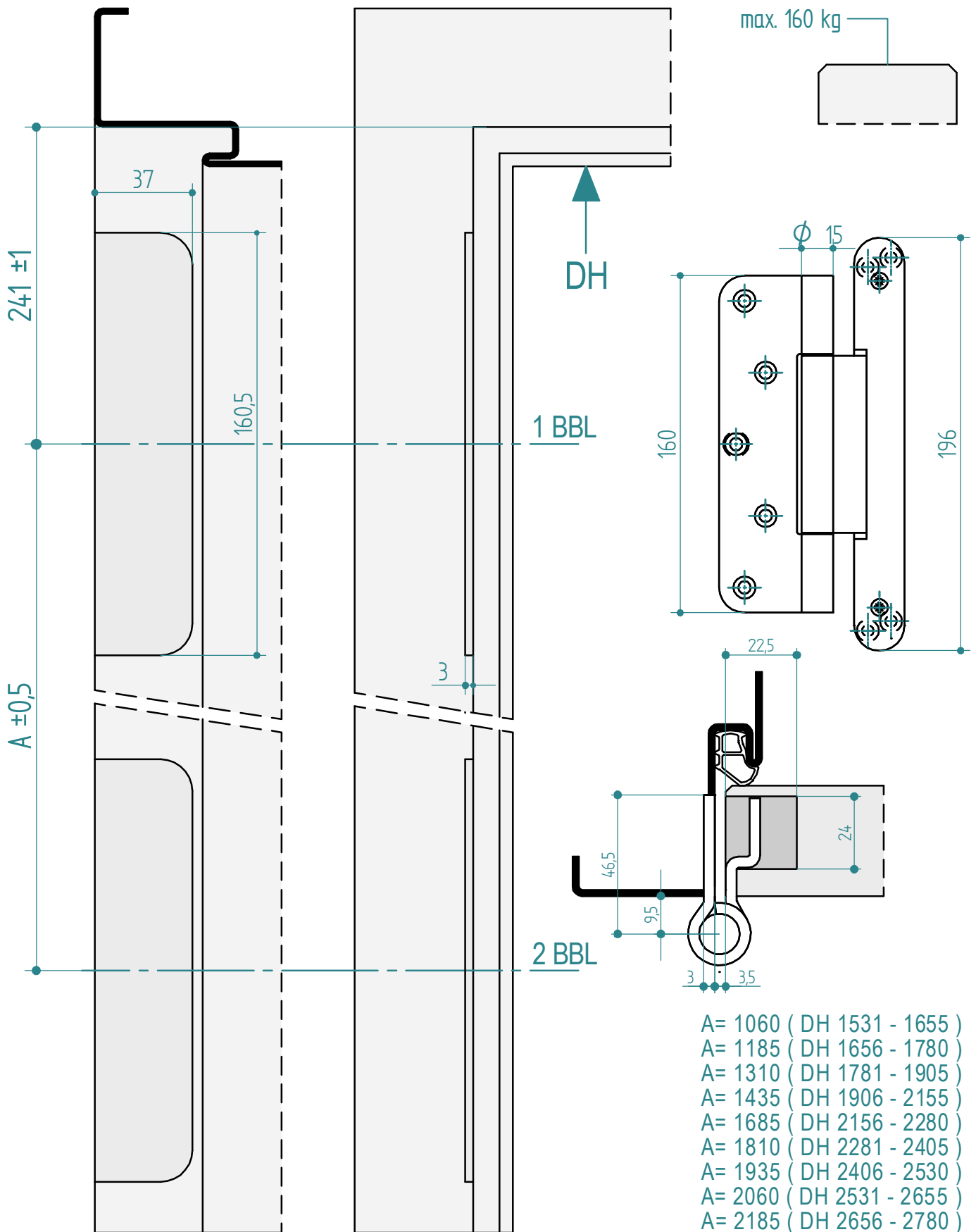


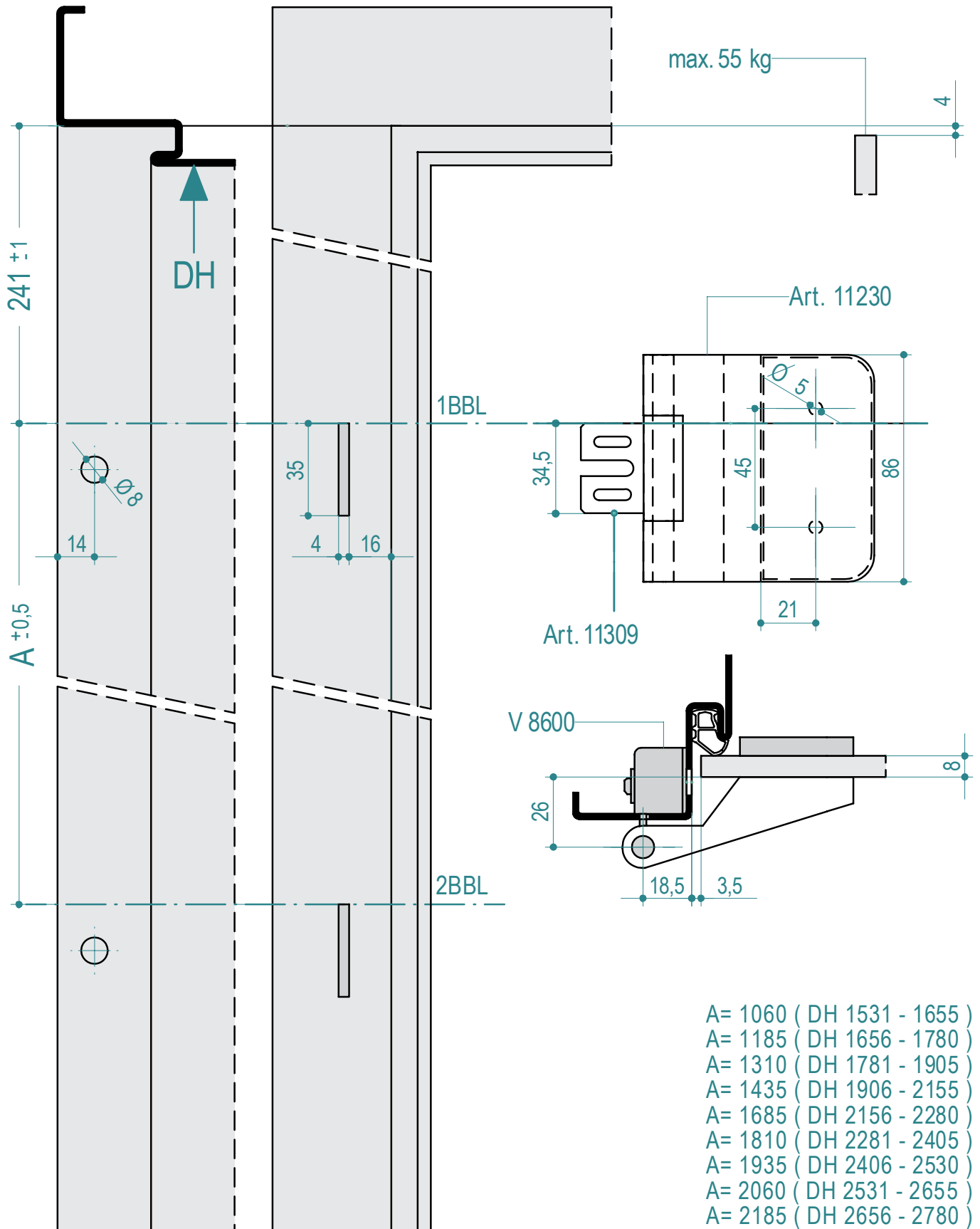


VN 2927/120 COMPACT

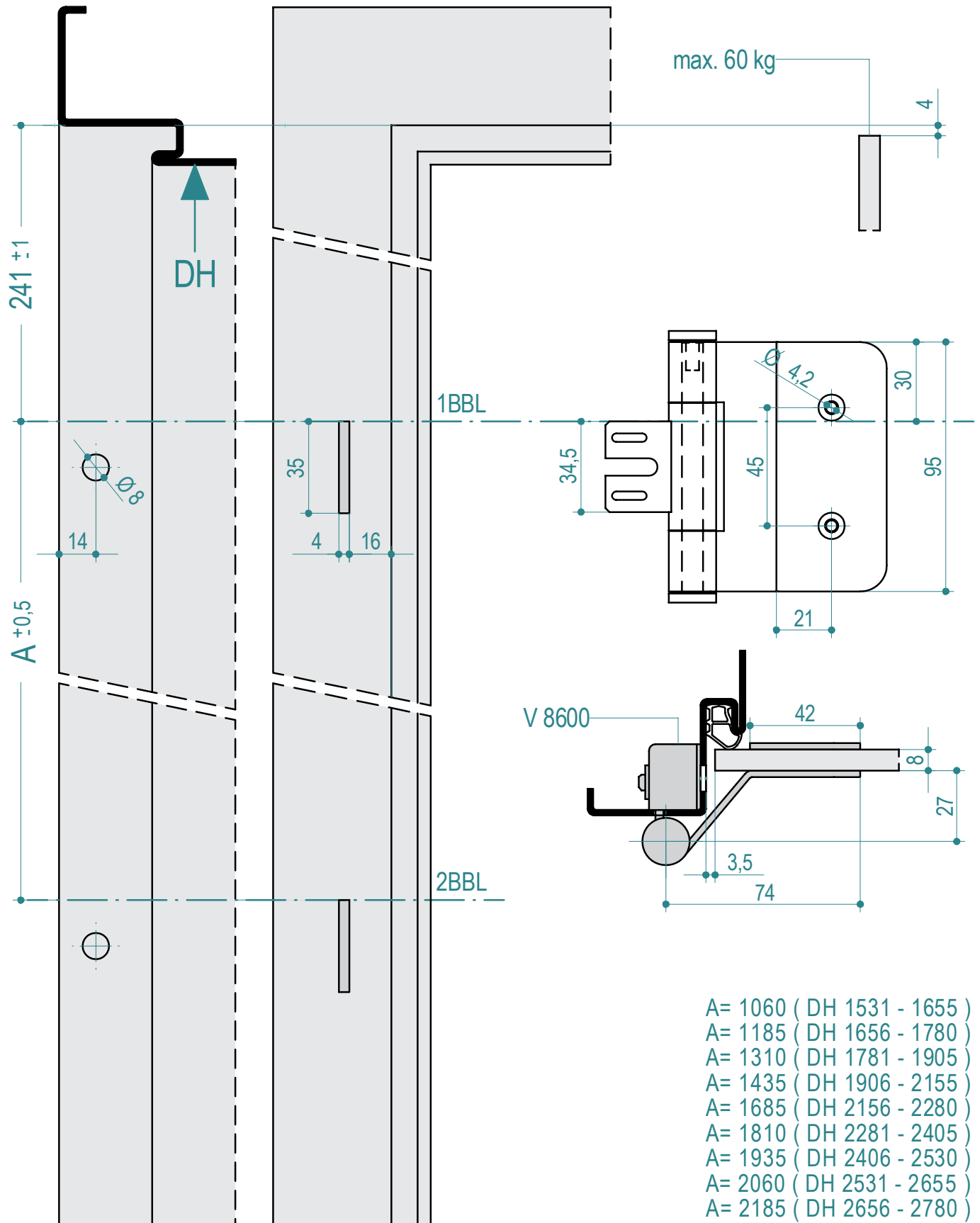


VN 2927-160 COMPACT PLANUM

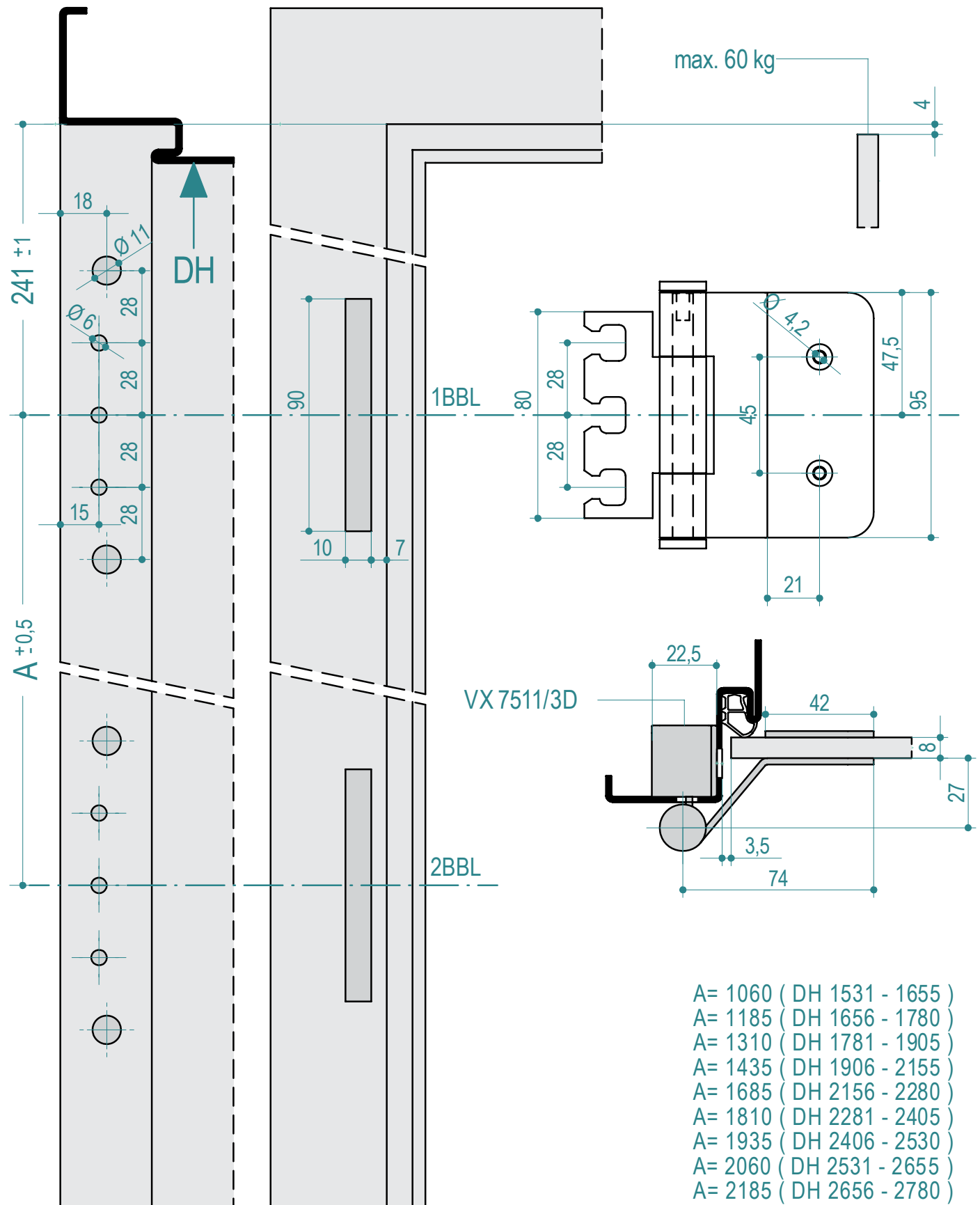




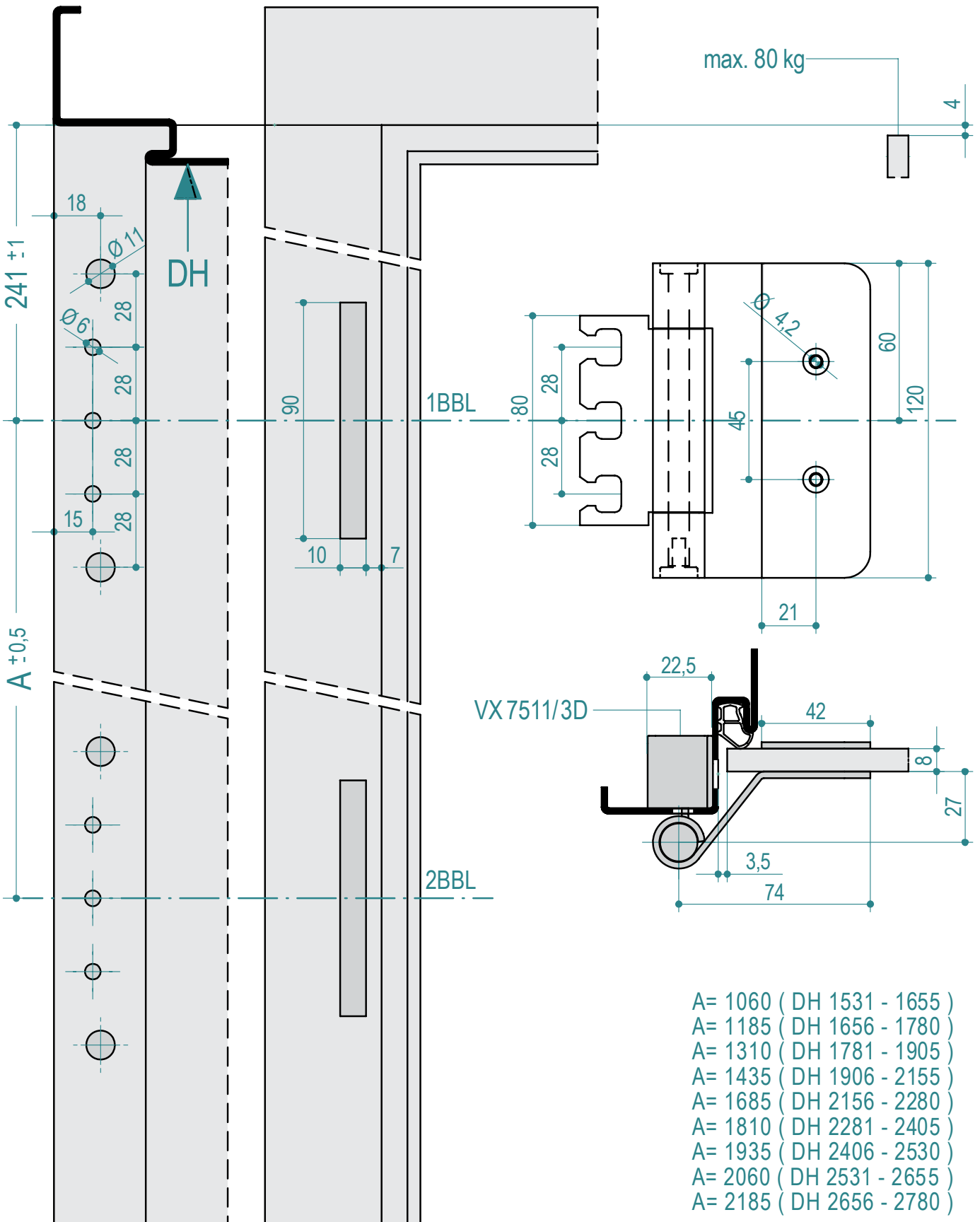
VG 8790

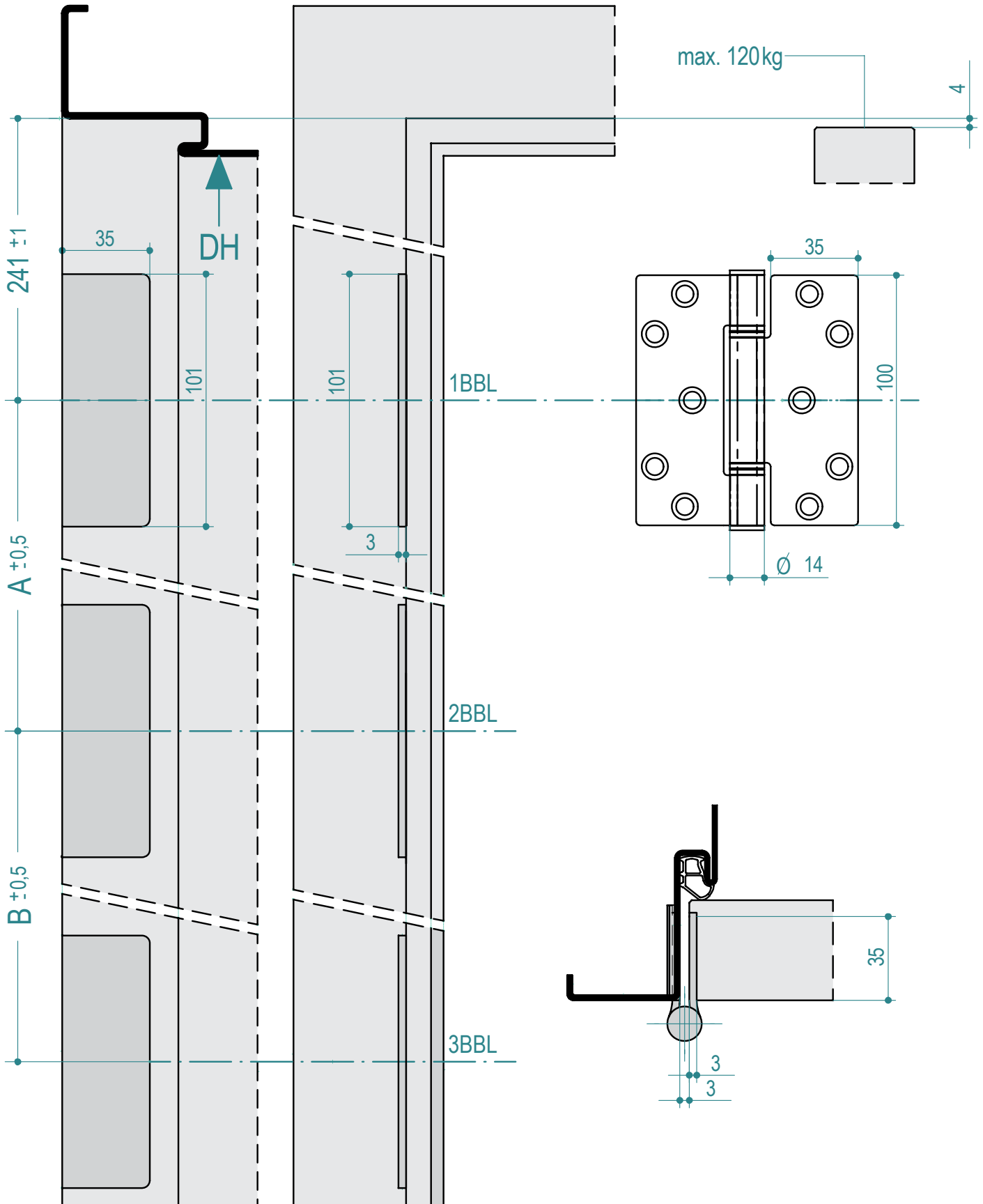


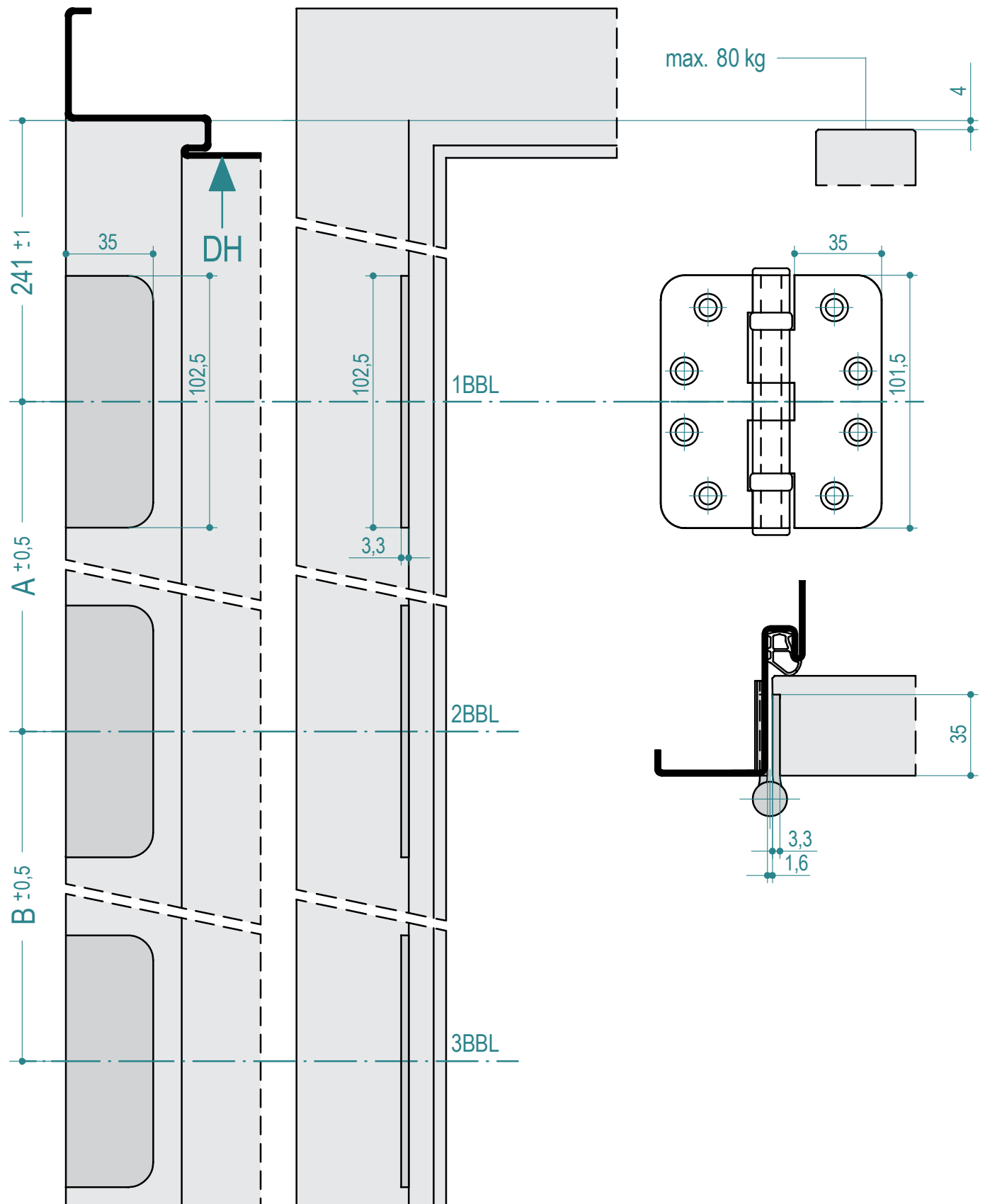
VXG 7990/100



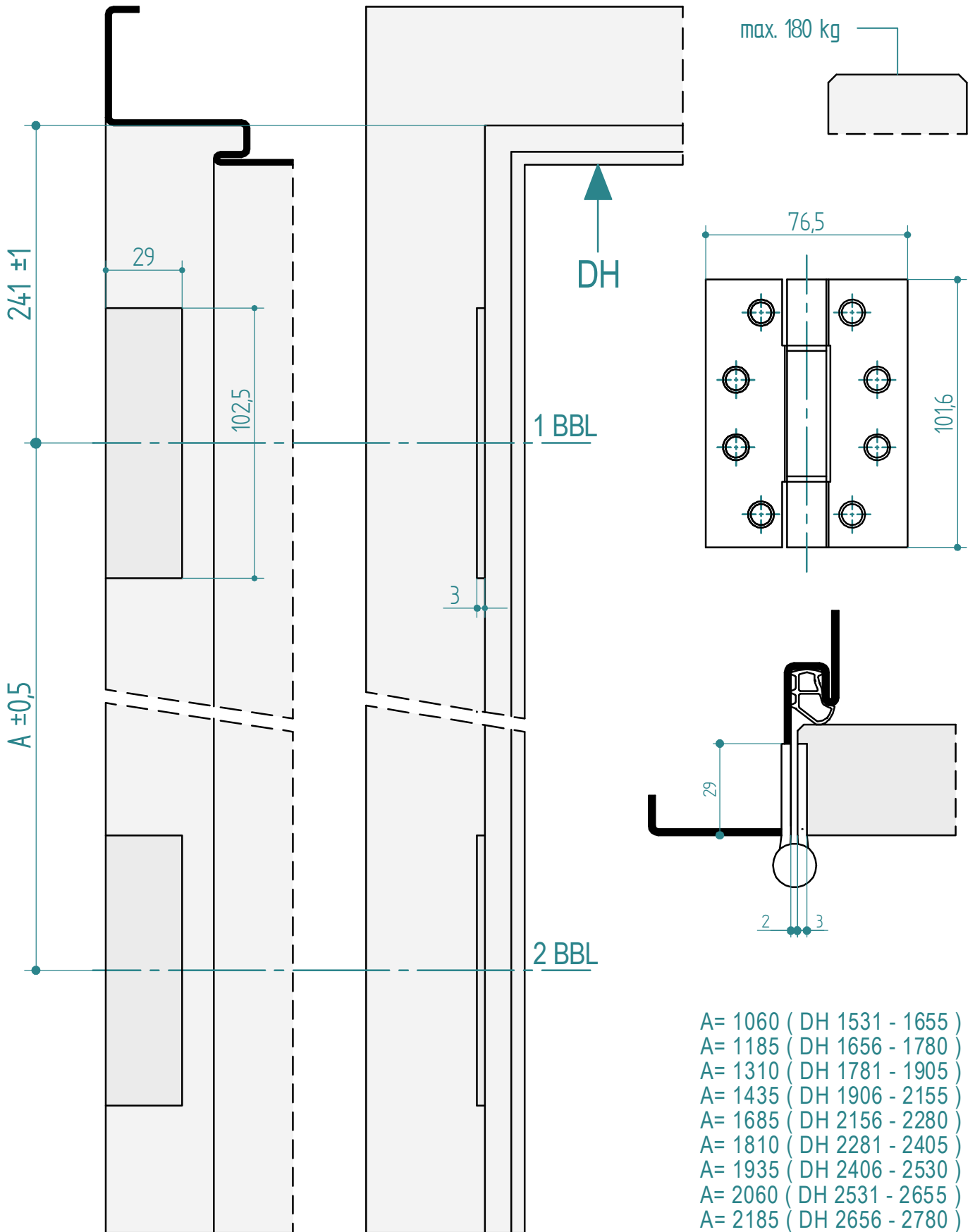
VXG 7990/120



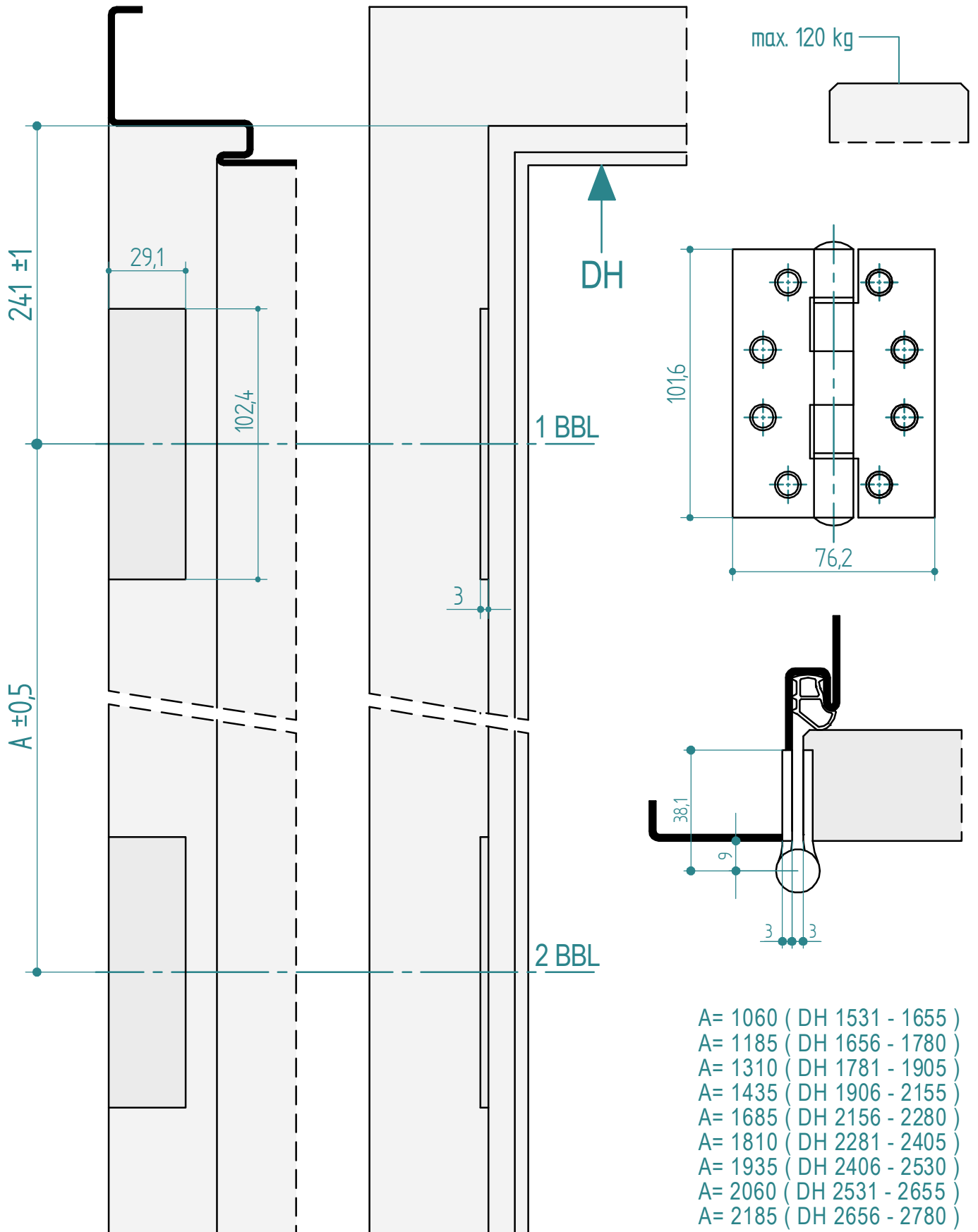




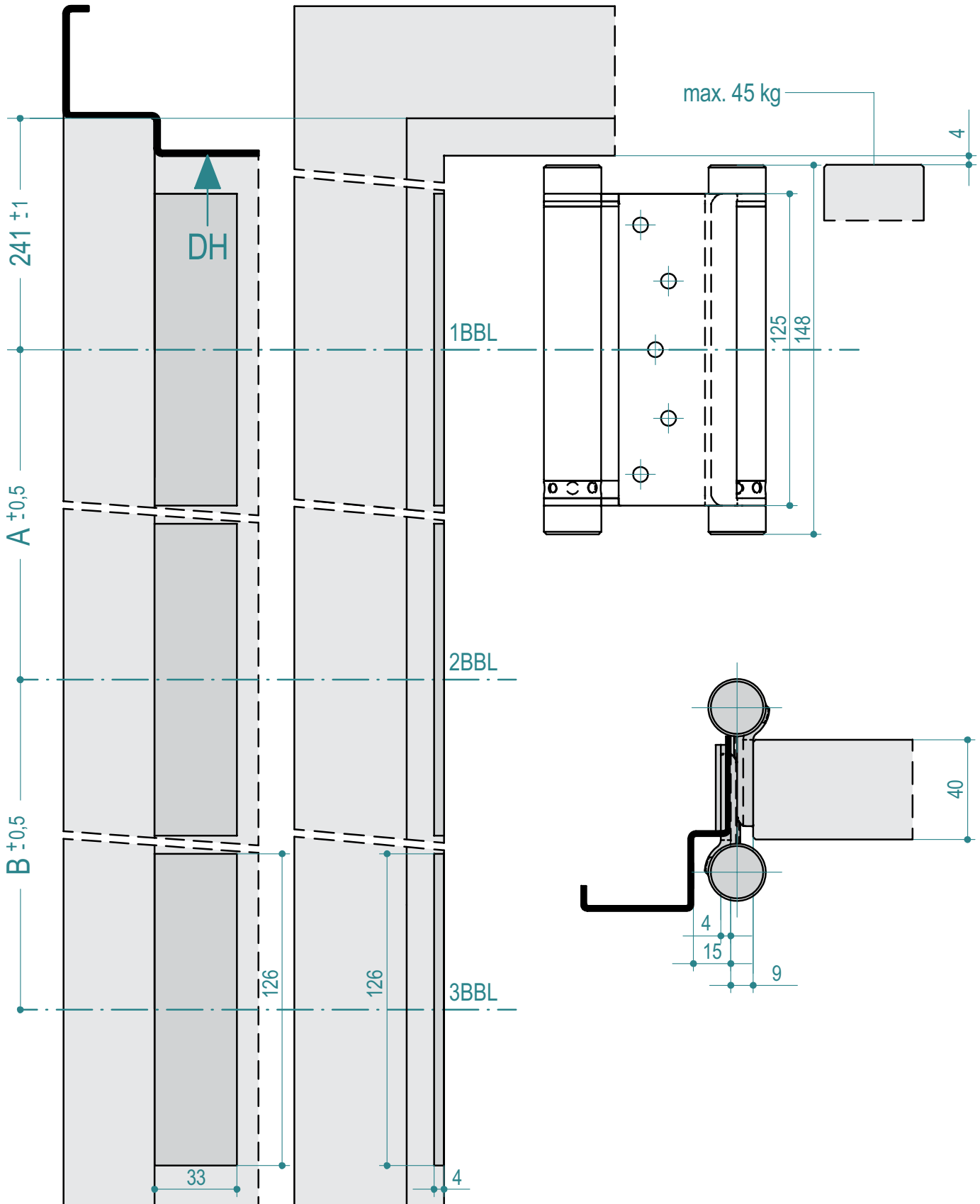
BSW 804 STD



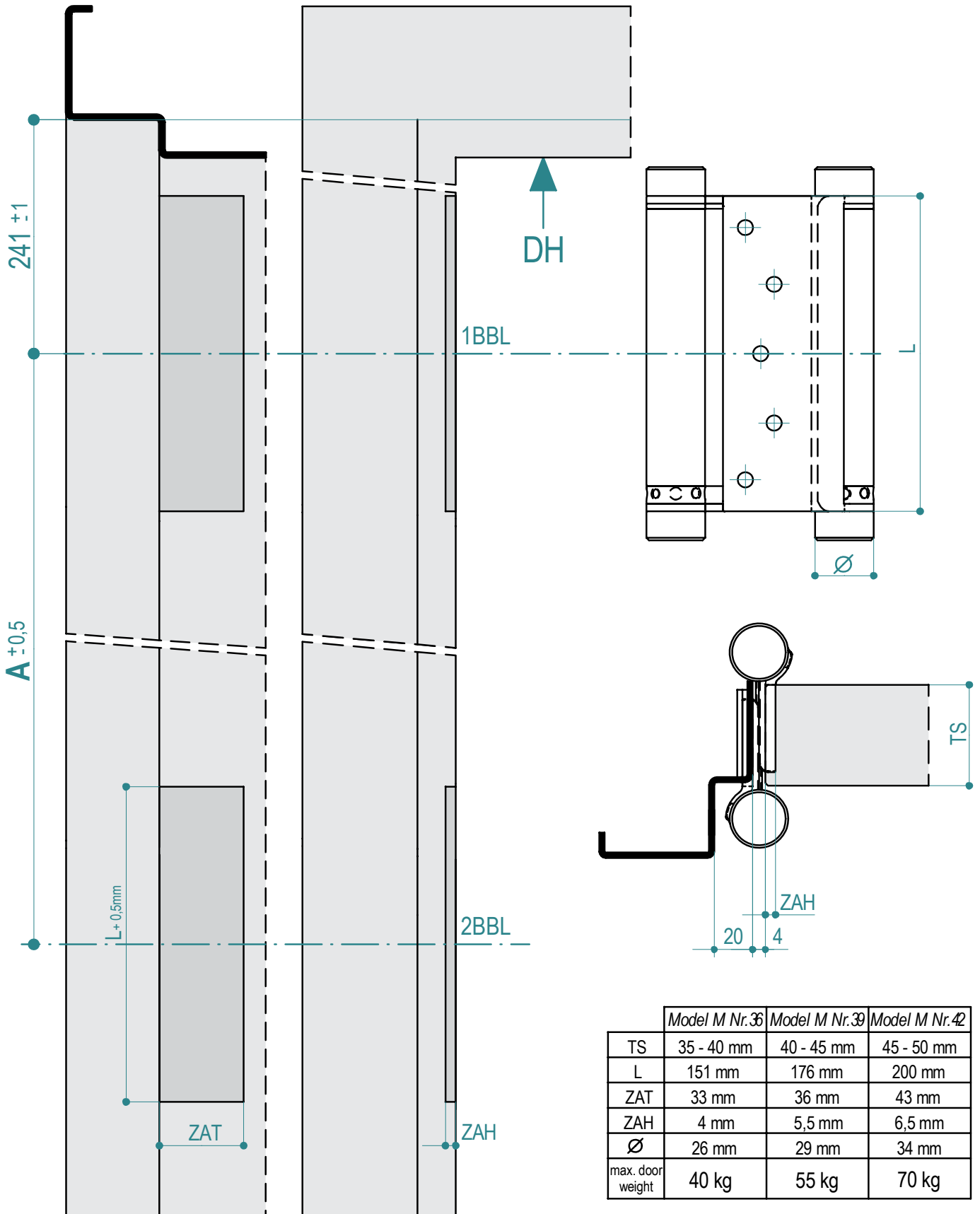
BUTT HINGE 4030 S



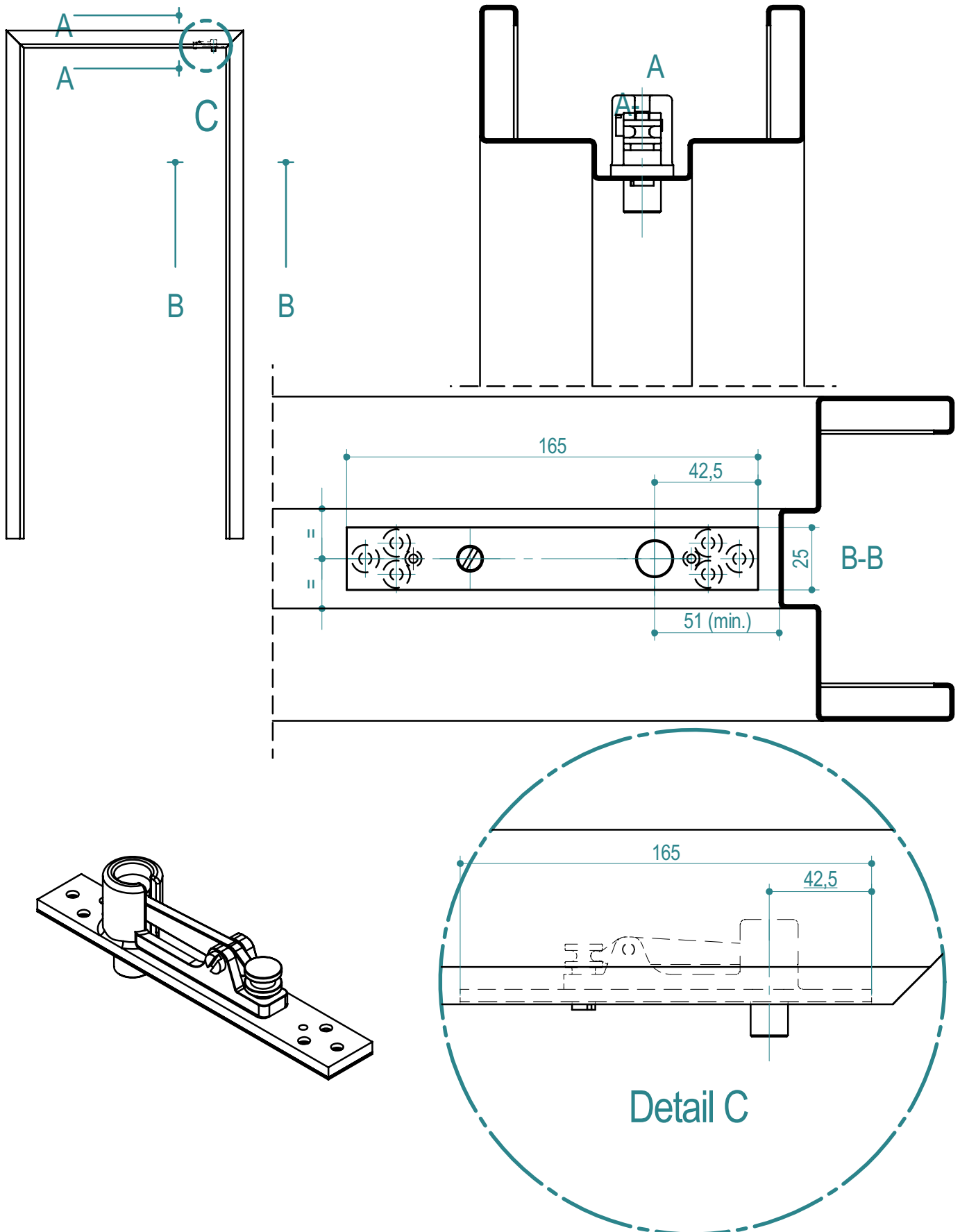
BOMMER 125



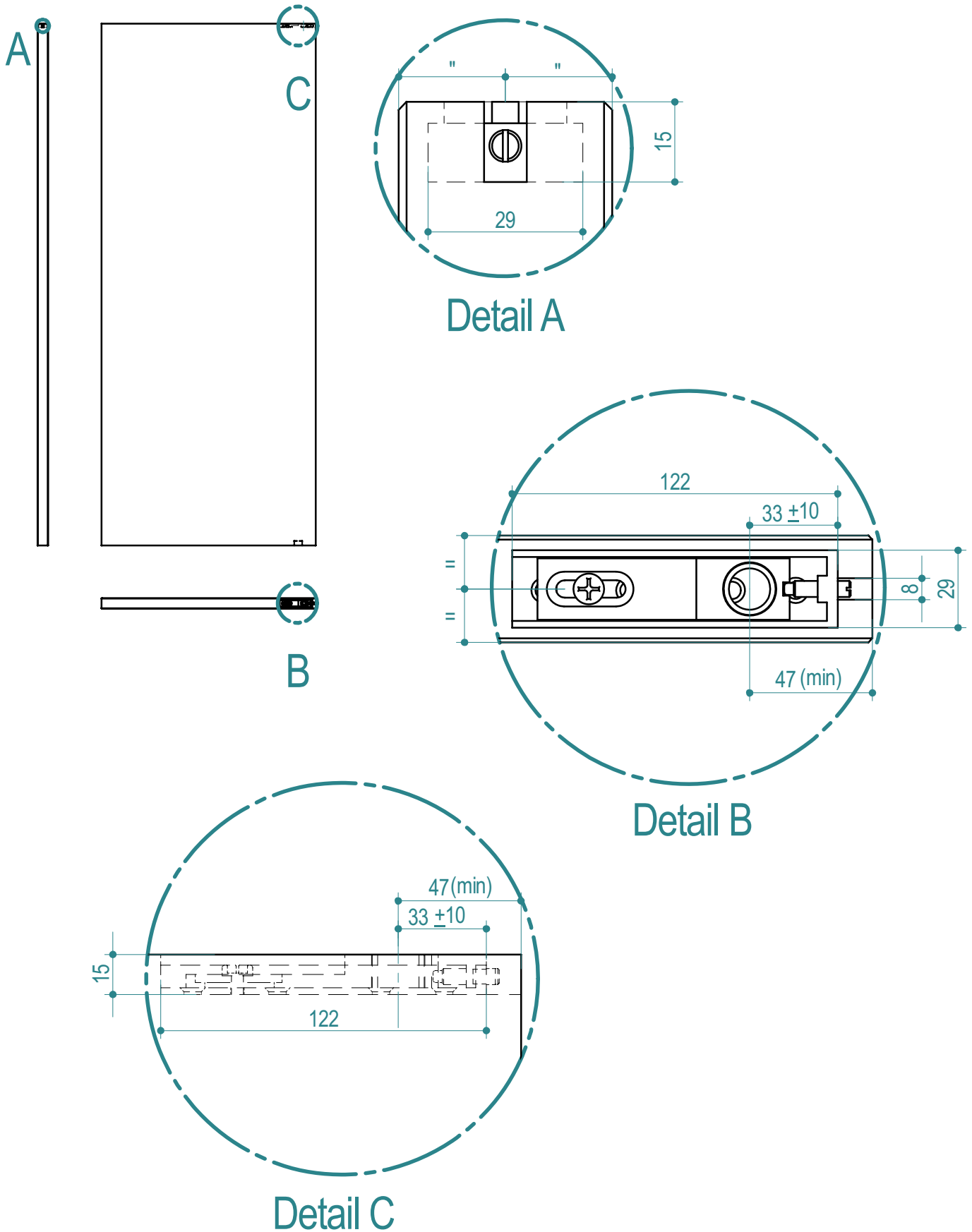
FRIDAVO MOD. M



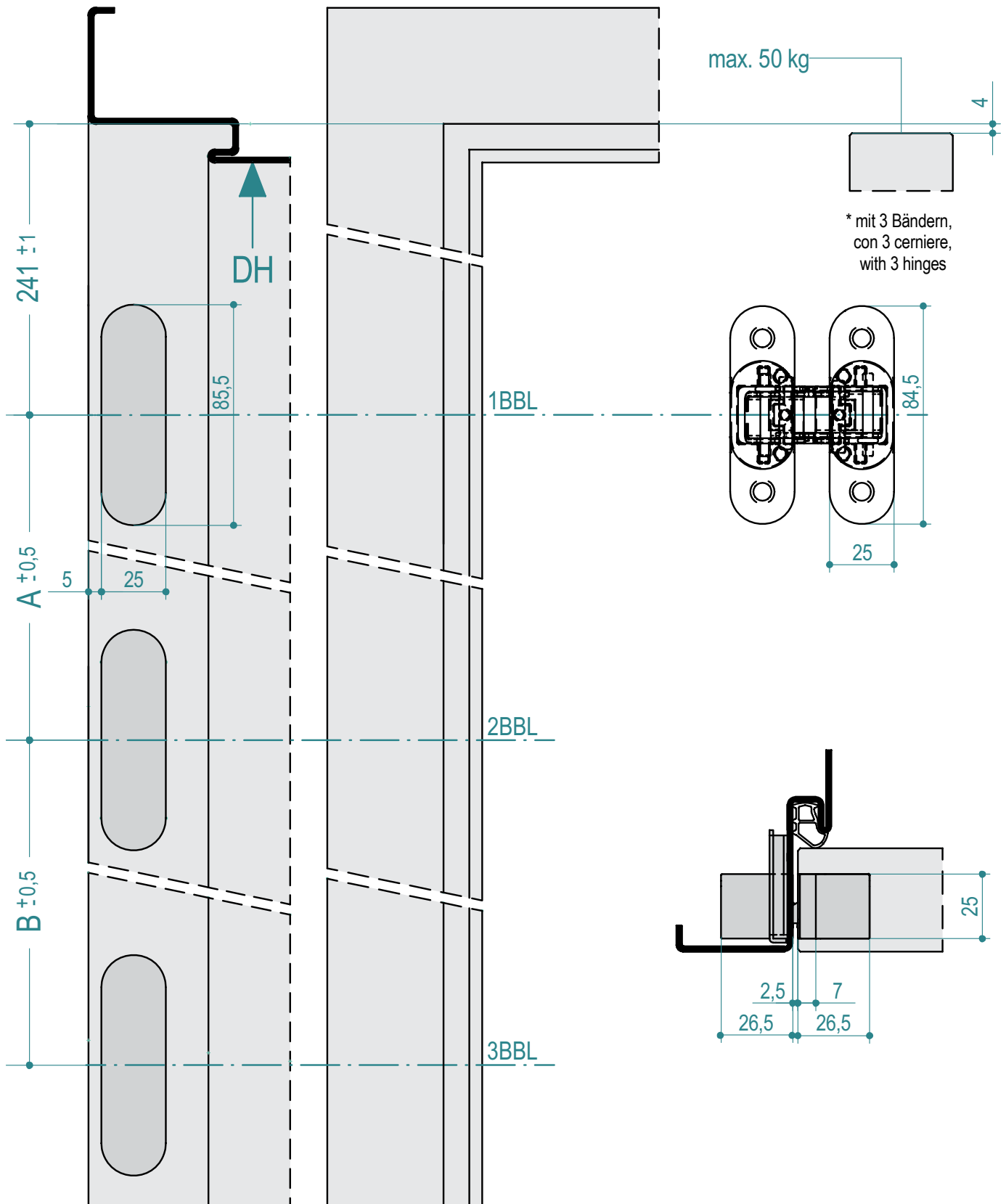
DORMA ART. 8066



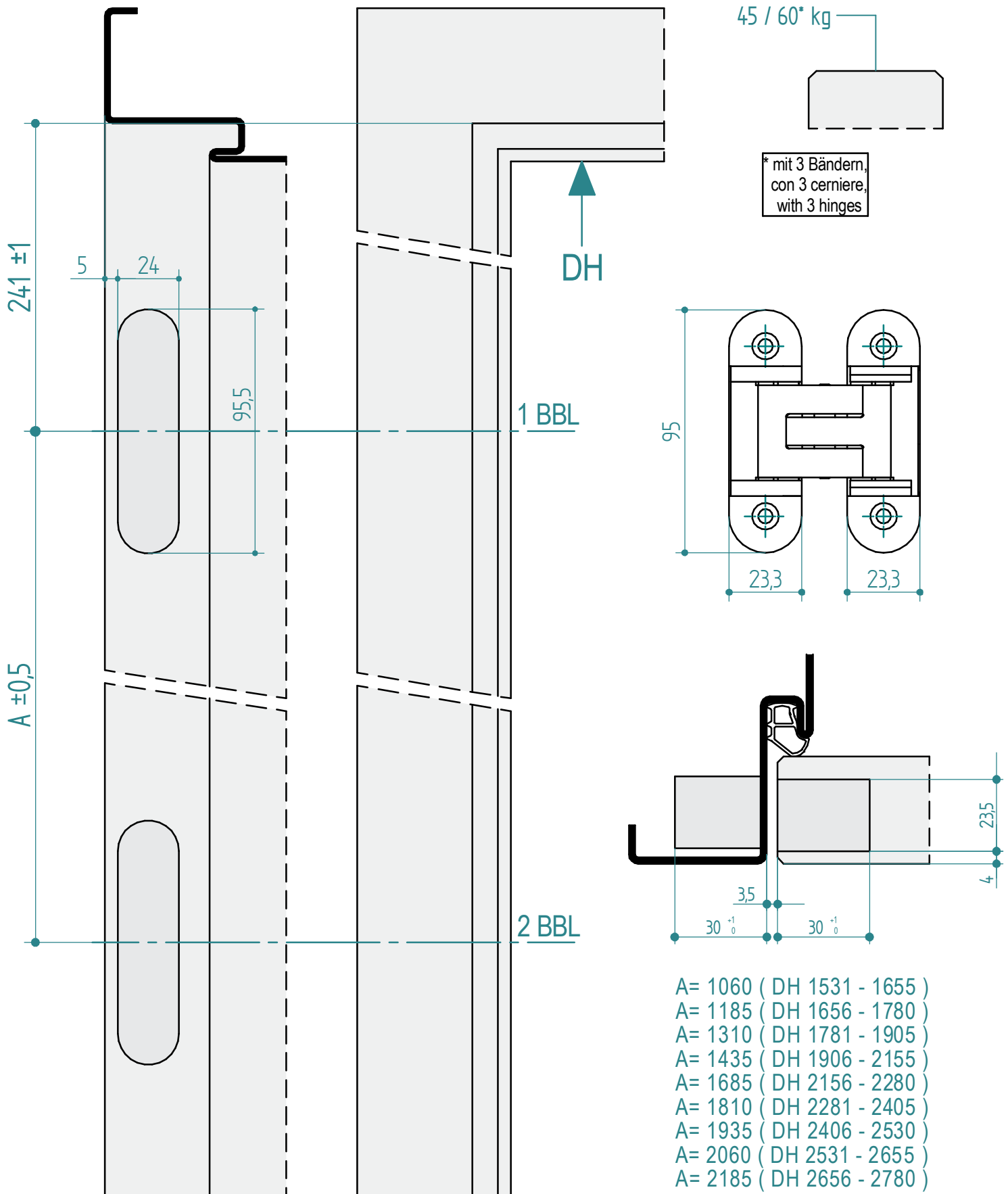
DORMA ART. 8066



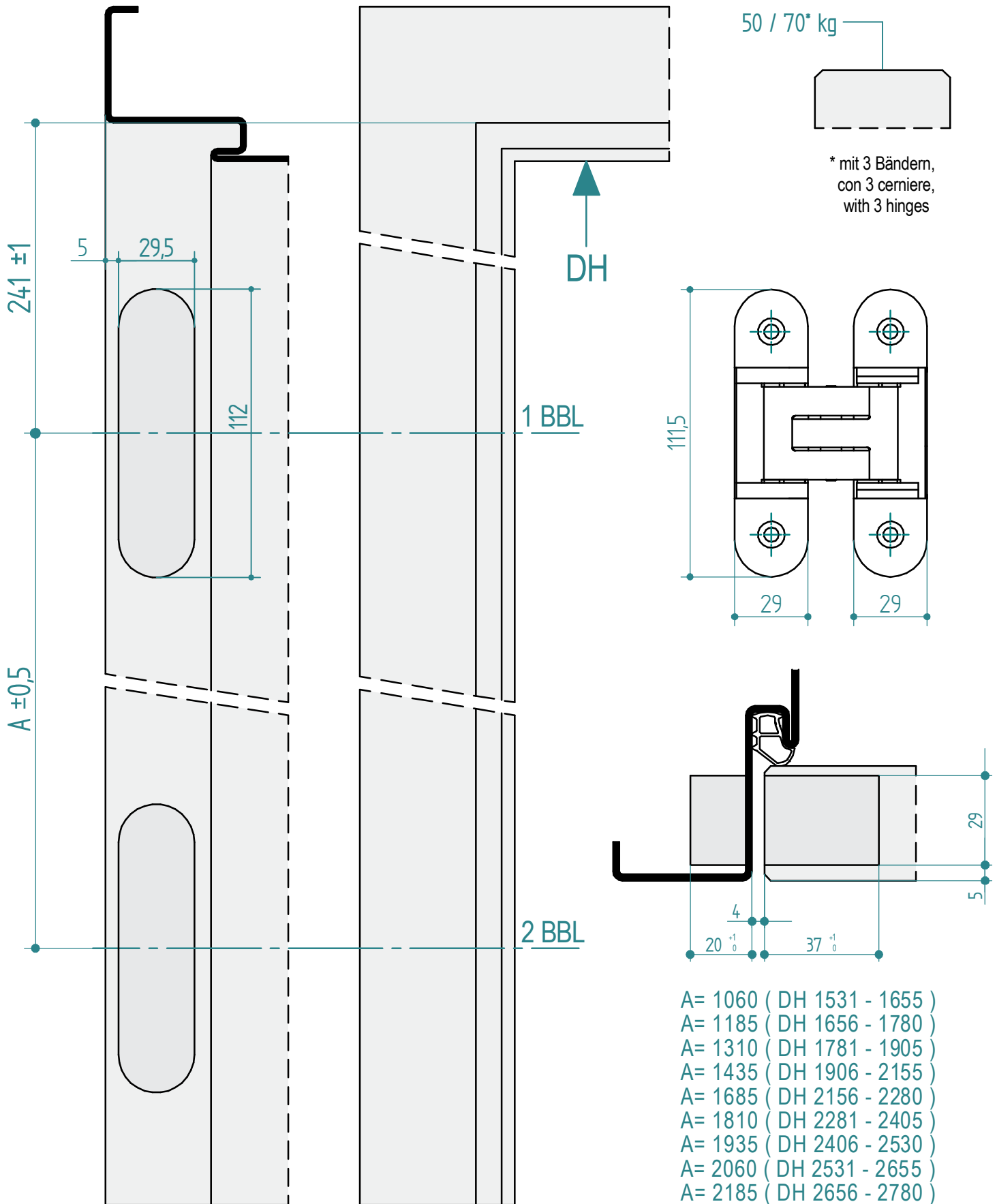
Stanley Art. 66 Inox



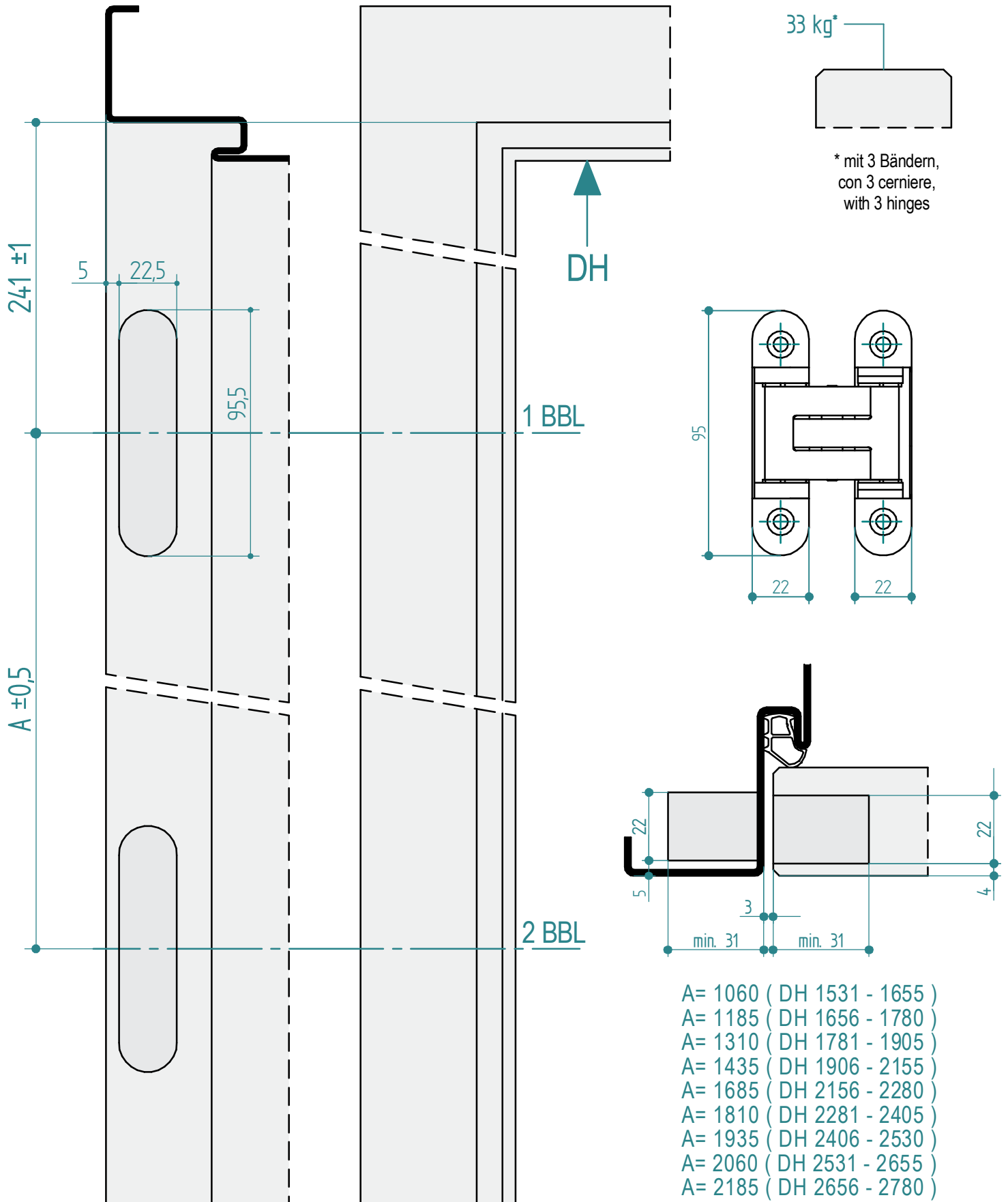
Koblenz K6200



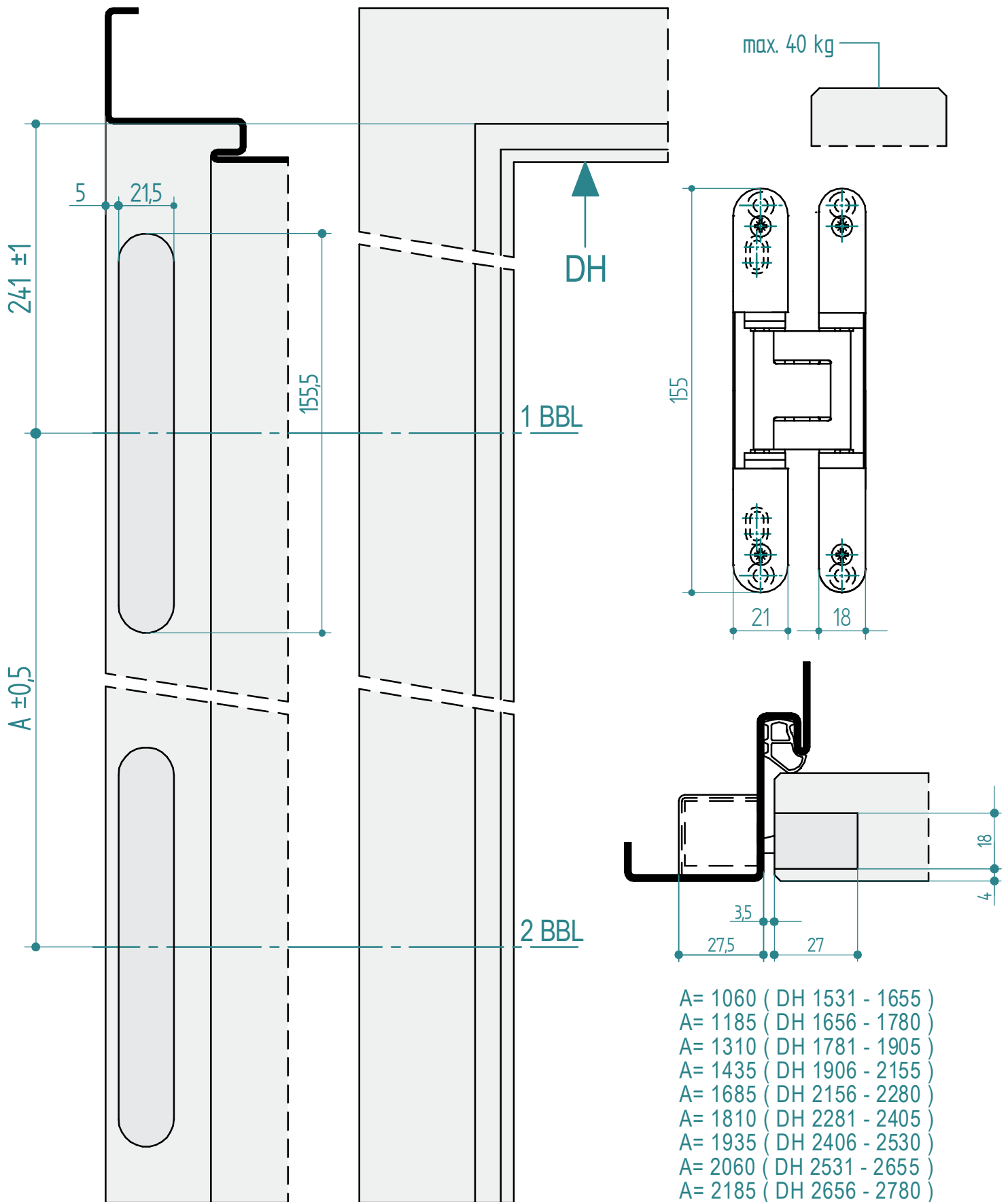
Koblenz K6700



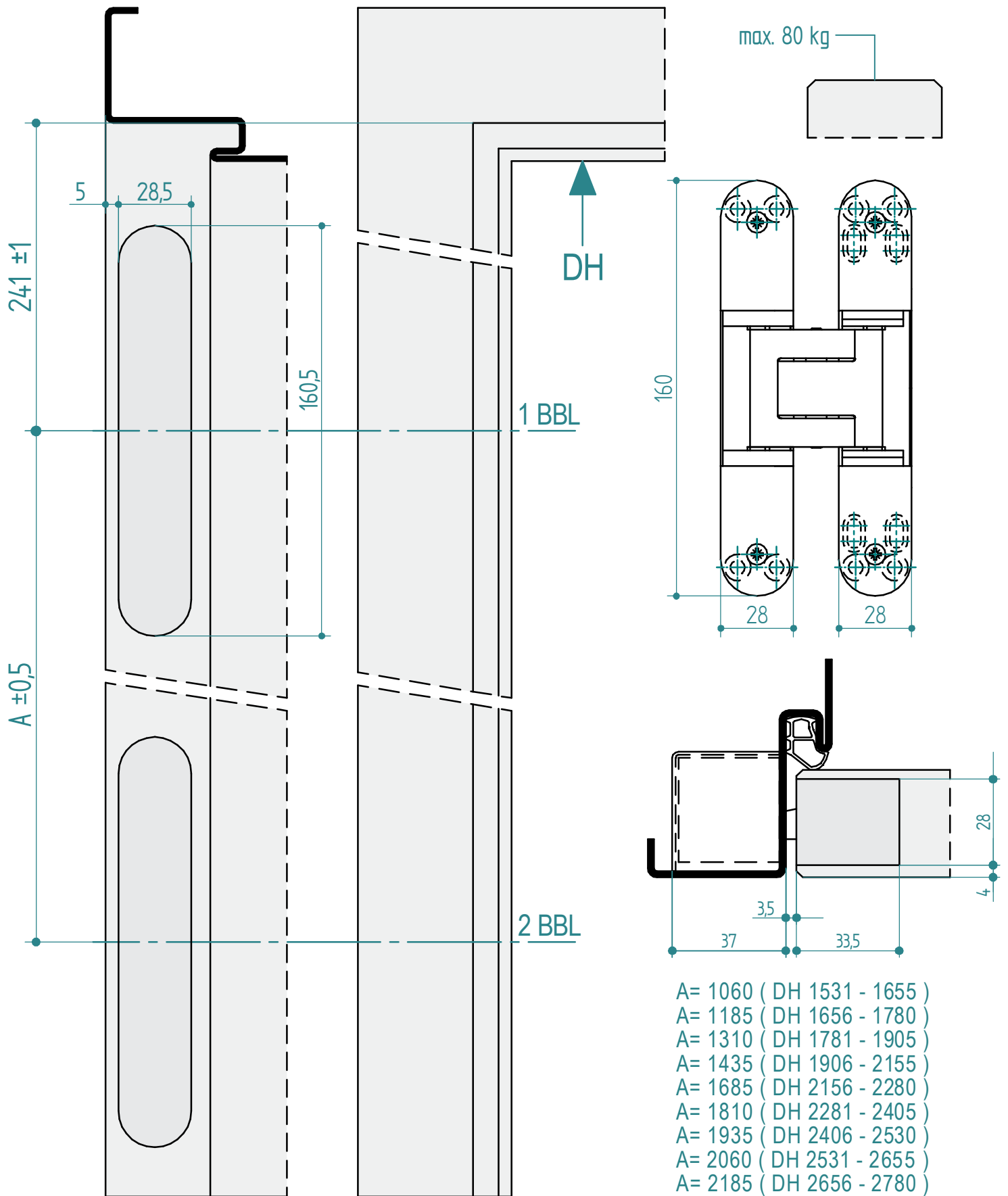
Koblenz K6900



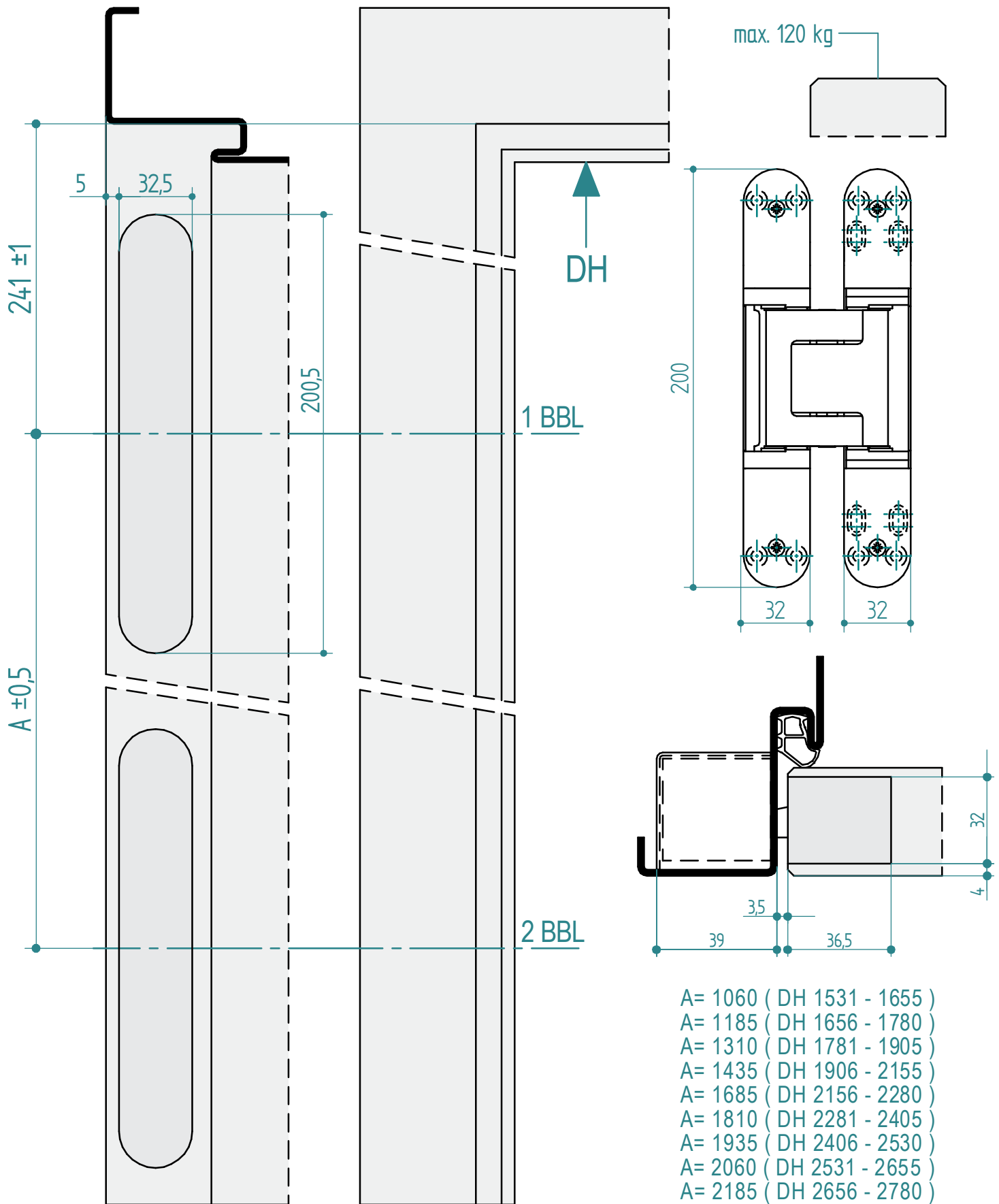
TECTUS TE 240 3D



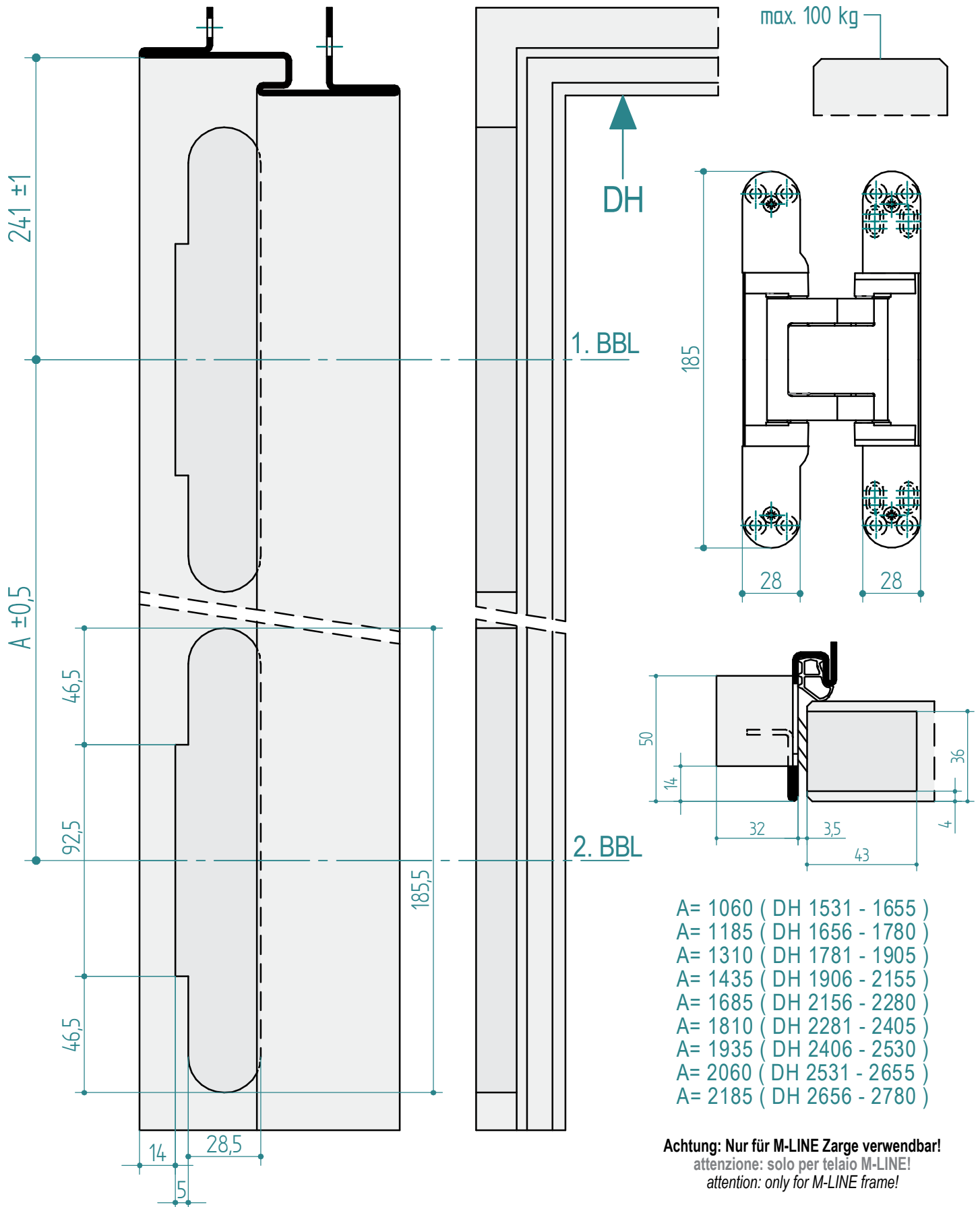
TECTUS TE 340 3D



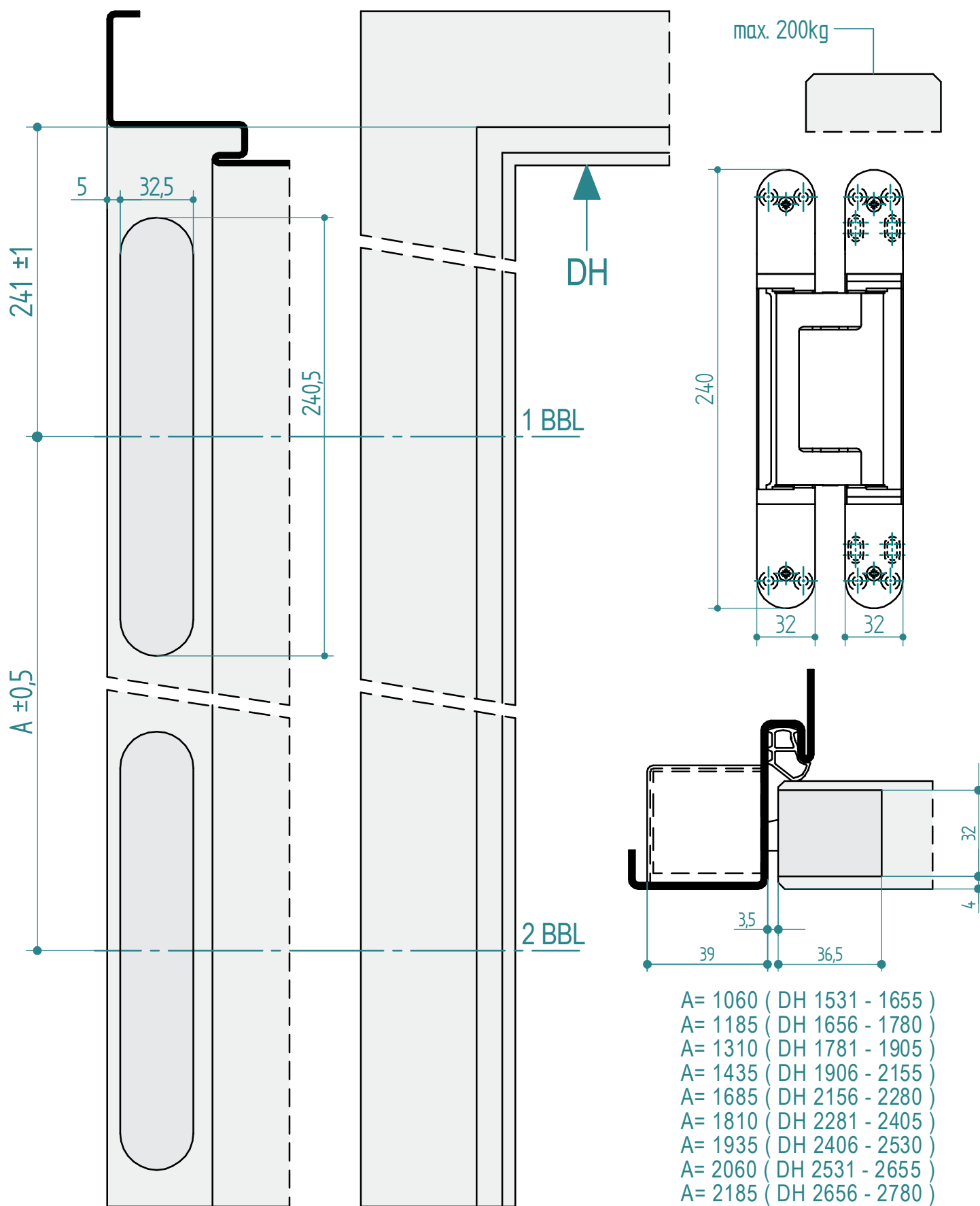
TECTUS TE 540 3D



TECTUS TE 541 3D FVZ

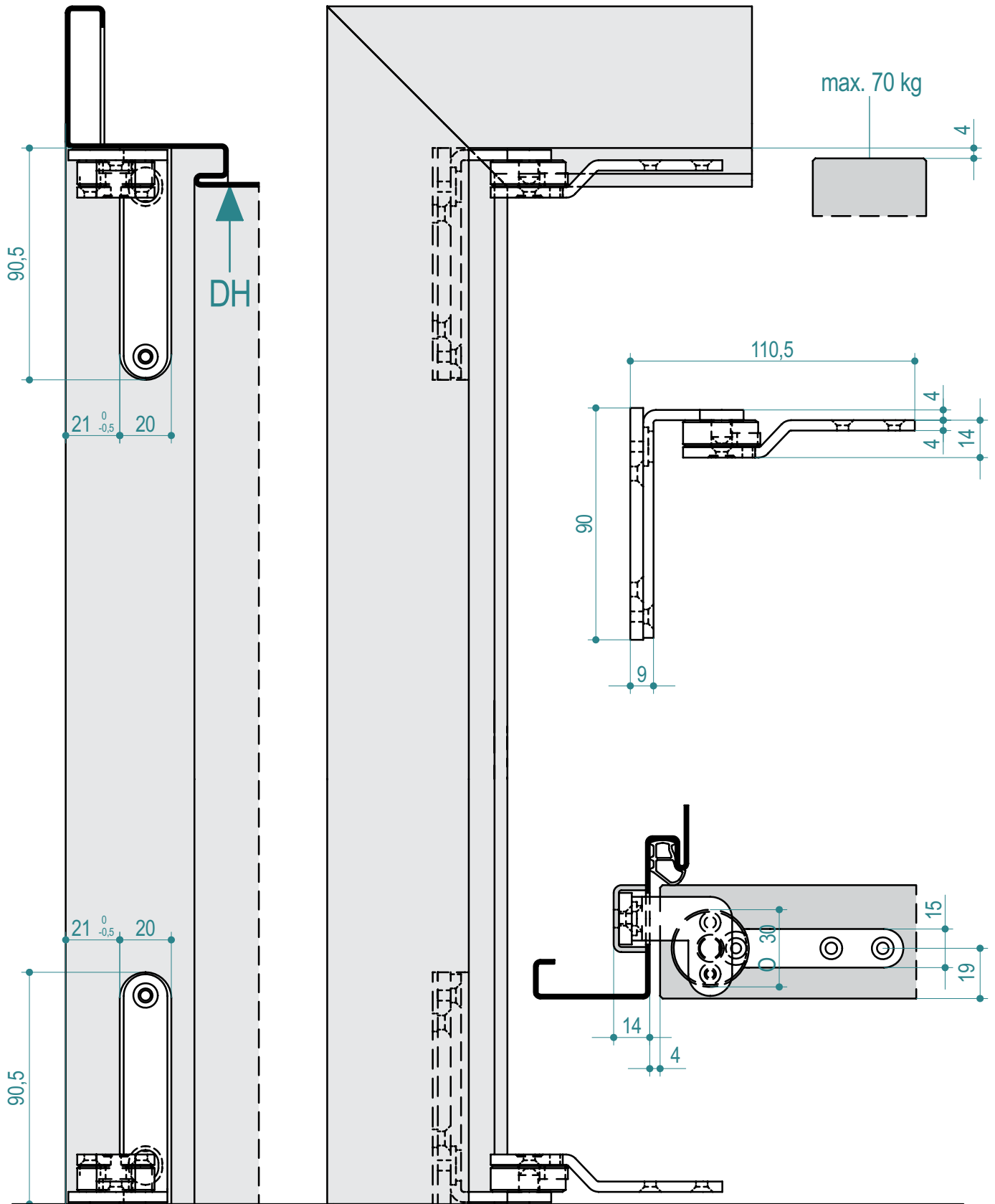


TECTUS TE 640 3D

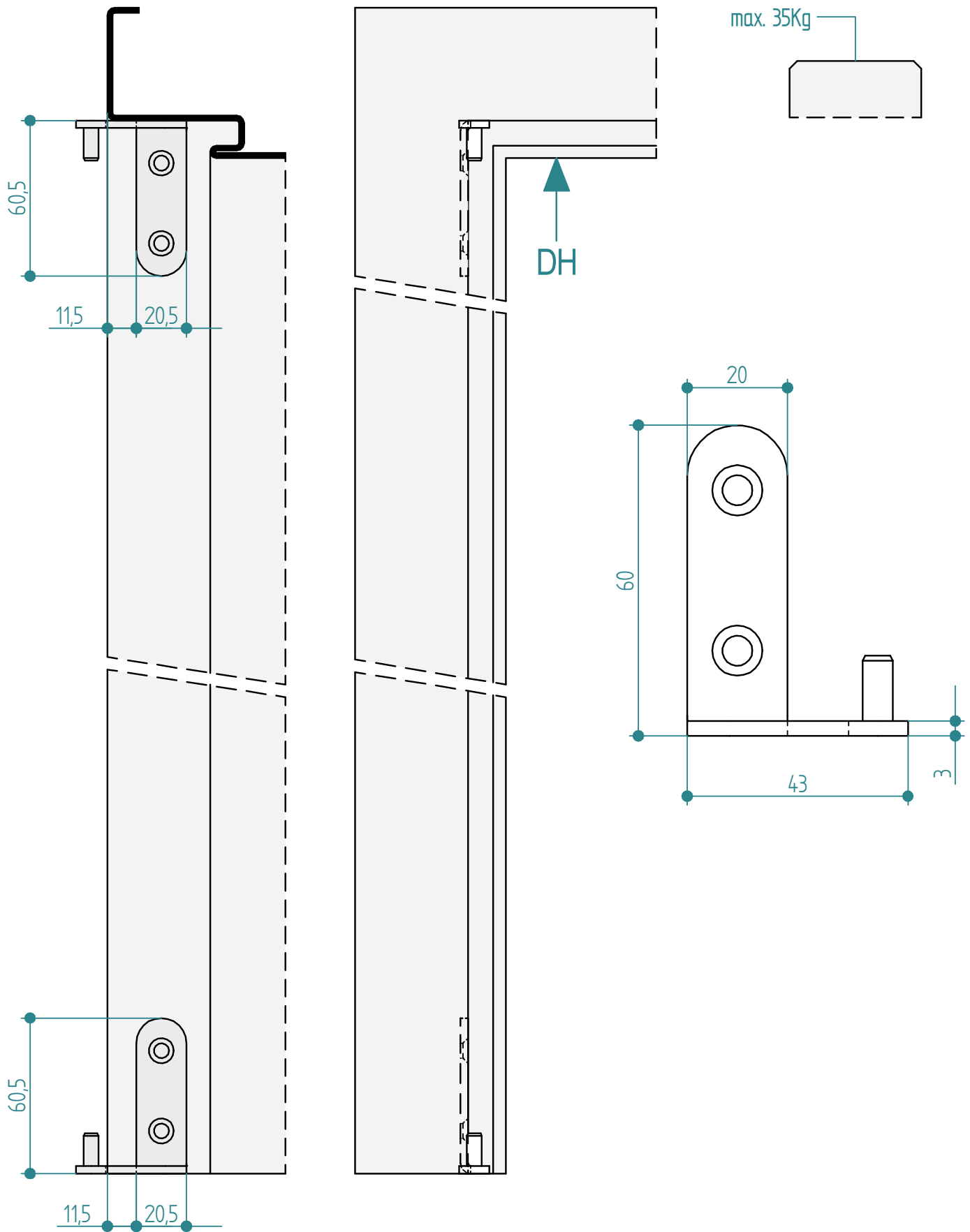


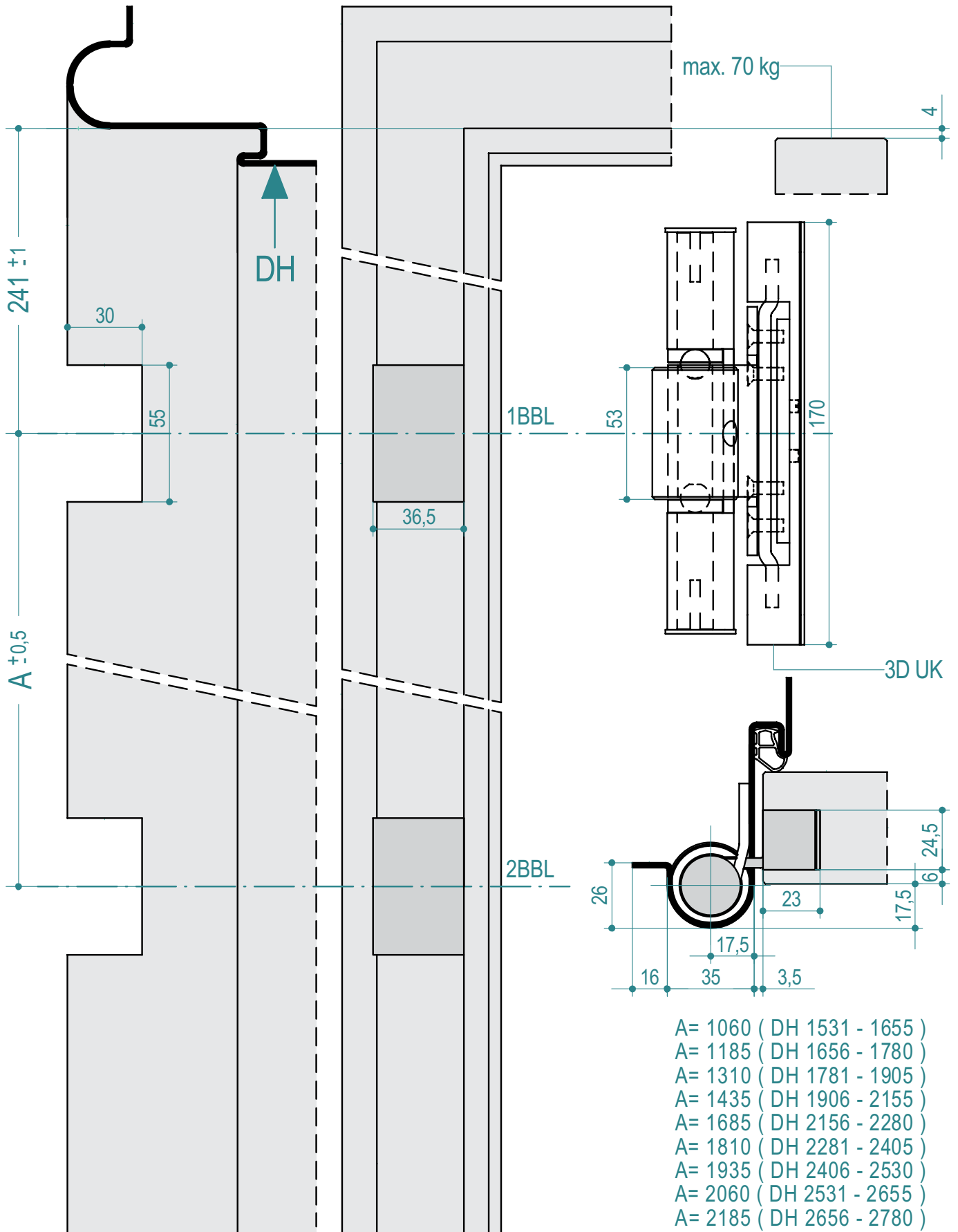
MODEL CIR

SFS INTEC




SFS INTEC CAB-00-02





Ideen ? *idee ?* *ideas ?*





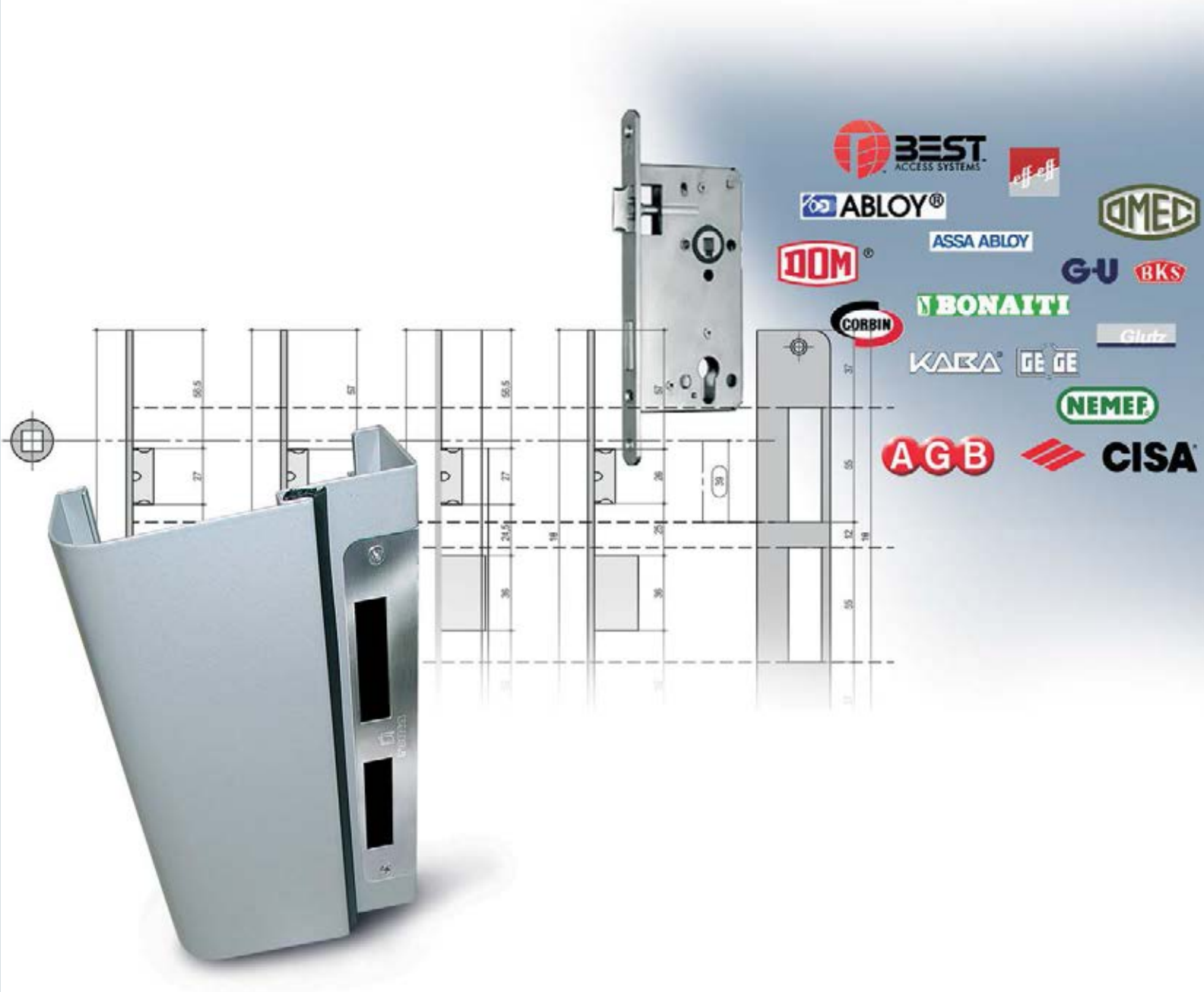
1. Wir über uns/ Referenzen	1. l'azienda / Referenze	1. the company/References
2. Typenübersicht	2. tipologia di casseporte	2. typical frame elevations
3. SPEED 3-teilige Schnellbauzarge	3. SPEED cassaporta in 3-pezzi per montaggio rapido	3. SPEED 3-part frame easy installation
4. S-2 2-teilige Zarge, nicht verstellbar	4. S-2 cassaporta in due pezzi, non regolabile	4. S-2 2-part frame, not adjustable
5. TELESCOP 2-teilige verstellbare Zarge	5. TELESCOP cassaporta regolabile	5. TELESCOP adjustable steel frame
6. SOLID 1-teilige Zarge MW/Mauerwerk 1-teilige Zarge GK/Trockenbauzarge	6. SOLID cassaporta in un pezzo MW/muratura cassaporta in un pezzo GK/parete in cartongesso	6. SOLID 1-part frame MW/concrete wall 1-part frame GK/stud wall
7. CORNER Eckzarge	7. CORNER cassaporta ad angolo	7. CORNER corner frame
8. BLOCK Blockzarge	8. BLOCK cassaporta per montaggio in luce	8. BLOCK frame for fixing flat in the wall
9. THZ Turnhallenzarge	9. THZ telaio speciale per palestra	9. THZ special frame for sport halls
10. DESIGN G-LINE M-LINE	10. DESIGN G-LINE M-LINE	10. DESIGN G-LINE M-LINE
11. F-LINE Fingerschutzzarge	11. F-LINE cassaporta antiinfortunistica	11. F-LINE frame with safety solution
12. DOUBLE ACTING Pendeltürzarge	12. DOUBLE ACTING cassaporta per porta a Ventola	12. DOUBLE ACTING double acting frame
13. SLIDE Schiebetürzarge v.d.W. Schiebetürzarge i.d.N. Schiebetürzarge i.d.W.	13. SLIDE scorrevole esterno parete scorrevole interno nicchia scorrevole interno parete	13. SLIDE sliding door external wall sliding door - in wall niche sliding door - internal wall
14. E-MOTION Drehschiebetür	14. E-MOTION porta rototraslante	14. E-MOTION rototraslation door system
15. Verglasungsrahmen/ Ganzglastür	15. telai per vetrate/ casseporte per porte in cristallo	15. steel frames for glazing/ steel frame for glass doors
16. Sonderelemente	16. elementi speciali	16. special frame elevations
17. Kämpferprofile/ Glashalteleisten	17. profili trasversi/ listelli fermavetro	17. transom bars/ glazing beads
18. Anwendungen/Optionals	18. applicazioni/optionals	18. applications/optionals
19. Bandsysteme	19. sistemi di cerniere	19. hinge systems
20. Schlosssysteme und Verriegelungen	20. sistemi di serrature e chiusure speciali	20. lock and access systems
21. OTS / ITS	21. OTS / ITS	21. OTS / ITS
22. Oberfläche und Materialien	22. Materiali e superfici	22. materials and surfaces
23. Allgemeine Informationen	23. informazioni tecniche generali	23. general technical informations

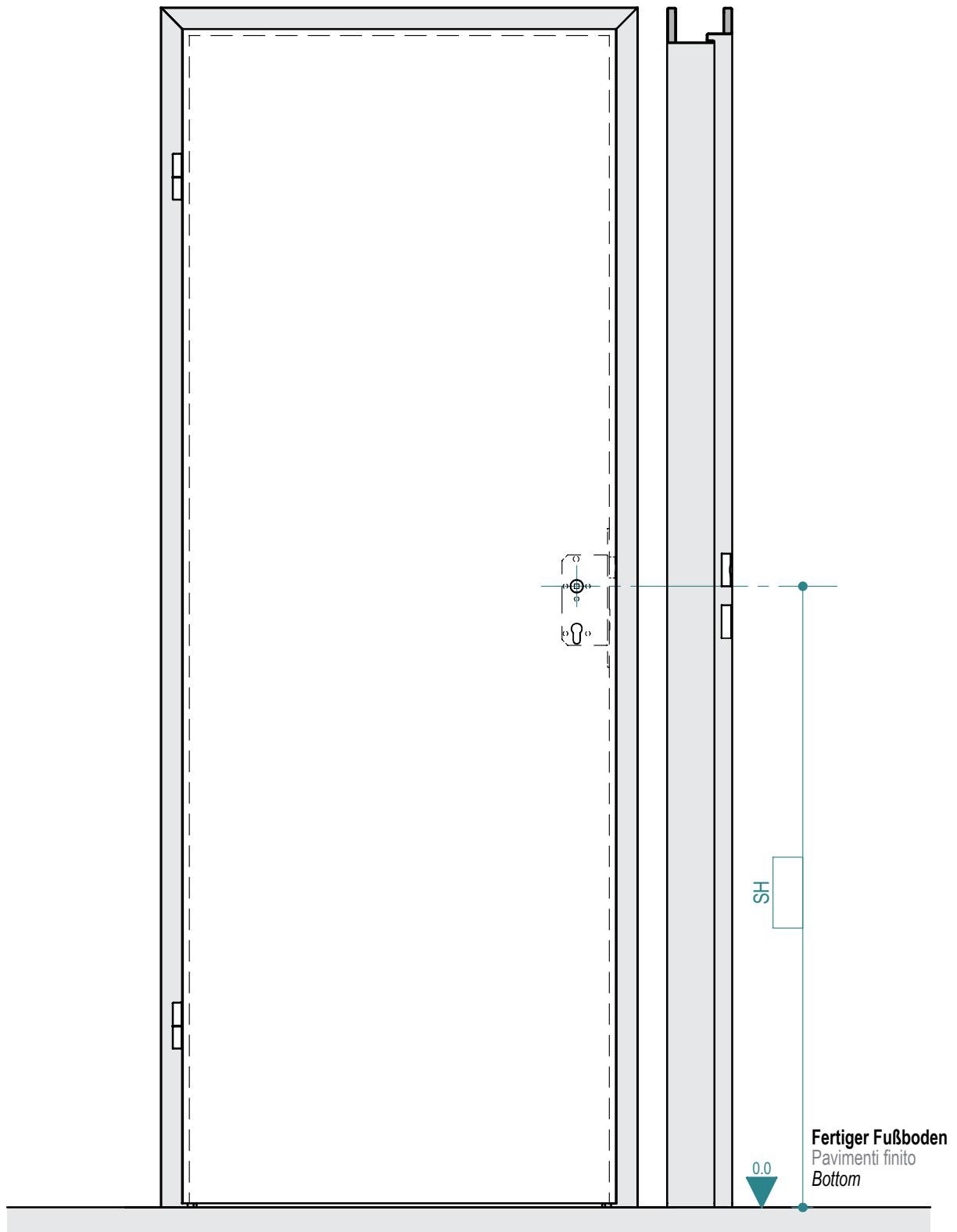
Via stazione 22/A, I-39035 Monguefio (BZ)
Tel. +39 0474 947 200, Fax 947 299
www.rema-online.it E-mail info@rema-online.it

rema Stahlzargen sind vorgerichtet, um die meisten handelsüblichen Schlösser aufnehmen zu können. Natürlich können rema Zargen für Elektro-Schließbleche, Obertürschliesser, Dreipunkt-Schlösser sowie viele andere Schließsysteme vorgerichtet werden.

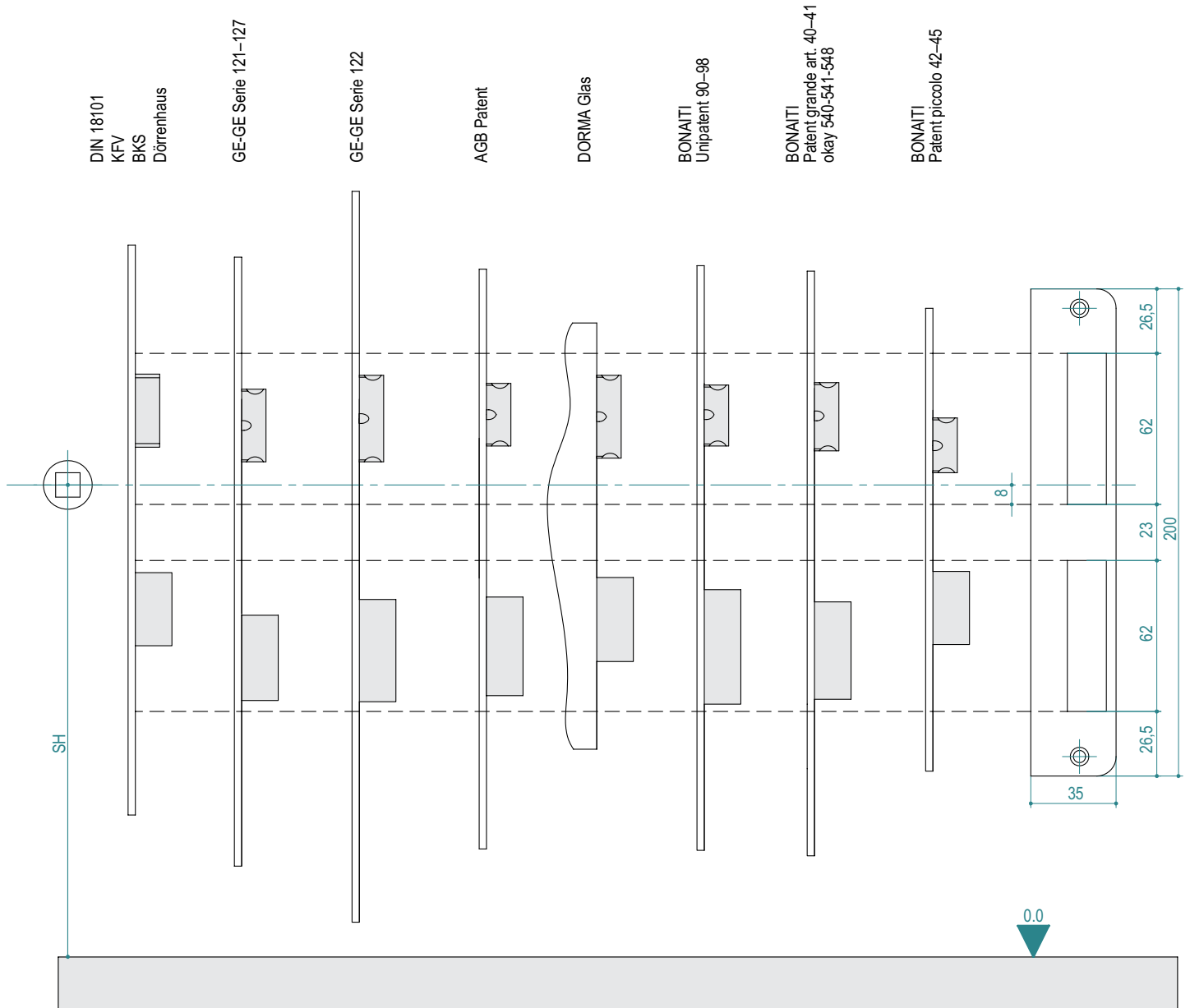
Casseporte rema sono predisposte con incontro serratura universale adatto per la gran parte di serrature. Naturalmente casseporte rema possono essere predisposte per incontri elettrici, chiudiporta aereo, serratura a tre punti ecc.

rema universal strike plates are suited for most used international lock systems. Of course rema steel frames can be prepared for electric-strikes, doors closers, 3 point locks and other access systems.





Via stazione 22/A, I-39035 Monguefio (BZ)
 Tel. +39 0474 947 200, Fax 947 299
 www.rema-online.it E-mail info@rema-online.it



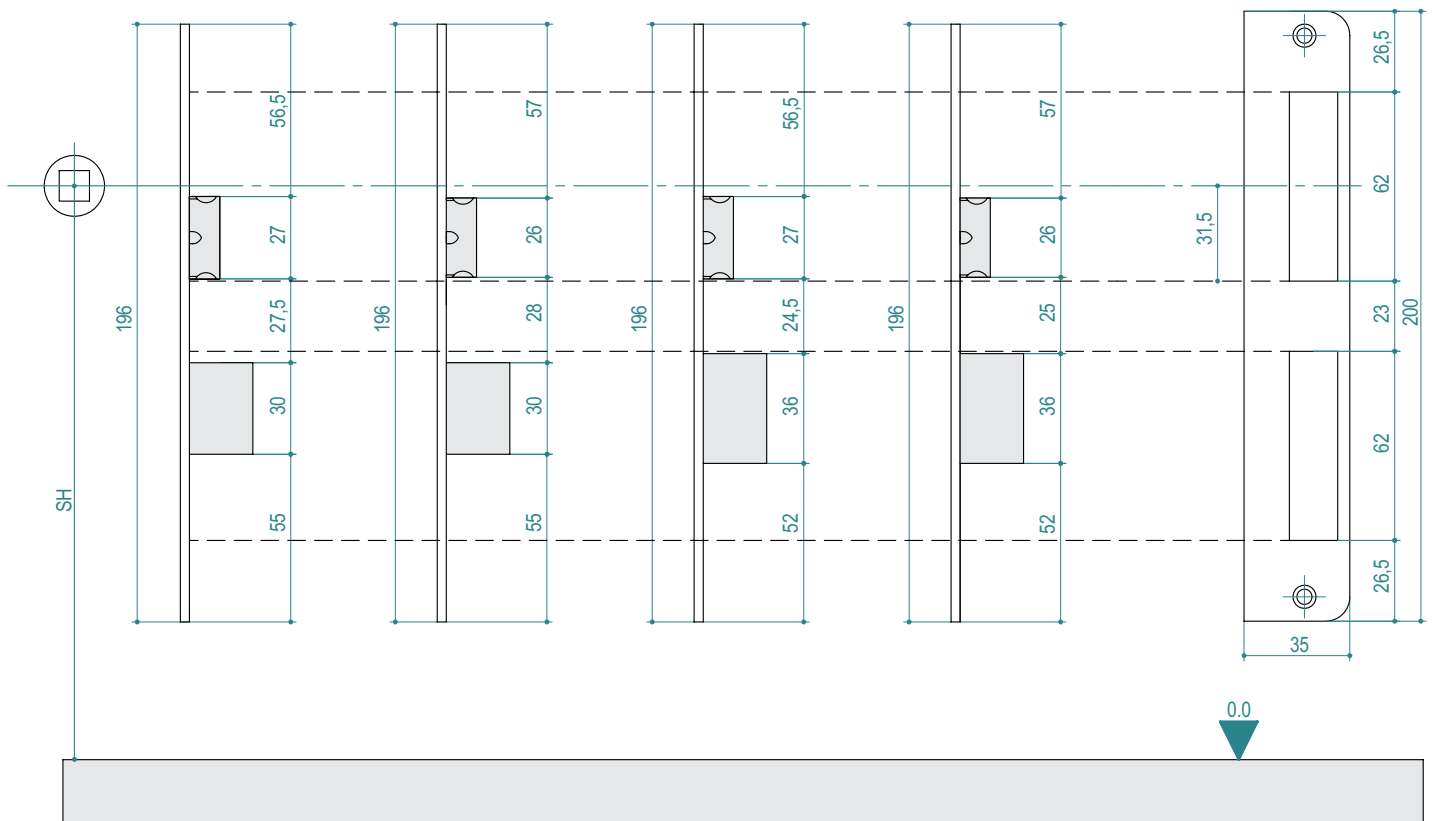
Via stazione 22/A, I-39035 Monguefio (BZ)
 Tel. +39 0474 947 200, Fax 947 299
 www.rema-online.it E-mail info@rema-online.it

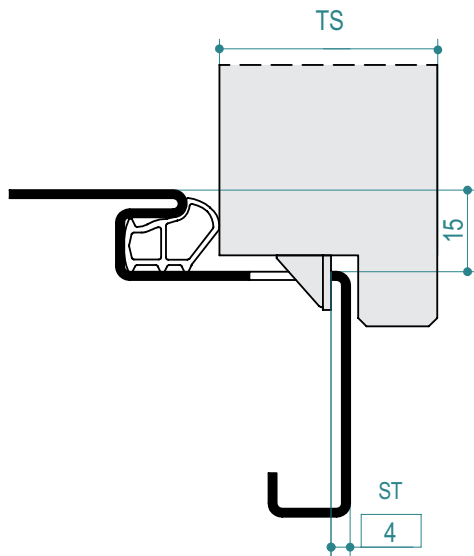
Cod. (AGB)
 B 01002
 B 01004
 B 01006
 B 01008

Cod. (AGB)
 B 01001
 B 01003
 B 01005
 B 01007

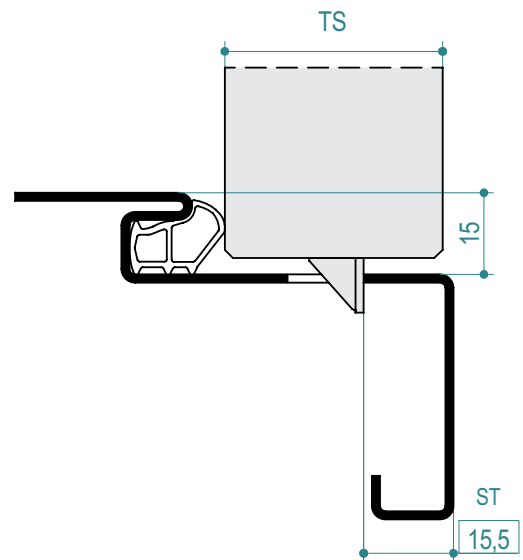
Cod. (AGB)
 B 01025

Cod. (AGB)
 B 01024
 B 01027

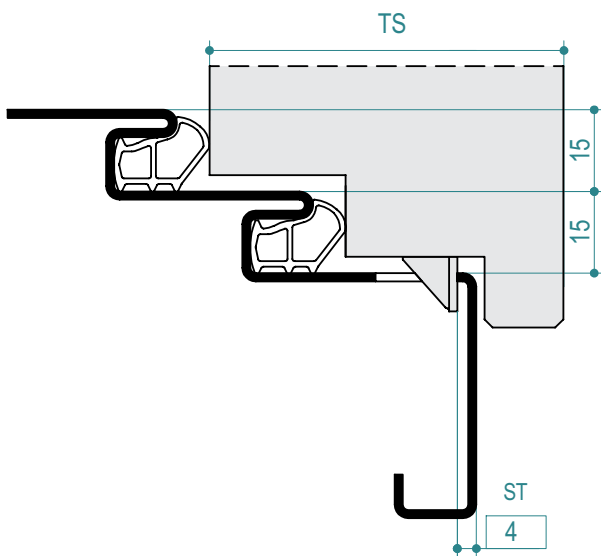




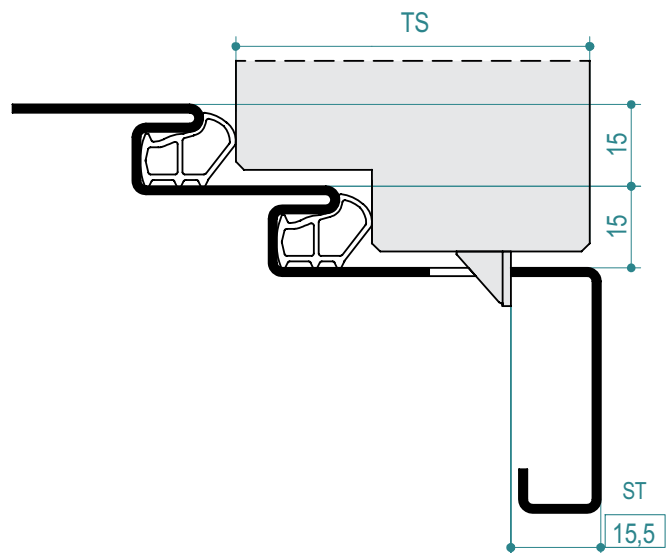
Schloßposition; einfach gefälzte Tür
 posizionamento per porta con battuta
 lock position for rebated door



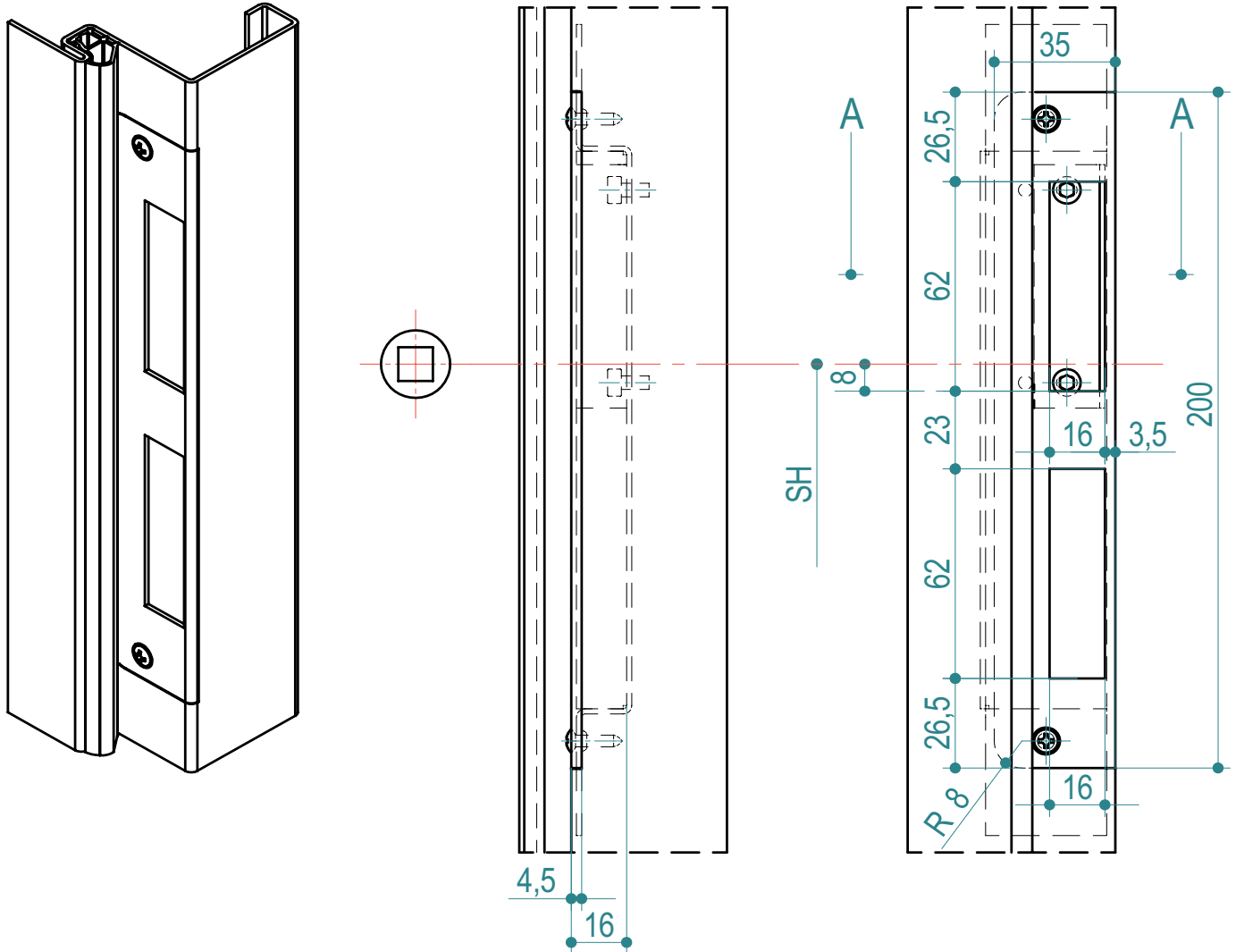
Schloßposition für stumpfe Tür
 posizionamento per porta a filo senza battuta
 lock position for flush door



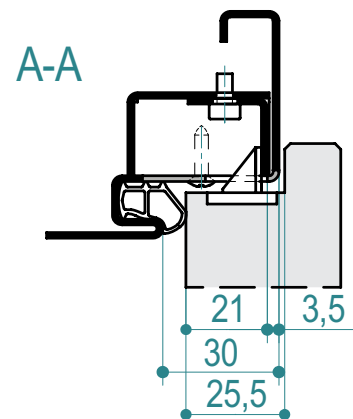
Schloßposition für Doppelfalz Tür
 Posizionamento per porta a doppia battuta
 Lock position for double rebated door

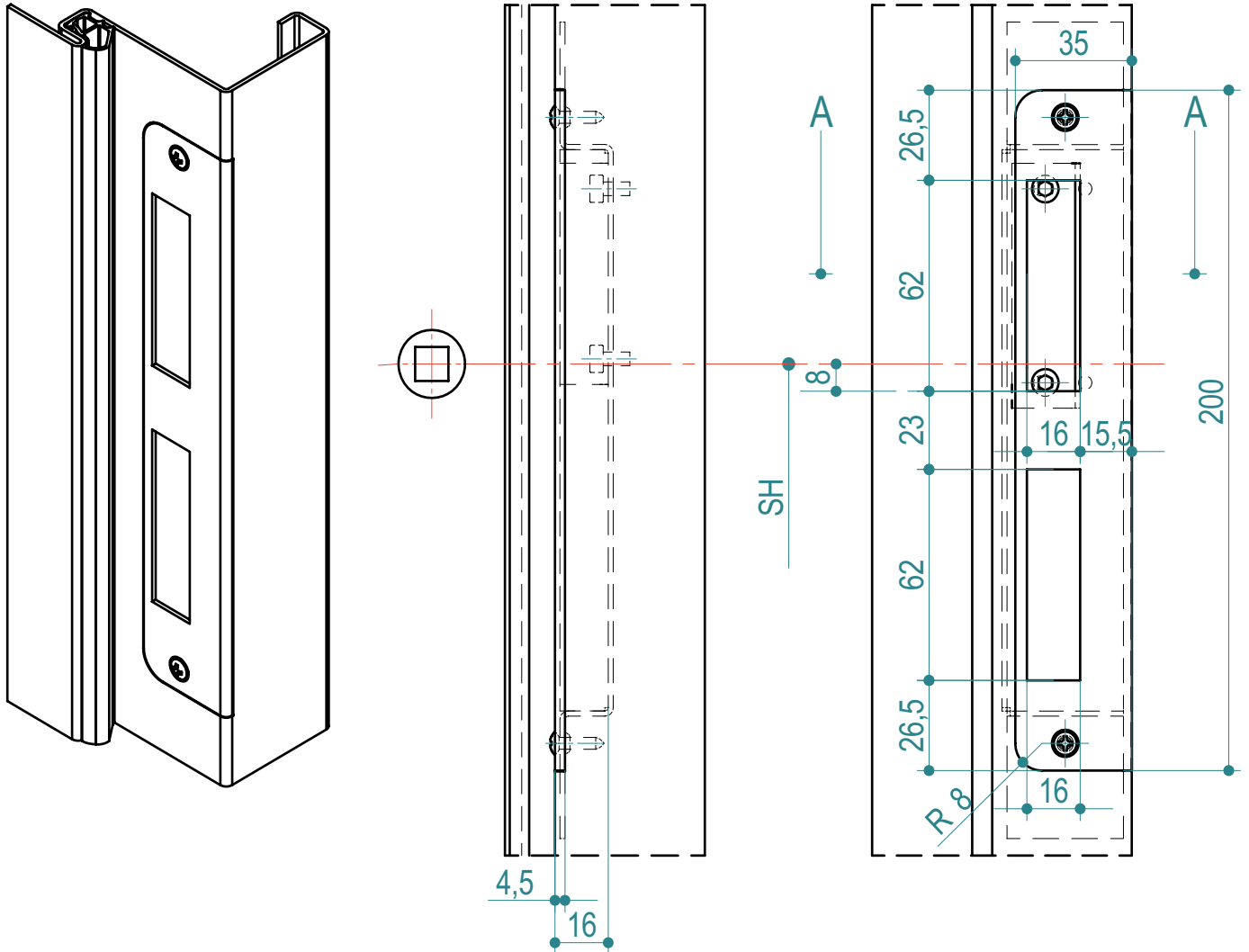


Schloßposition für stumpf gefälzte Tür
 Posizionamento per porta a filo con battuta
 Lock posizione for flush rebated door

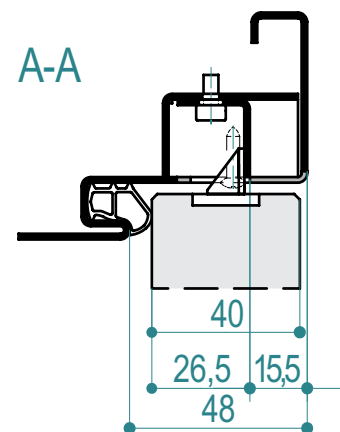


Standard-Verstellbereich 3,5 - 6mm
regolazione standard: 3,5 - 6mm
adjustment standard: 3,5 - 6mm

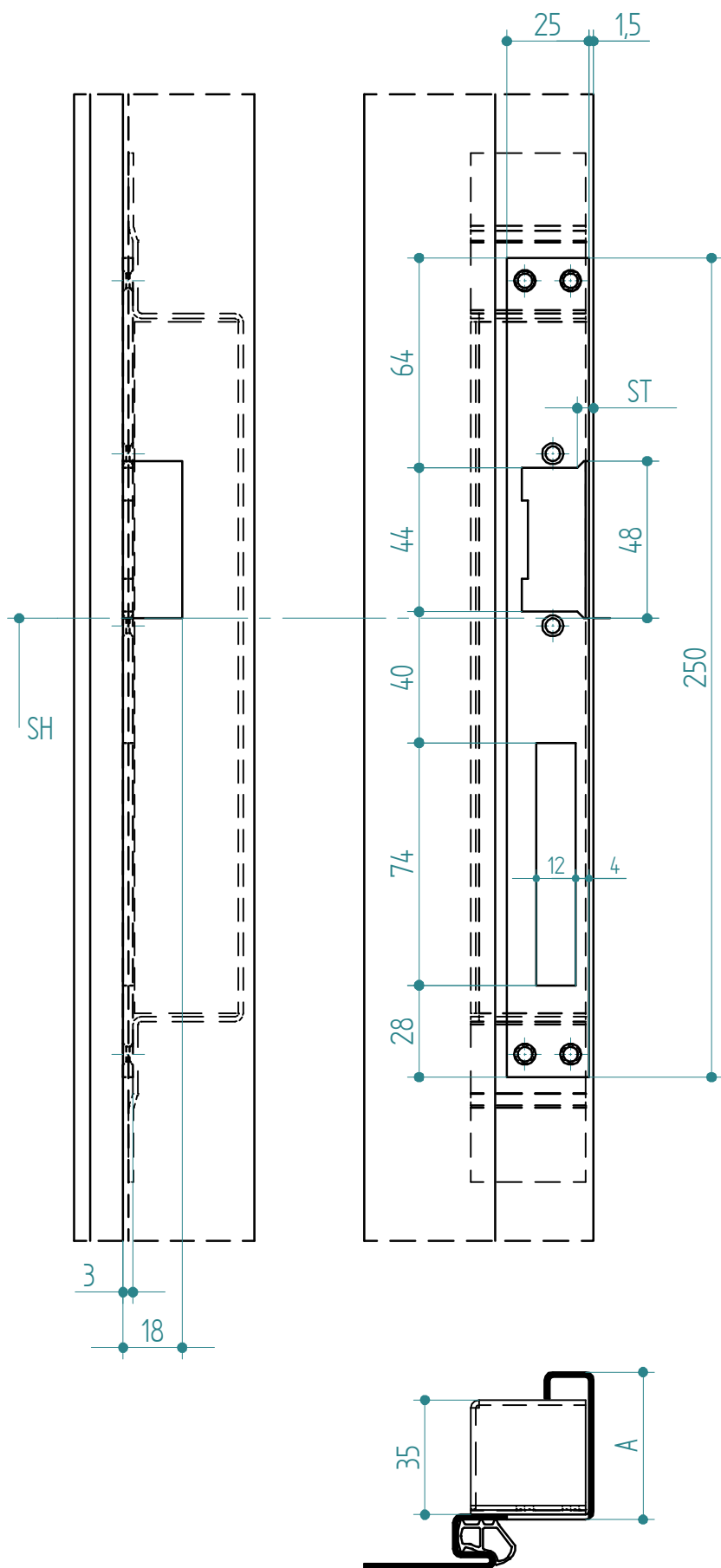


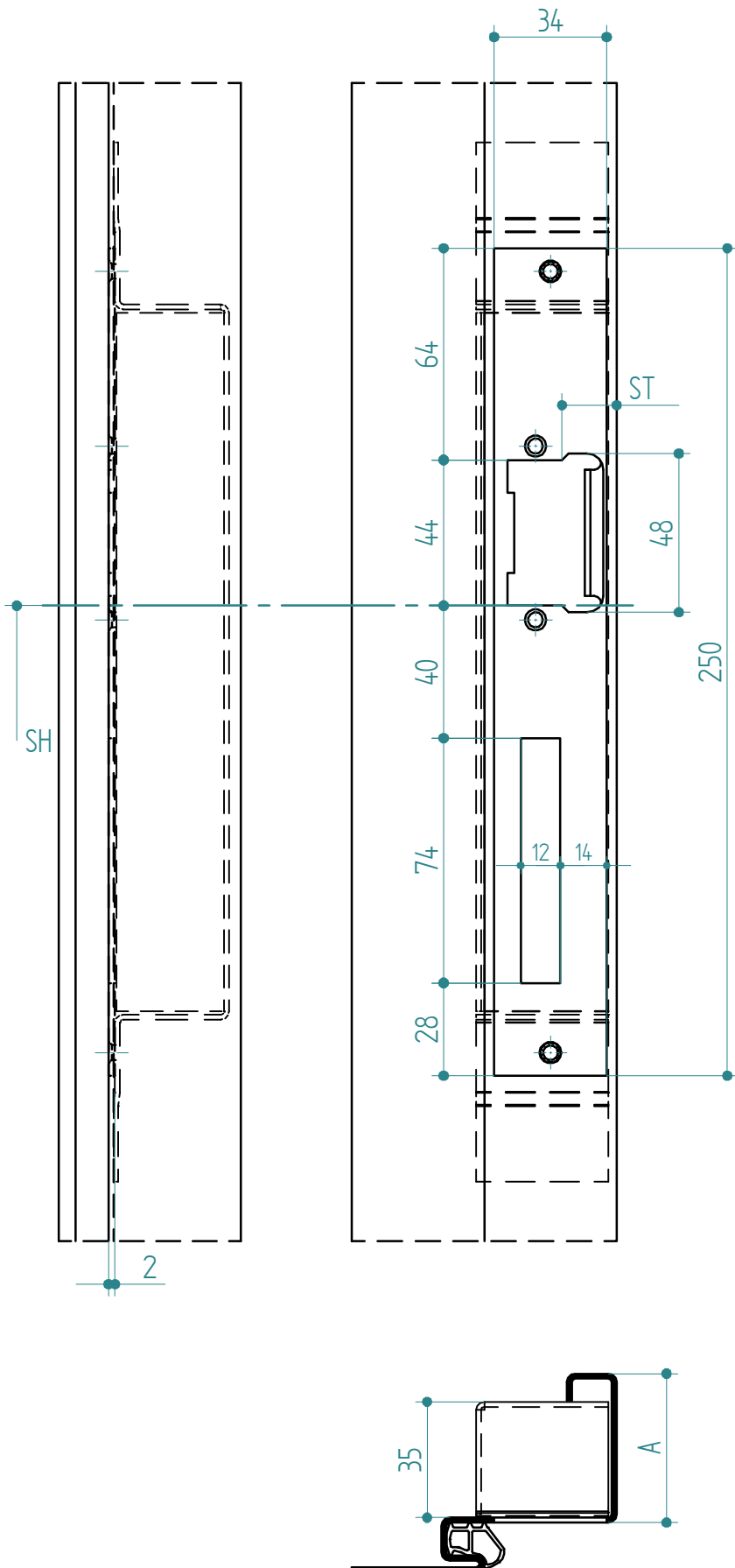


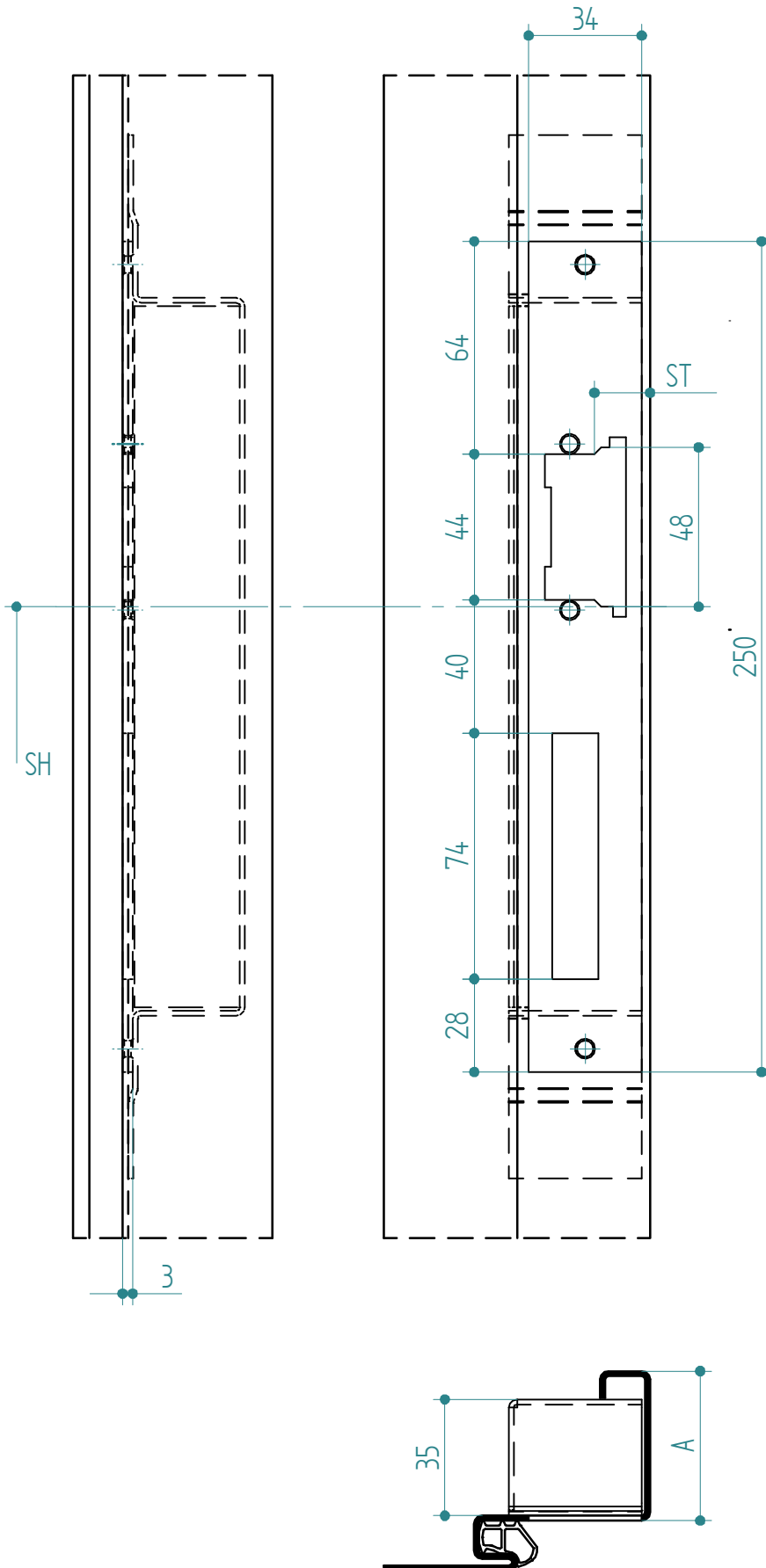
Standard-Verstellbereich 15,5 - 18,5mm
regolazione standard: 15,5 - 18,5mm
adjustment standard: 15,5 - 18,5mm

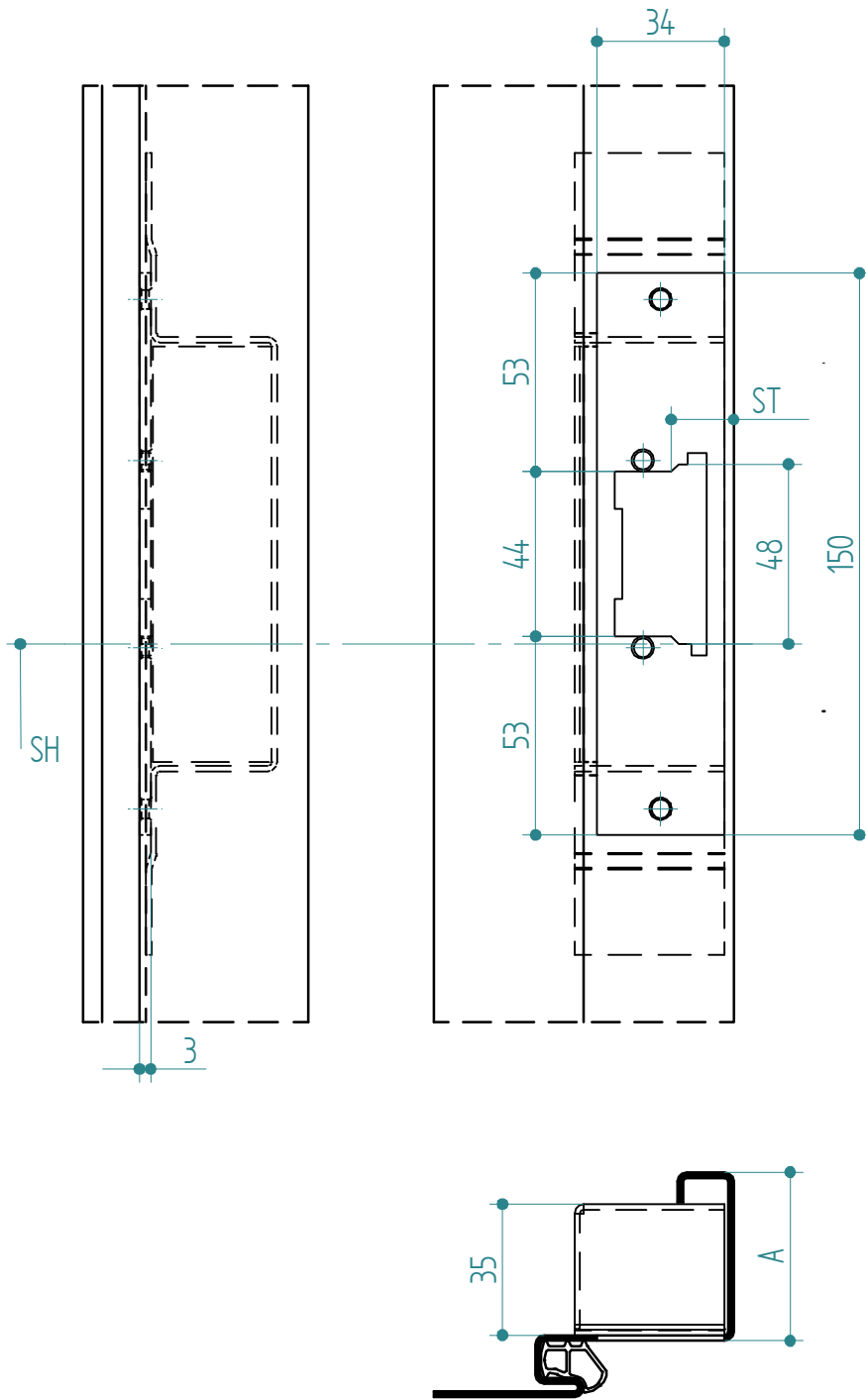


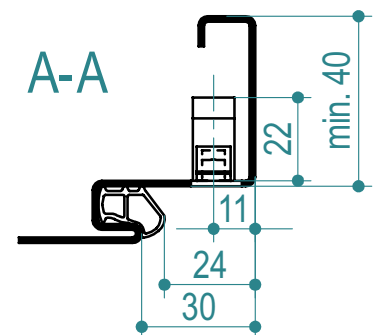
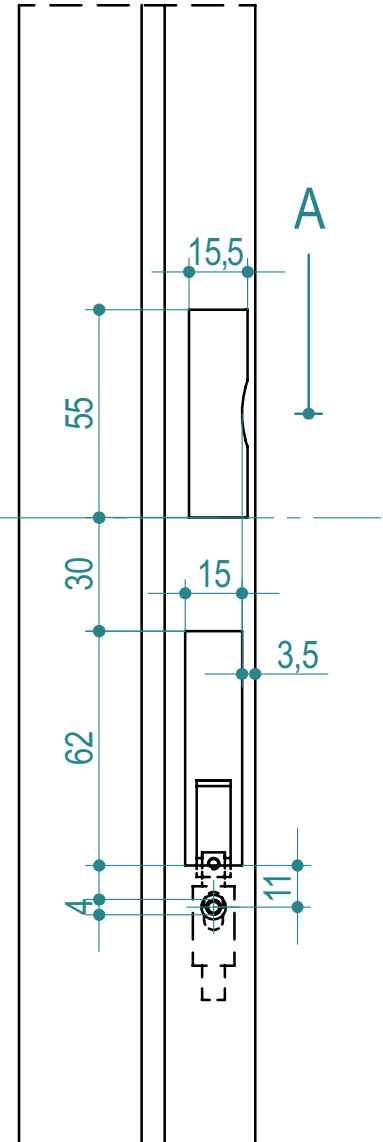
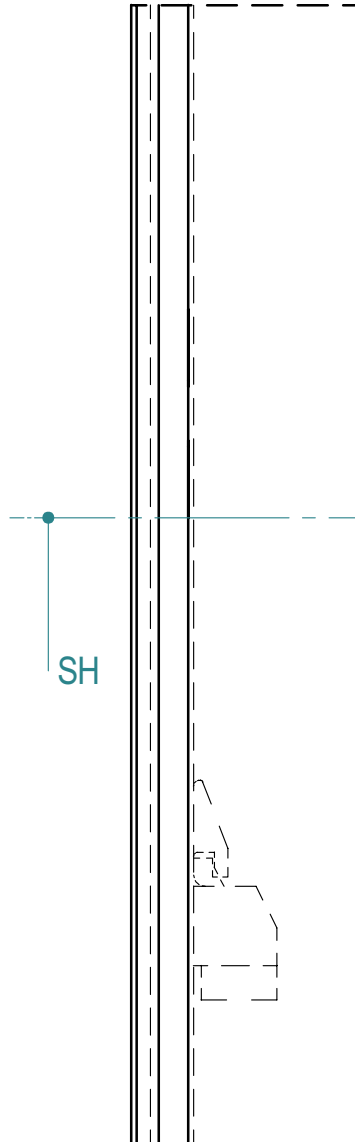
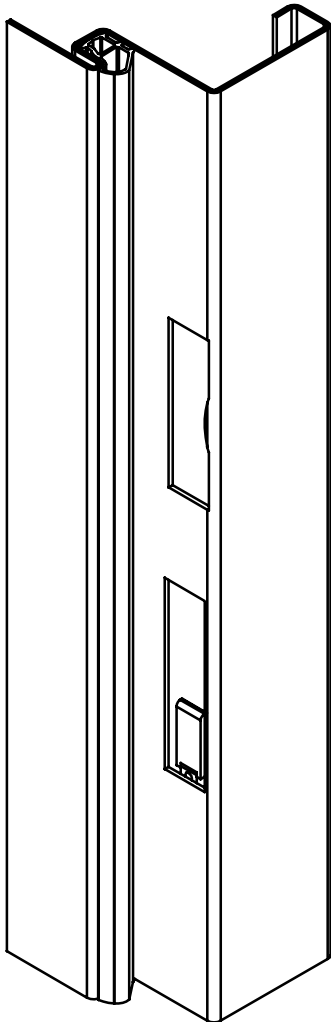
Via stazione 22/A, I-39035 Mongueifo (BZ)
 Tel. +39 0474 947 200, Fax 947 299
 www.rema-online.it E-mail info@rema-online.it

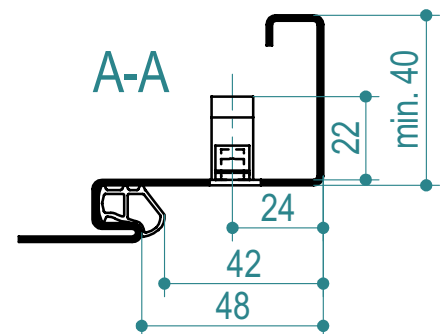
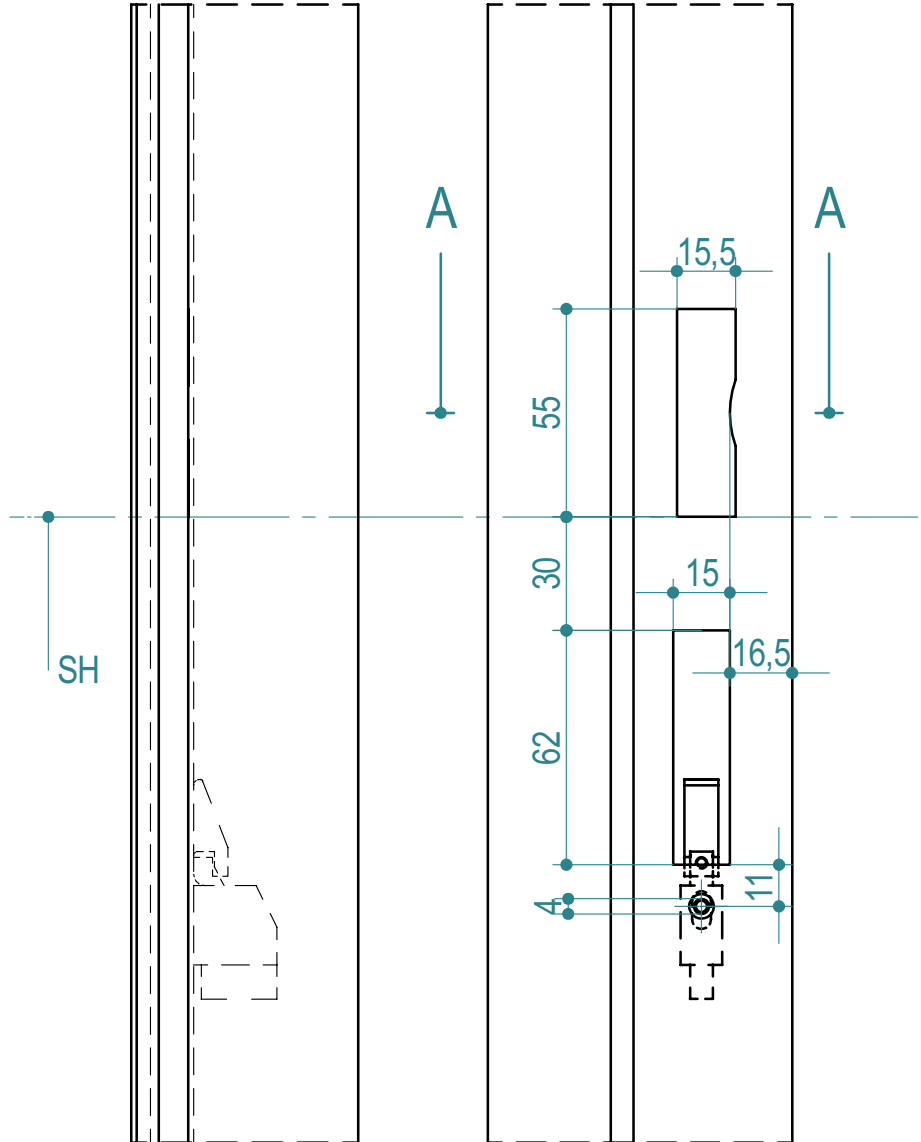
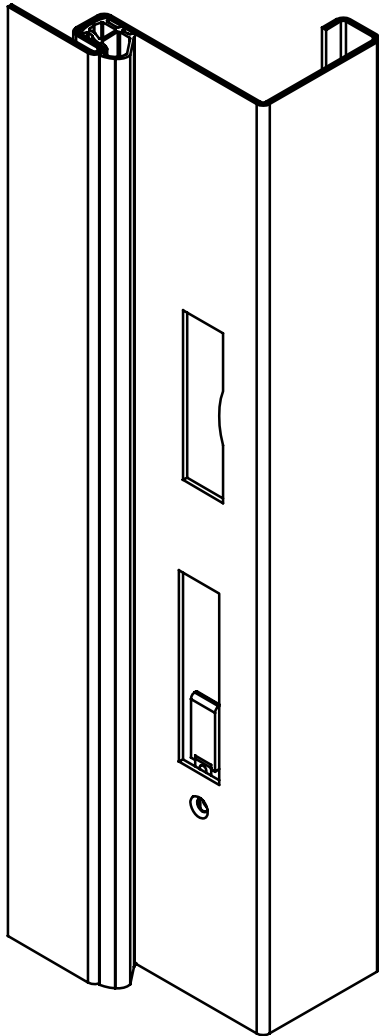


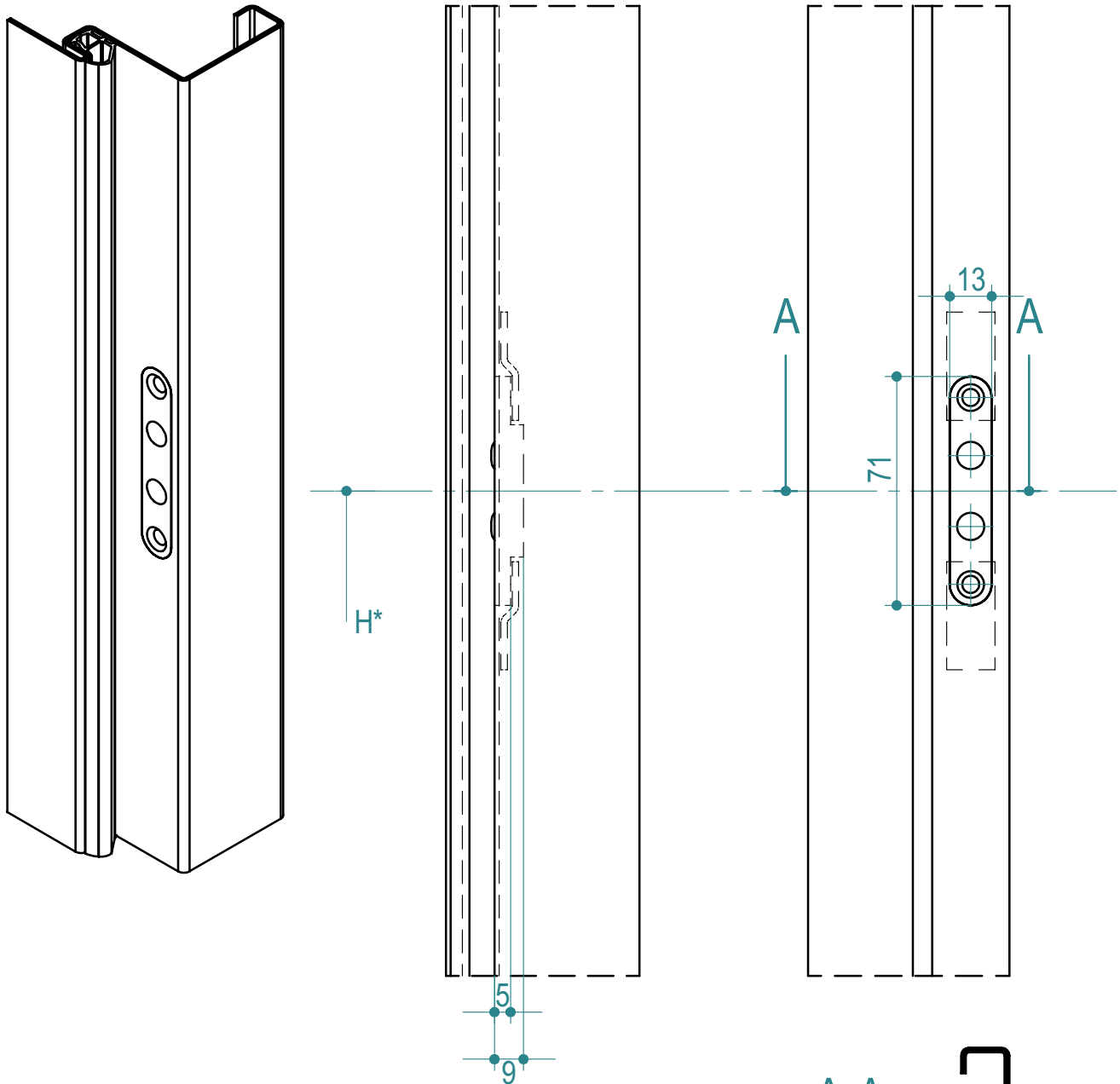




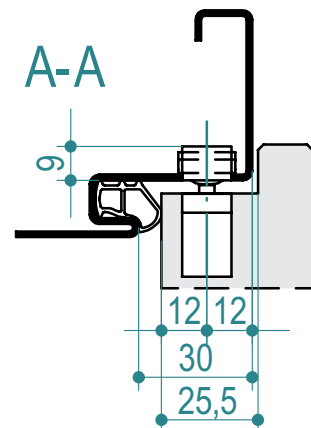


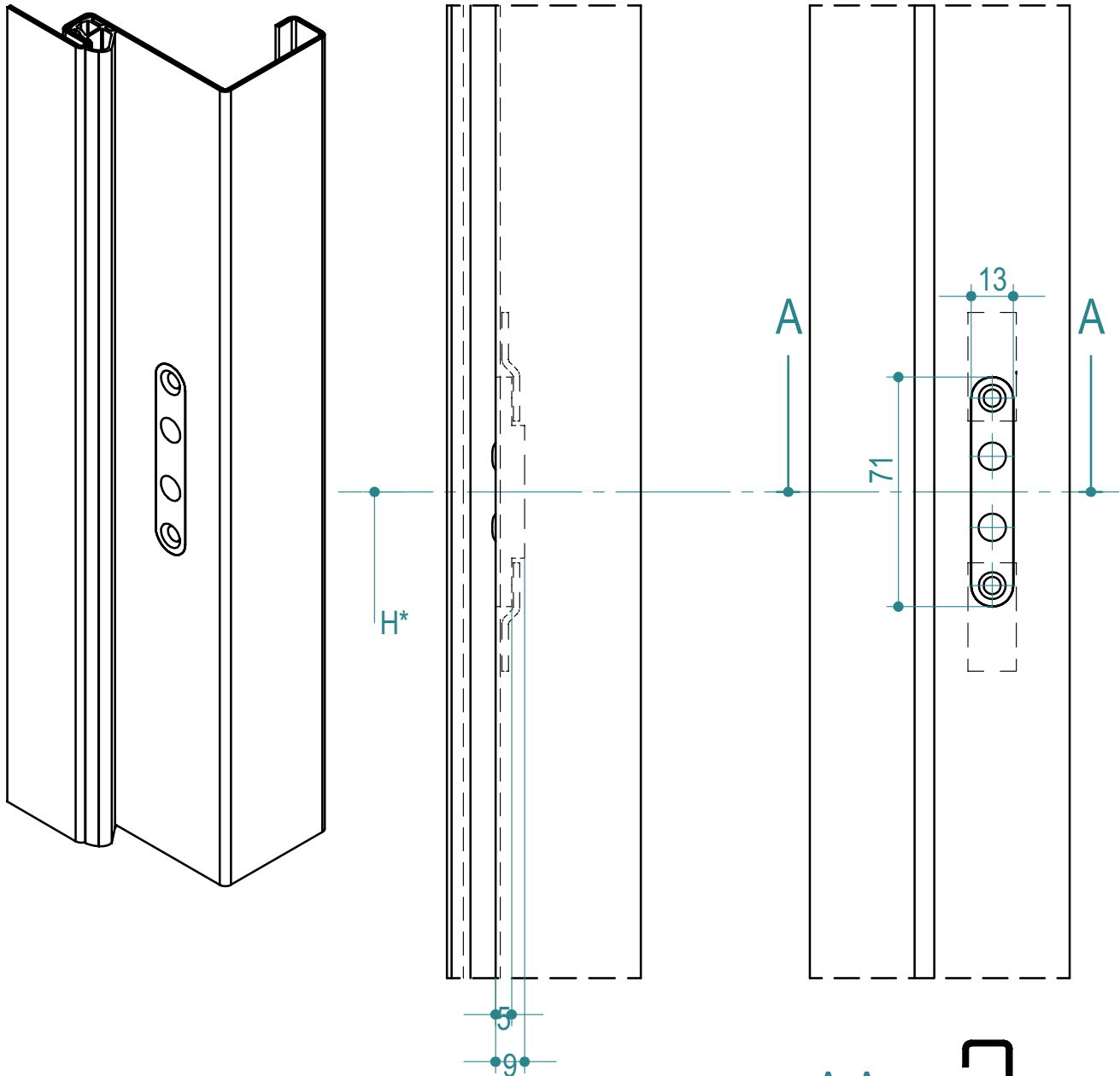




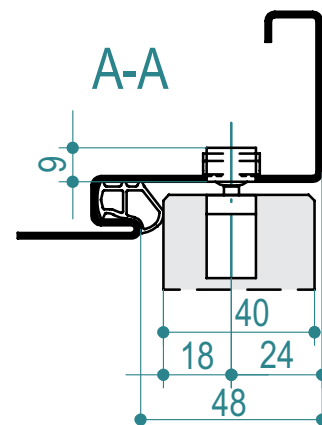


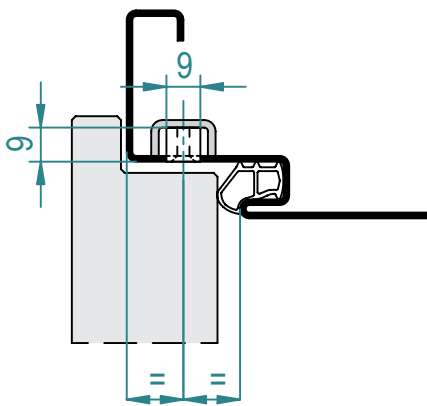
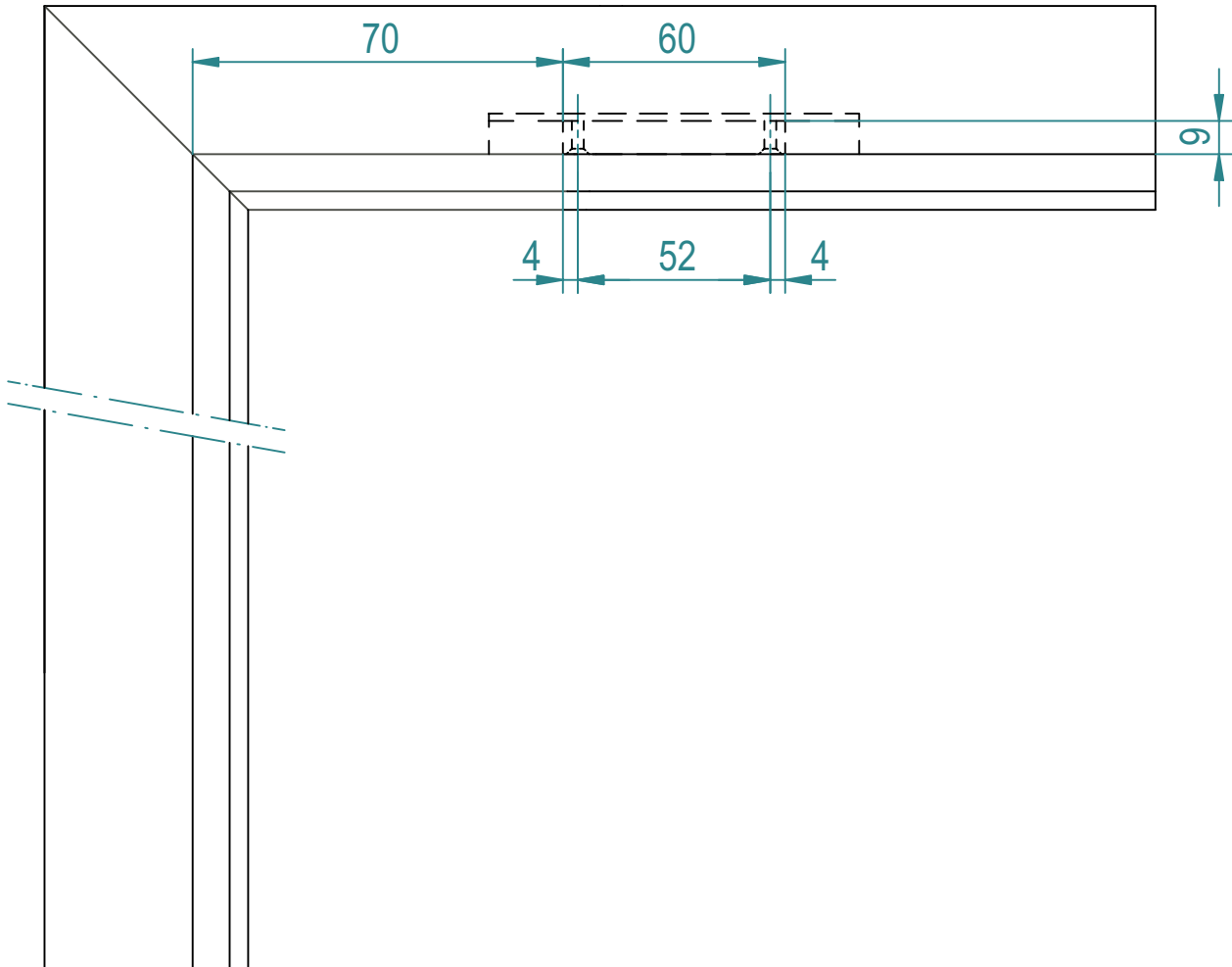
wichtig: bei Bestellung Position H*=.....mm angeben
 importante: indicare posizionamento H*=.....mm
 important: indicate the position when ordering H*=mm



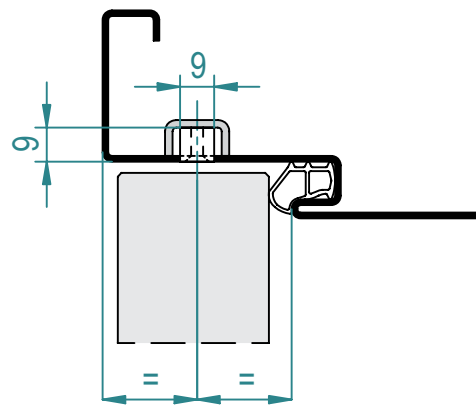


wichtig: bei Bestellung Position $H^* = \dots$ mm angeben
 importante: indicare posizionamento $H^* = \dots$ mm
 important: indicate the position when ordering $H^* = \dots$ mm

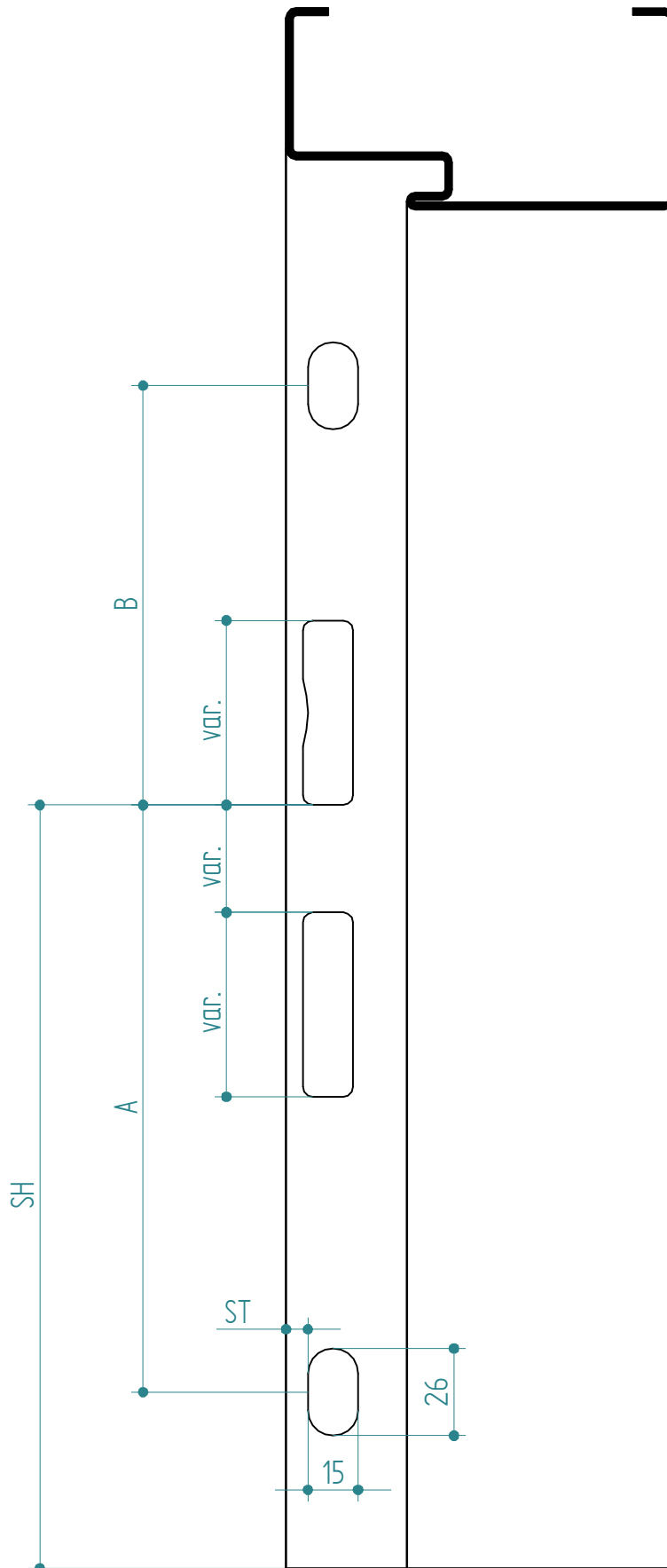




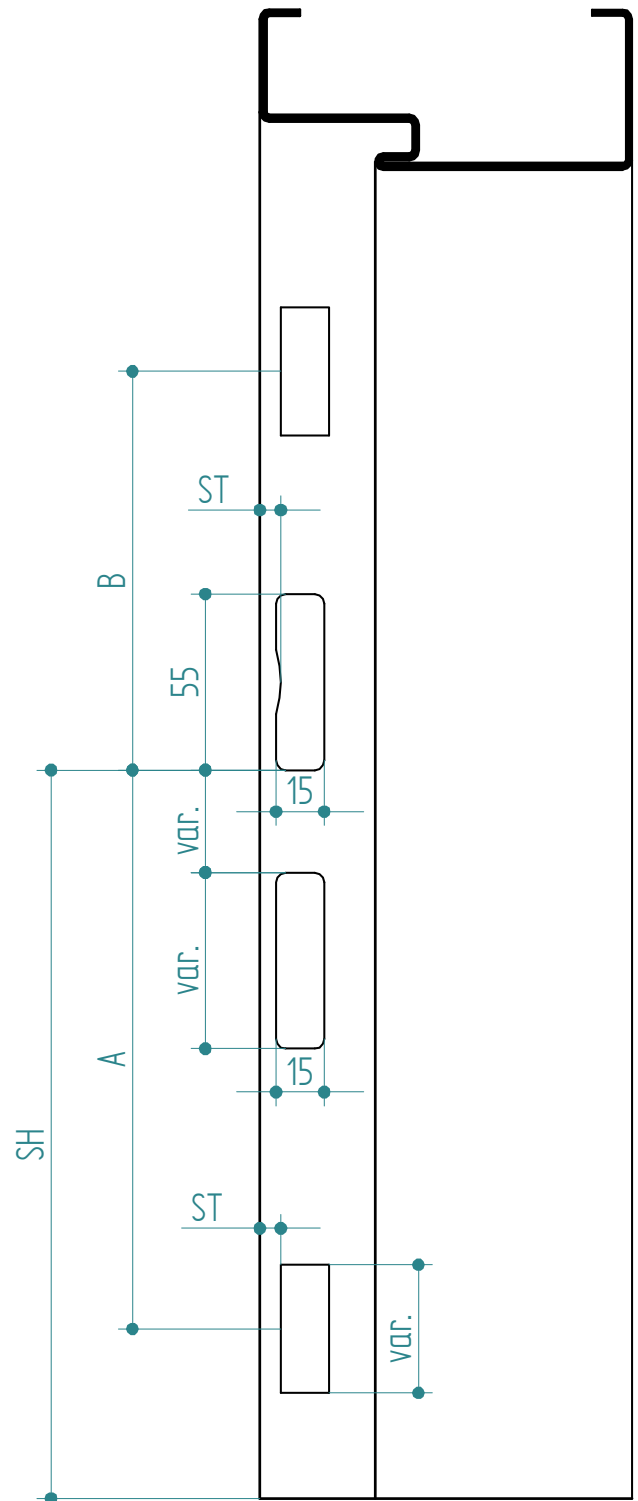
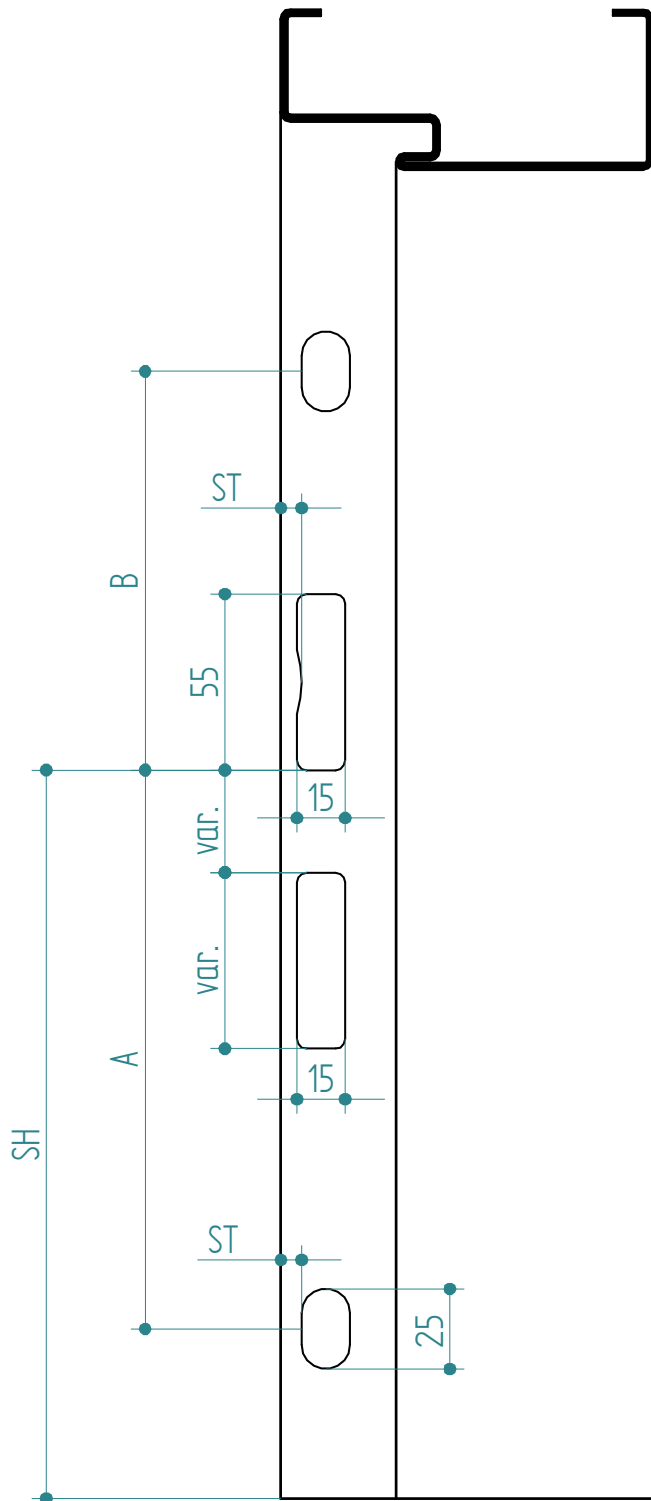
gefälztes Türblatt
 porta con battuta
 rebated door

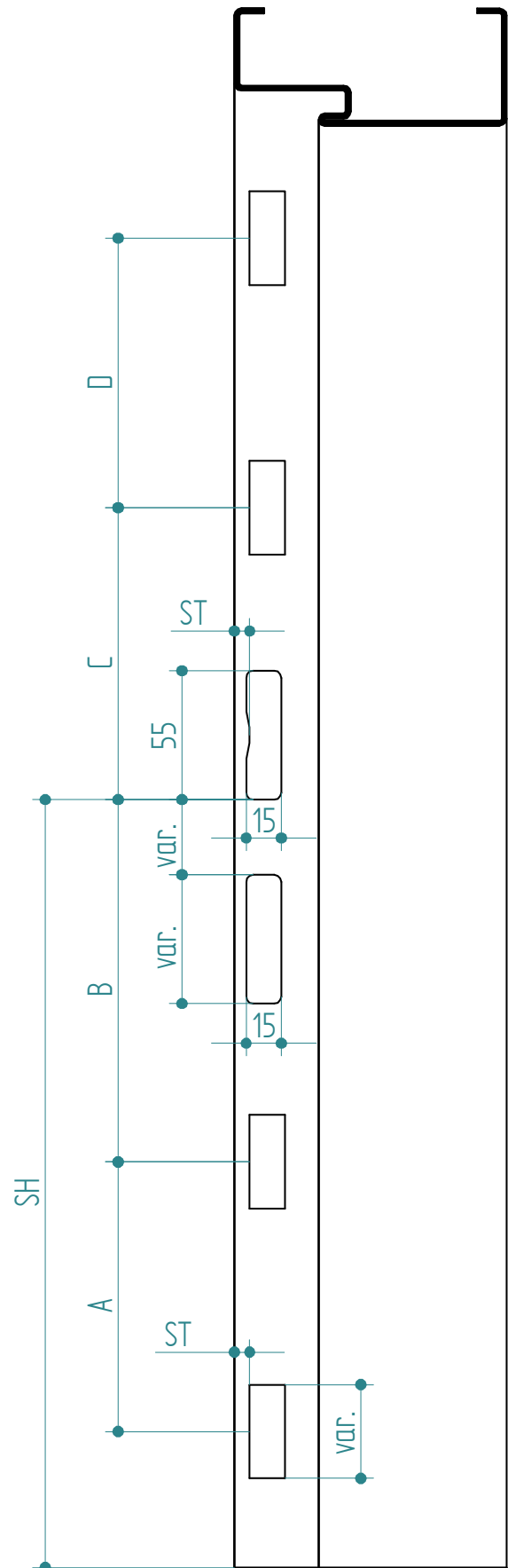
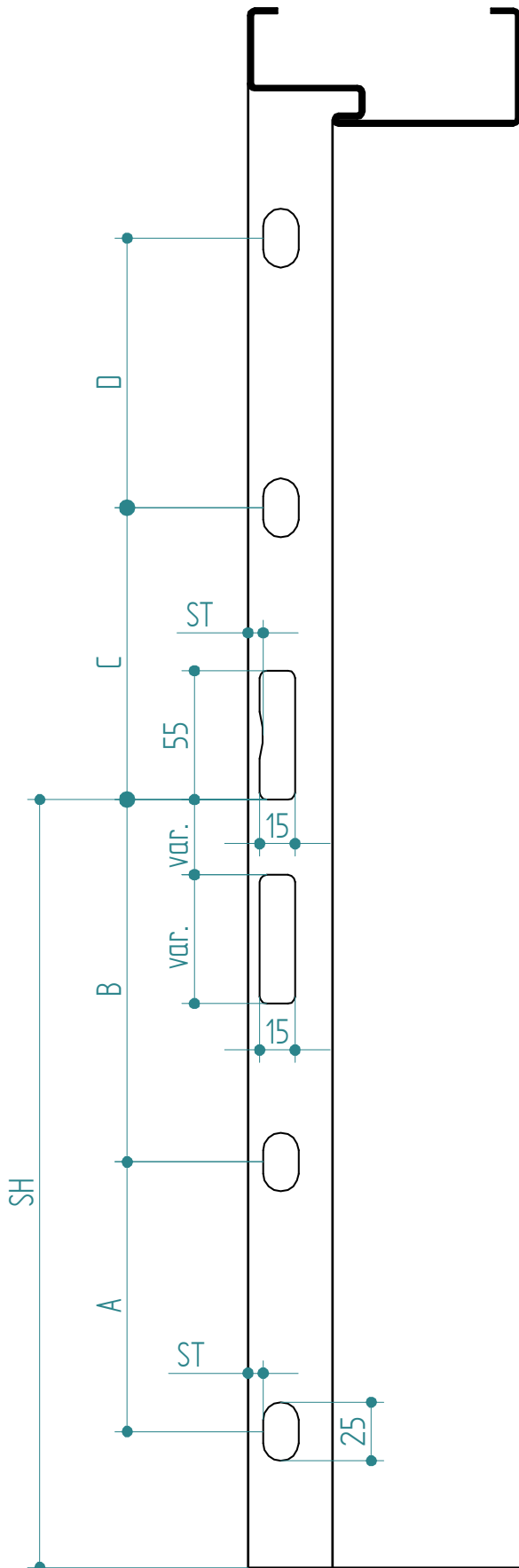


stumpfes Türblatt
 porta a filo senza battuta
 flush door



Via stazione 22/A, I-39035 Monguelfo (BZ)
 Tel. +39 0474 947 200, Fax 947 299
 www.rema-online.it E-mail info@rema-online.it






Ideen?

idee?

ideas?





1. Wir über uns/ Referenzen
2. Typenübersicht
3. SPEED
3-teilige Schnellbauzarge
4. S-2
2-teilige Zarge, nicht verstellbar
5. TELESCOP
2-teilige verstellbare Zarge
6. SOLID
1-teilige Zarge MW/Mauerwerk
1-teilige Zarge GK/Trockenbauzarge
7. CORNER
Eckzarge
8. BLOCK
Blockzarge
9. THZ
Turnhallenzarge
10. DESIGN
G-LINE
M-LINE
11. F-LINE
Fingerschutzzarge
12. DOUBLE ACTING
Pendeltürzarge
13. SLIDE
Schiebetürzarge v.d.W.
Schiebetürzarge i.d.N.
Schiebetürzarge i.d.W.
14. E-MOTION
Drehschiebetür
15. Verglasungsrahmen/
Ganzglastür
16. Sonderelemente
17. Kämpferprofile/
Glashalteleisten
18. Anwendungen/Optionals
19. Bandsysteme
20. Schlosssysteme
und Verriegelungen



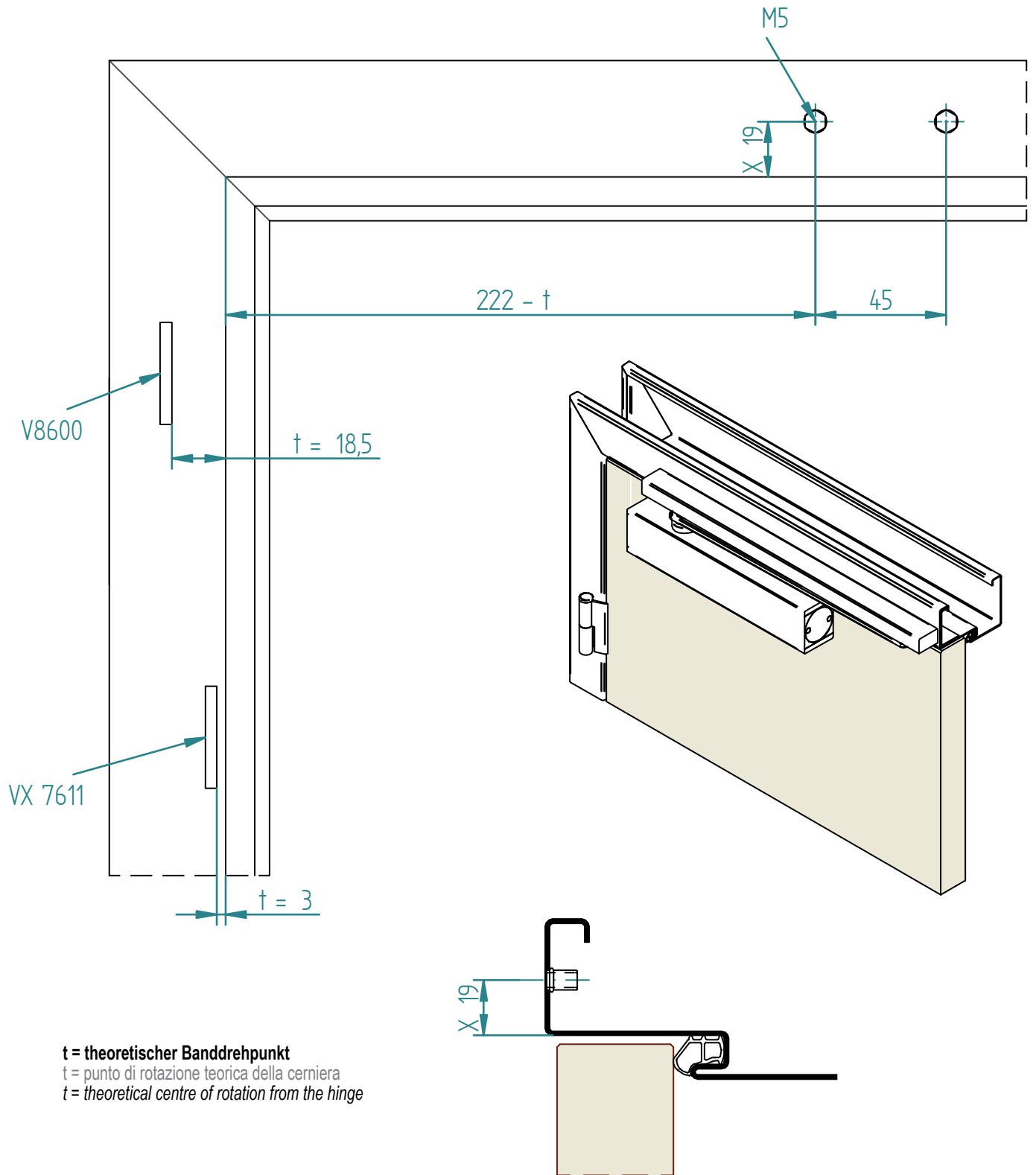
1. l'azienda / Referenze
2. tipologia di casseporte
3. SPEED
cassaporta in 3-pezzi per montaggio rapido
4. S-2
cassaporta in due pezzi, non regolabile
5. TELESCOP
cassaporta regolabile
6. SOLID
cassaporta in un pezzo MW/muratura
cassaporta in un pezzo GK/parete in cartongesso
7. CORNER
cassaporta ad angolo
8. BLOCK
cassaporta per montaggio in luce
9. THZ
telaio speciale per palestra
10. DESIGN
G-LINE
M-LINE
11. F-LINE
cassaporta antiinfortunistica
12. DOUBLE ACTING
cassaporta per porta a Ventola
13. SLIDE
scorrevole esterno parete
scorrevole interno nicchia
scorrevole interno parete
14. E-MOTION
porta rototraslante
15. telai per vetrate/
casseporte per porte in cristallo
16. elementi speciali
17. profili trasversi/
listelli fermavetro
18. applicazioni/optionals
19. sistemi di cerniere
20. sistemi di serrature e
chiusure speciali

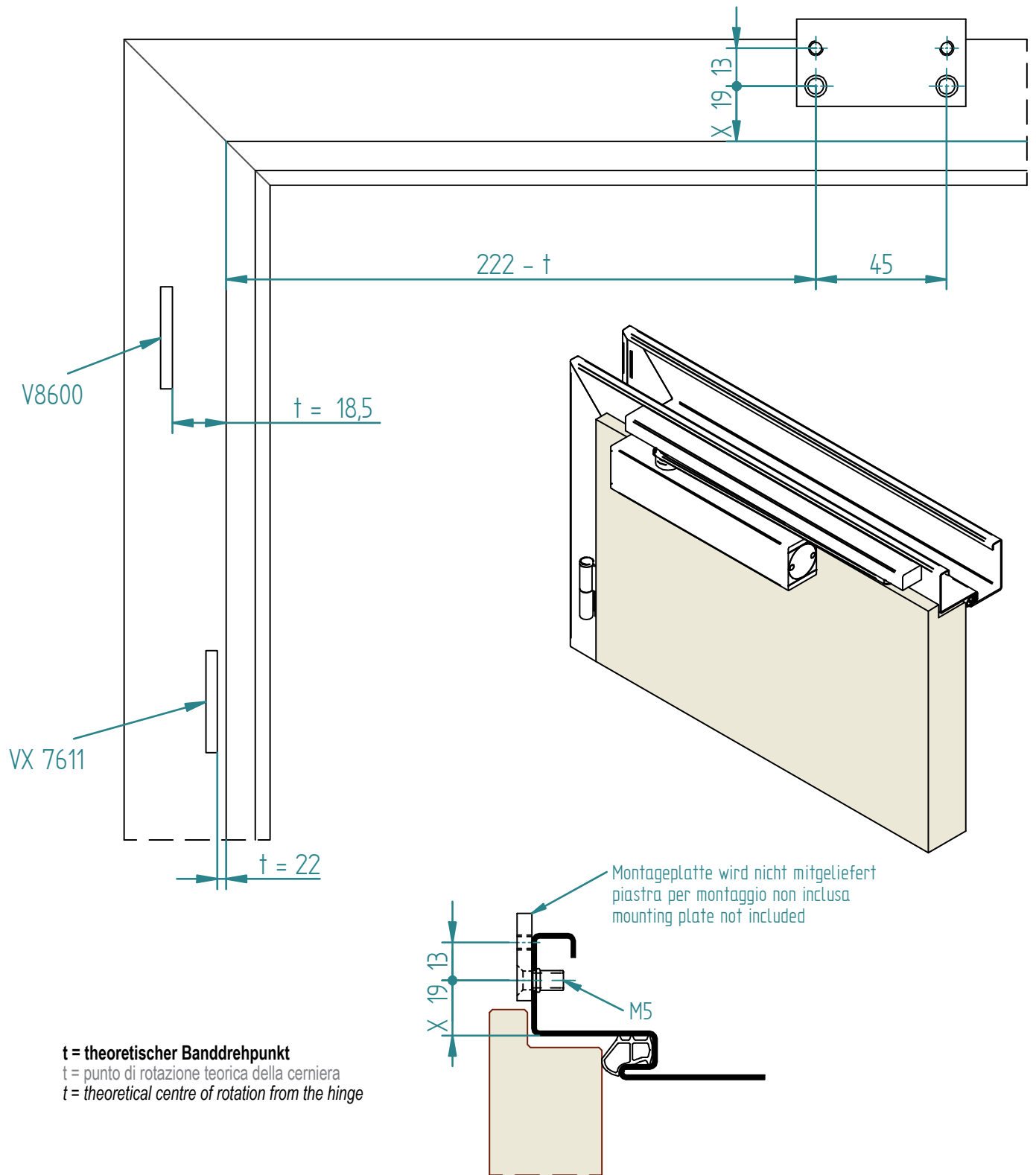


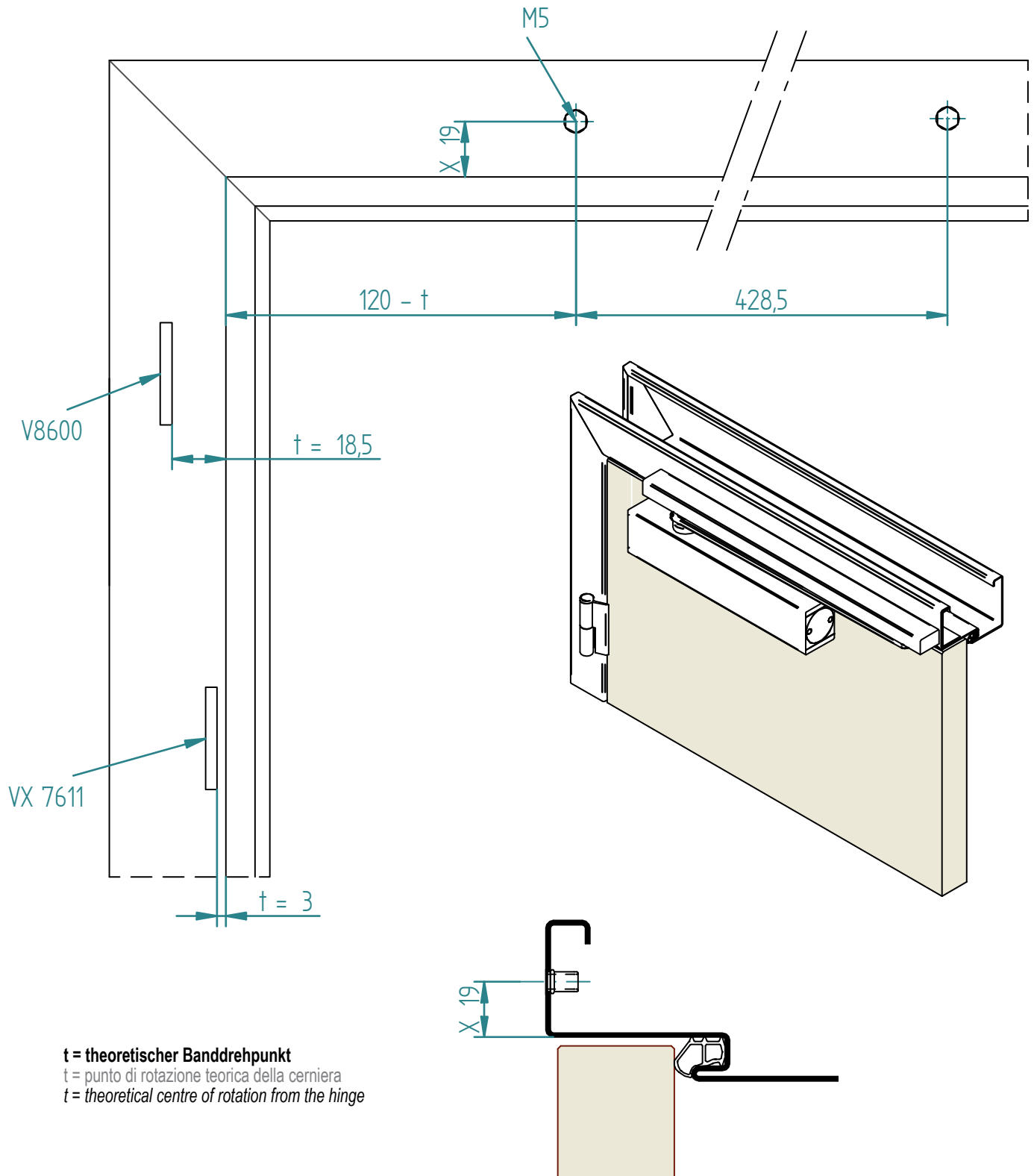
1. the company/References
2. typical frame elevations
3. SPEED
3-part frame easy installation
4. S-2
2-part frame, not adjustable
5. TELESCOP
adjustable steel frame
6. SOLID
1-part frame MW/concrete wall
1-part frame GK/stud wall
7. CORNER
corner frame
8. BLOCK
frame for fixing flat in the wall
9. THZ
special frame for sport halls
10. DESIGN
G-LINE
M-LINE
11. F-LINE
frame with safety solution
12. DOUBLE ACTING
double acting frame
13. SLIDE
sliding door external wall
sliding door - in wall niche
sliding door - internal wall
14. E-MOTION
rototraslation door system
15. steel frames for glazing/
steel frame for glass doors
16. special frame elevations
17. transom bars/
glazing beads
18. applications/optionals
19. hinge systems
20. lock and access systems

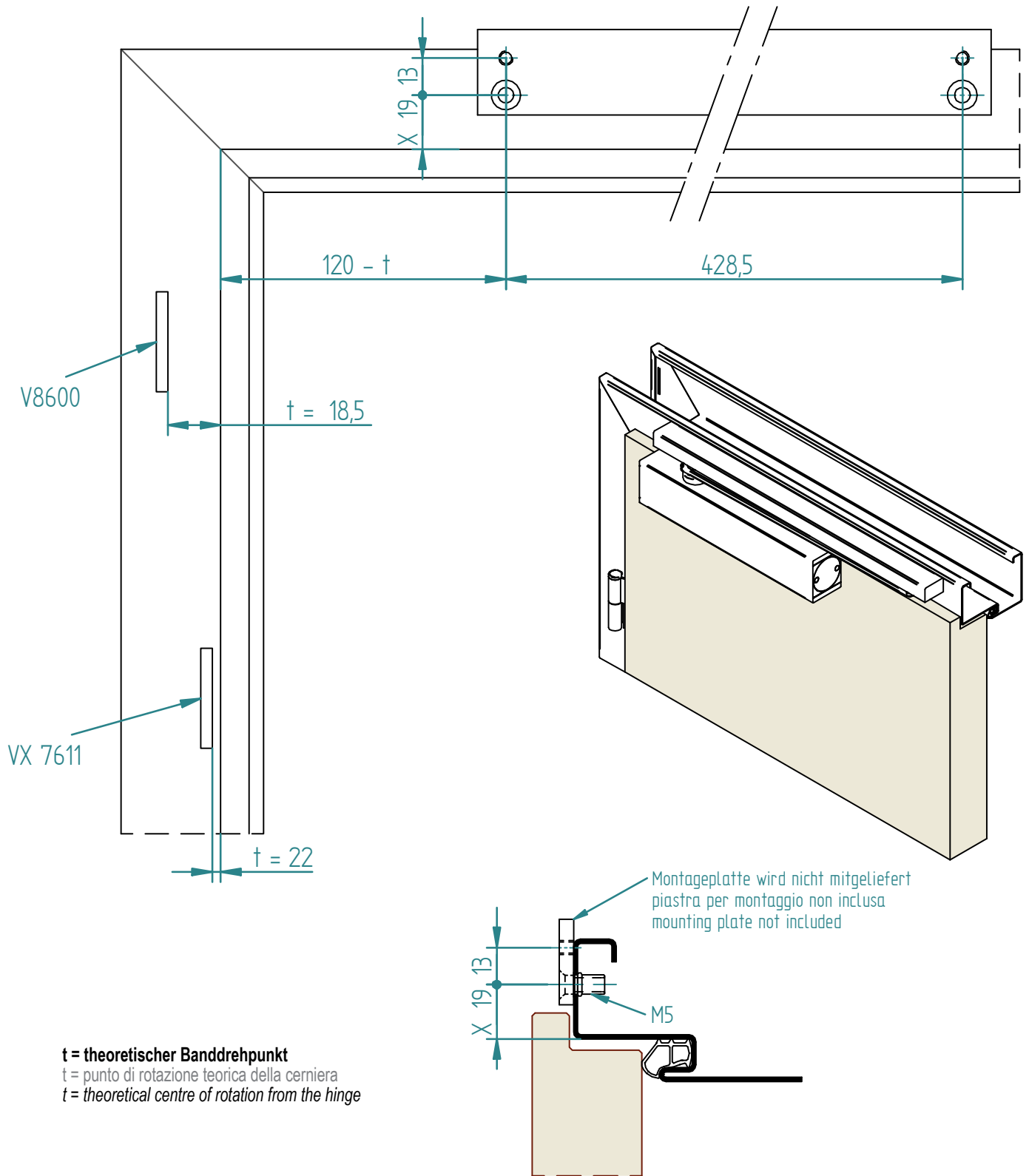
21. OTS / ITS
22. Oberfläche und Materialien
23. Allgemeine Informationen
21. OTS / ITS
22. Materiali e superfici
**23. informazioni tecniche
generali**
21. OTS / ITS
22. materials and surfaces
**23. general technical
informations**

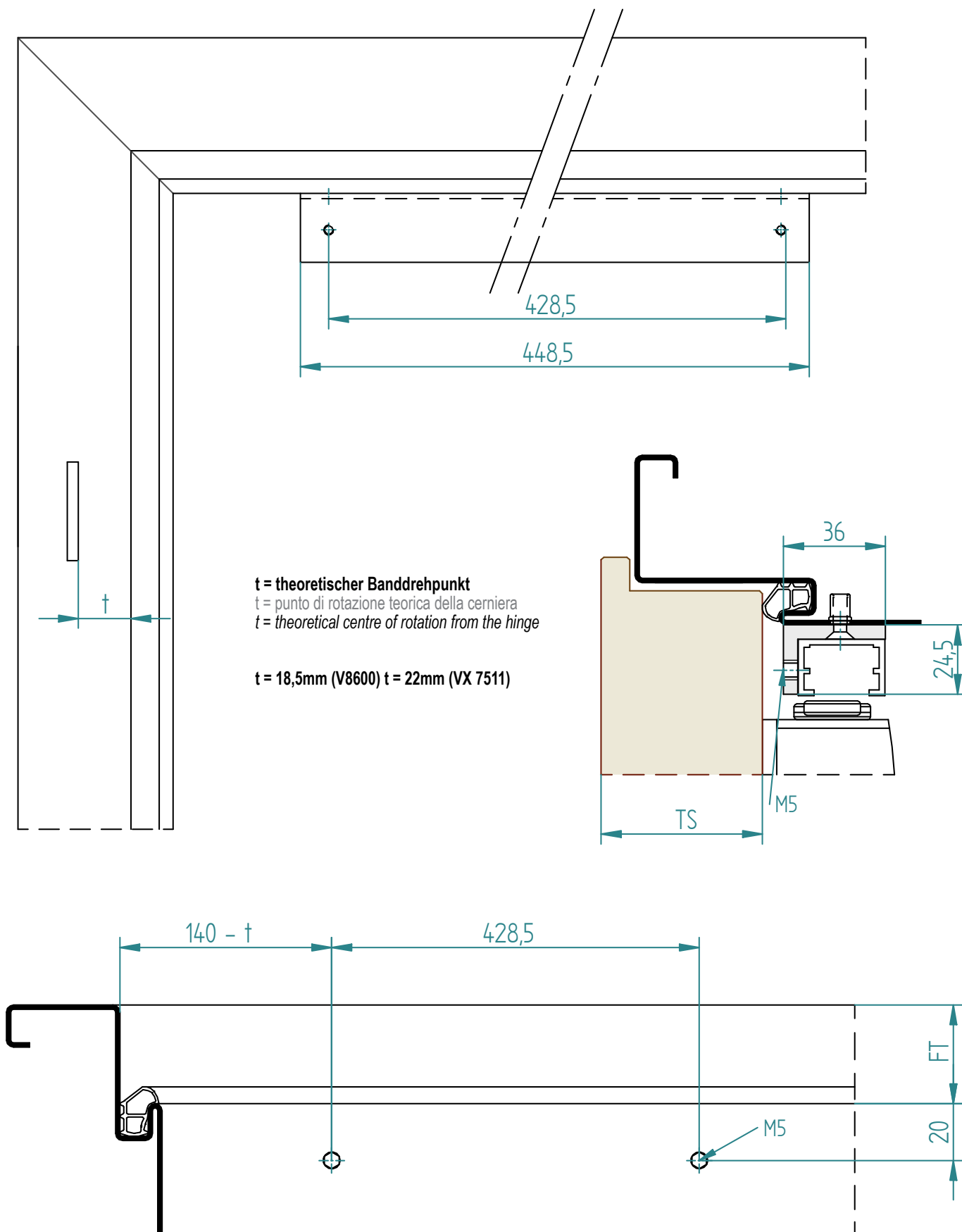


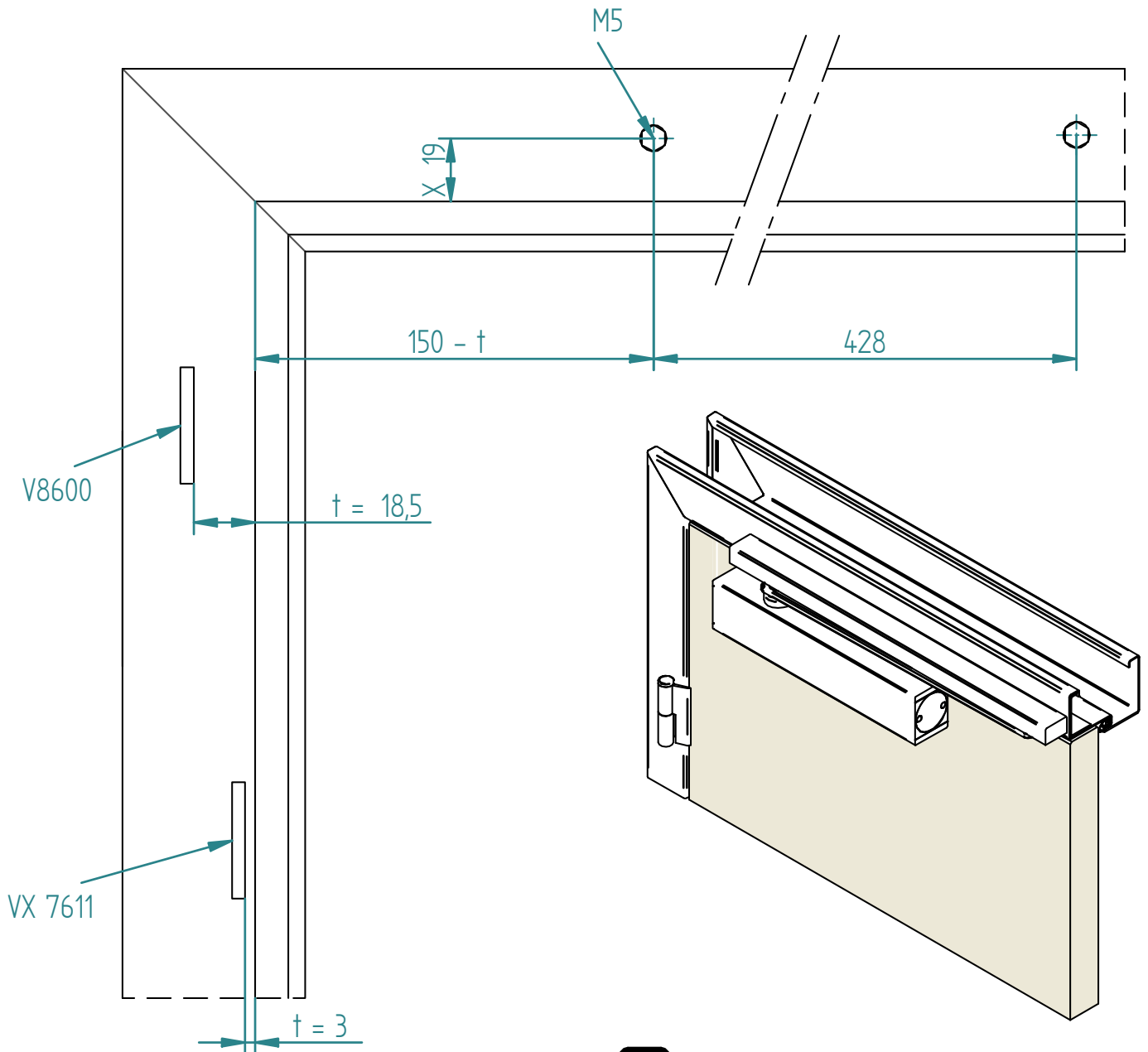




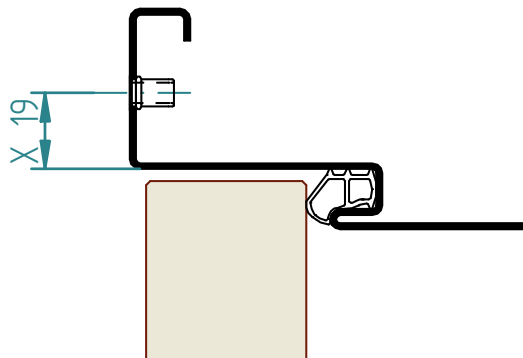


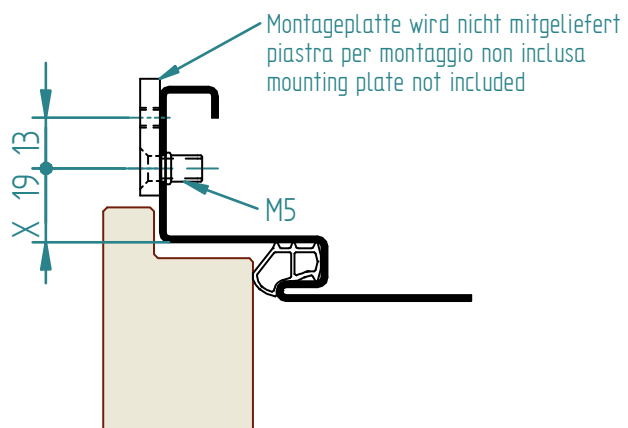
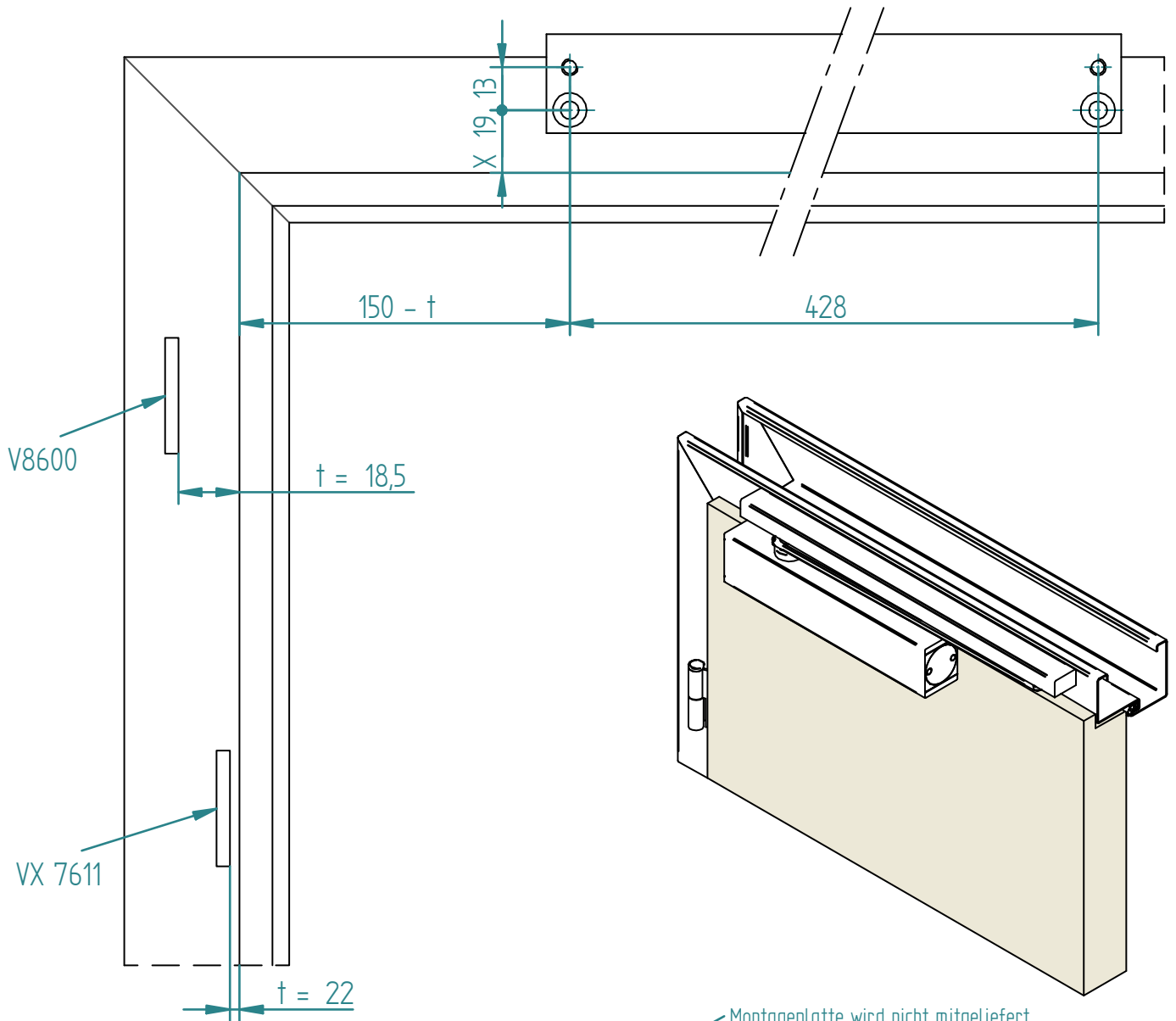




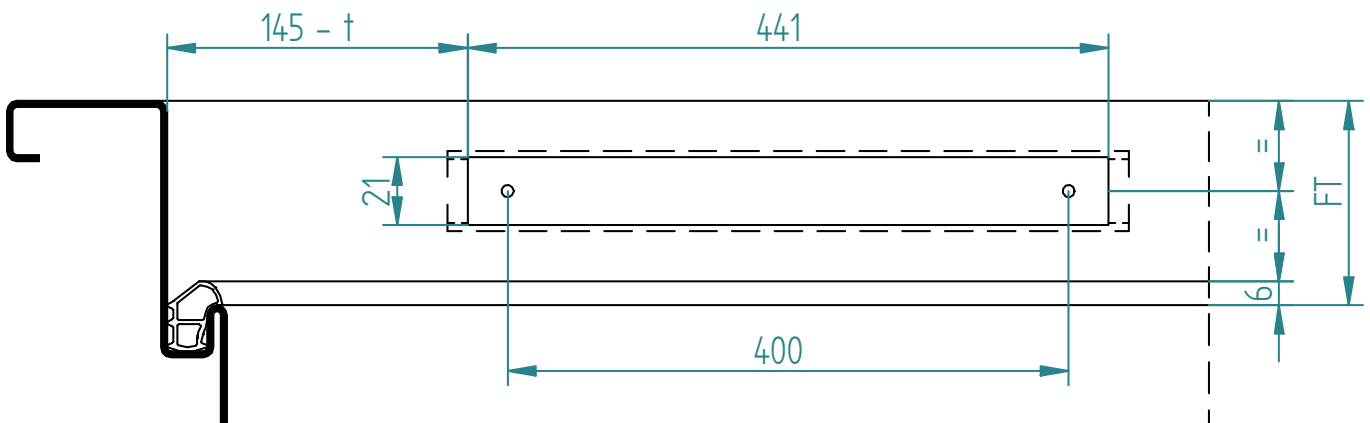
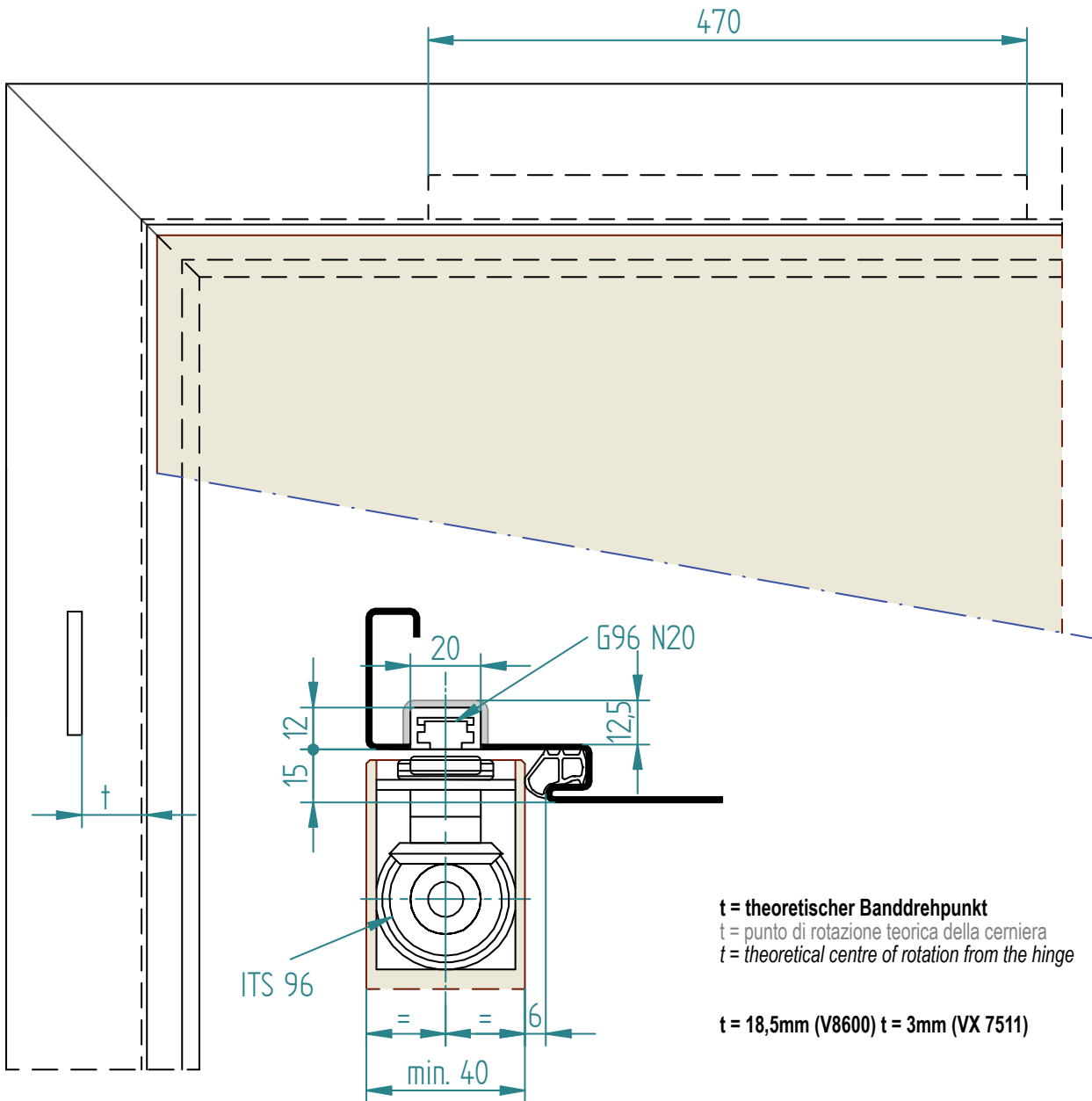


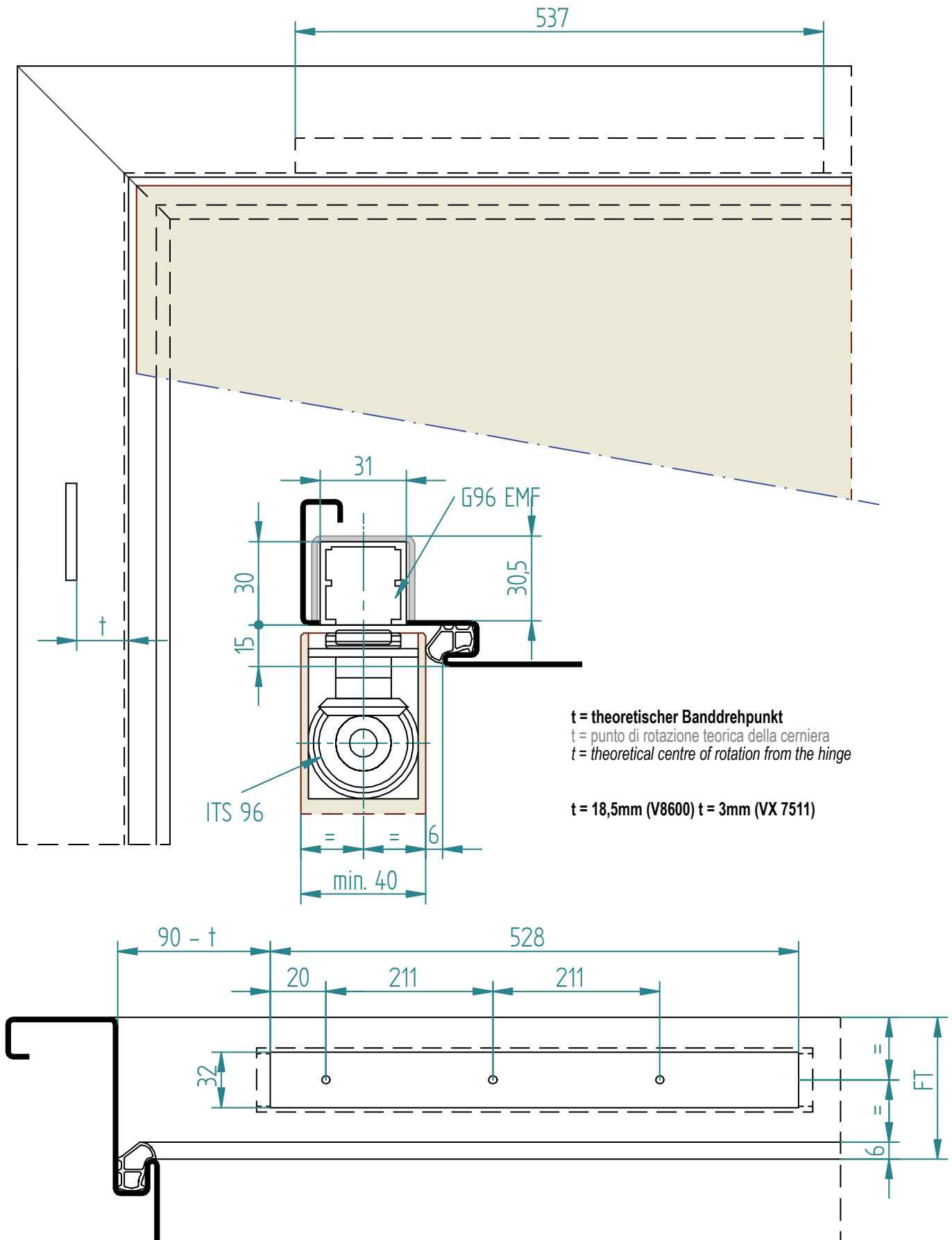
t = theoretischer Bandrehpunkt
 t = punto di rotazione teorica della cerniera
 t = theoretical centre of rotation from the hinge

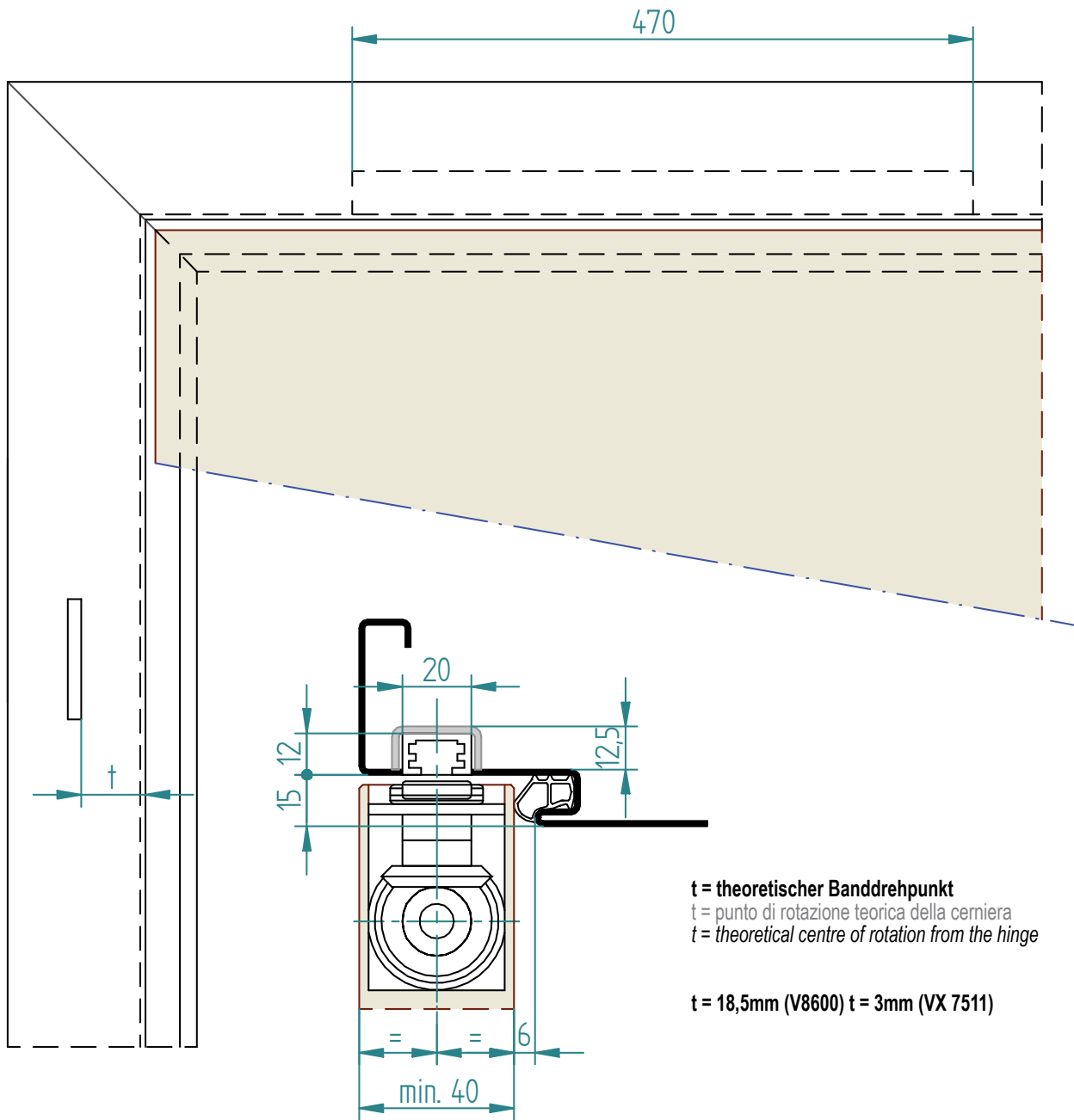




t = theoretischer Banddrehpunkt
 t = punto di rotazione teorica della cerniera
 t = theoretical centre of rotation from the hinge

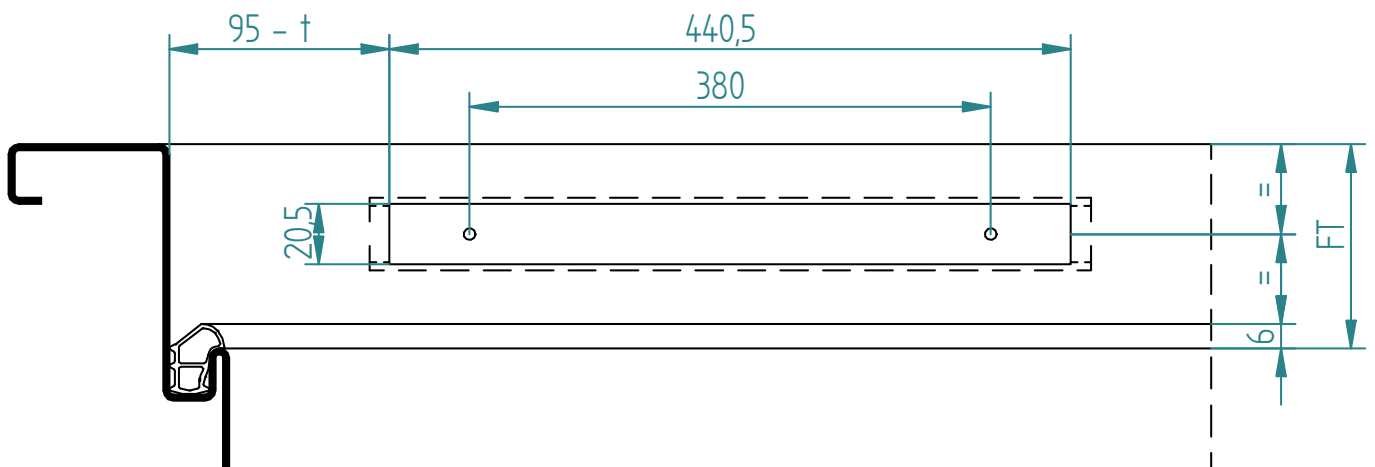






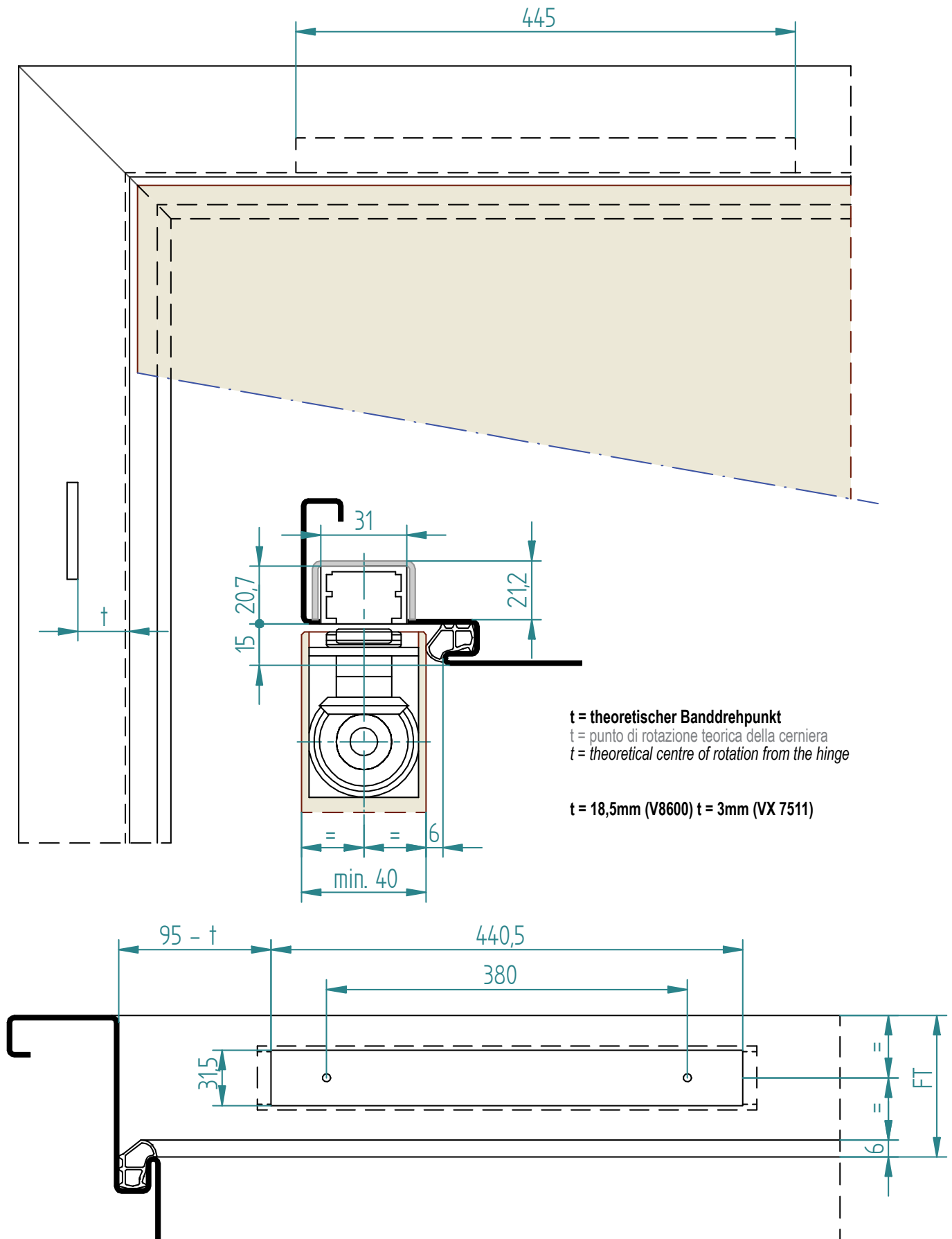
t = theoretischer Banddrehpunkt
 t = punto di rotazione teorica della cerniera
 t = theoretical centre of rotation from the hinge

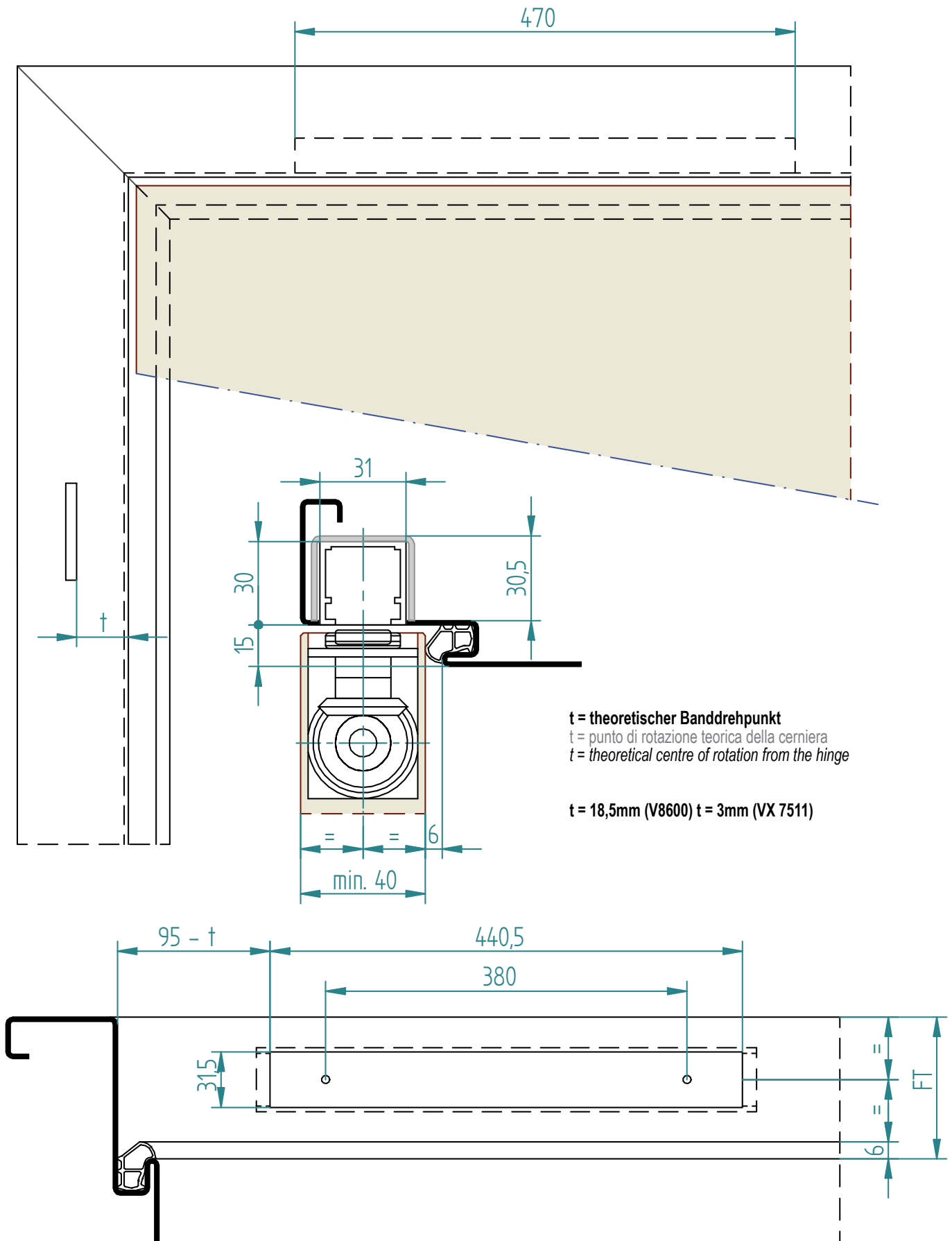
t = 18,5mm (V8600) t = 3mm (VX 7511)




GEZE BOXER 31X20,7

ITS





Ideen ? *idee ?* *ideas ?*





1. Wir über uns/ Referenzen
2. Typenübersicht
3. SPEED
3-teilige Schnellbauzarge
4. S-2
2-teilige Zarge, nicht verstellbar
5. TELESCOP
2-teilige verstellbare Zarge
6. SOLID
1-teilige Zarge MW/Mauerwerk
1-teilige Zarge GK/Trockenbauzarge
7. CORNER
Eckzarge
8. BLOCK
Blockzarge
9. THZ
Turnhallenzarge
10. DESIGN
G-LINE
M-LINE
11. F-LINE
Fingerschutzzarge
12. DOUBLE ACTING
Pendeltürzarge
13. SLIDE
Schiebetürzarge v.d.W.
Schiebetürzarge i.d.N.
Schiebetürzarge i.d.W.
14. E-MOTION
Drehschiebetür
15. Verglasungsrahmen/
Ganzglastür
16. Sonderelemente
17. Kämpferprofile/
Glashalteleisten
18. Anwendungen/Optionals
19. Bandsysteme
20. Schlosssysteme
und Verriegelungen
21. OTS / ITS
22. Oberfläche und Materialien
23. Allgemeine Informationen





1. l'azienda / Referenze
2. tipologia di casseporte
3. SPEED
cassaporta in 3-pezzi per montaggio rapido
4. S-2
cassaporta in due pezzi, non regolabile
5. TELESCOP
cassaporta regolabile
6. SOLID
cassaporta in un pezzo MW/muratura
cassaporta in un pezzo GK/parete in cartongesso
7. CORNER
cassaporta ad angolo
8. BLOCK
cassaporta per montaggio in luce
9. THZ
telaio speciale per palestra
10. DESIGN
G-LINE
M-LINE
11. F-LINE
cassaporta antiinfortunistica
12. DOUBLE ACTING
cassaporta per porta a Ventola
13. SLIDE
scorrevole esterno parete
scorrevole interno nicchia
scorrevole interno parete
14. E-MOTION
porta rototraslante
15. telai per vetrate/
casseporte per porte in cristallo
16. elementi speciali
17. profili trasversi/
listelli fermavetro
18. applicazioni/optionals
19. sistemi di cerniere
20. sistemi di serrature e
chiusure speciali
21. OTS / ITS
22. Materiali e superfici
23. informazioni tecniche
generali



1. the company/References
2. typical frame elevations
3. SPEED
3-part frame easy installation
4. S-2
2-part frame, not adjustable
5. TELESCOP
adjustable steel frame
6. SOLID
1-part frame MW/concrete wall
1-part frame GK/stud wall
7. CORNER
corner frame
8. BLOCK
frame for fixing flat in the wall
9. THZ
special frame for sport halls
10. DESIGN
G-LINE
M-LINE
11. F-LINE
frame with safety solution
12. DOUBLE ACTING
double acting frame
13. SLIDE
sliding door external wall
sliding door - in wall niche
sliding door - internal wall
14. E-MOTION
rototraslation door system
15. steel frames for glazing/
steel frame for glass doors
16. special frame elevations
17. transom bars/
glazing beads
18. applications/optionals
19. hinge systems
20. lock and access systems
21. OTS / ITS
22. materials and surfaces
23. general technical
informations

Via stazione 22/A, I-39035 Monguelfo (BZ)
Tel. +39 0474 947 200, Fax 947 299
www.rema-online.it E-mail info@rema-online.it

Pulverschichtet oder Edelstahl
Verniciatura a polveri oppure in acciaio inox
Powder coated finish or in stainless steel



Via stazione 22/A, I-39035 Mongueifo (BZ)
 Tel. +39 0474 947 200, Fax 947 299
 www.rema-online.it E-mail info@rema-online.it

<p>Materialien verzinktes Stahlblech kaltgewalztes Qualitätsfeinblech mit zweiseitigem Zinküberzug. Metallurgische Angaben DIN EN 10 142 und DIN EN 10 147 Spez. Gewicht 7,85 kg / dm³</p>	<p>Materiali lamiera zincata laminata a freddo con rivestimento per immersio- ne in zinco su entrambi i lati caratteristiche metallurgiche DIN EN 10 142 e DIN EN 10 147 peso specifico 7,85 kg / dm³</p>	<p>Material <i>galvanized steel sheet</i> <i>cold rolled steel sheet galvanized on both sides</i> <i>characteristics of metal</i> <i>DIN EN 10 142 and DIN EN 10 147</i> <i>specific weight</i> <i>7,85 kg / dm³</i></p>
<p>Materialstärke 1,5mm und 2,0mm</p>	<p>spessore materiale 1,5mm e 2,0mm</p>	<p><i>thickness of material</i> <i>1.5mm and 2.0mm</i></p>
<p>Mechanisch-technologische Angaben DX 51 D+Z</p>	<p>Definizioni meccanico-tecnico DX 51 D+Z</p>	<p><i>mechanic-technical characteristics</i> <i>DX 51 D+Z</i></p>
<p>Oberflächen pulverbeschichtet Wir bieten grundsätzlich 2 Oberflächen an: a) glatt glänzend b) feinstruktur matt andere Oberflächen nur auf Anfrage</p>	<p>superficie verniciata a polveri Generalmente offriamo due possibilità di superficie: a) liscio lucido b) ragrinzante opaco altre strutture di superficie solo su richiesta</p>	<p><i>surface powder coating</i> <i>Generally we have available two types of</i> <i>surfaces</i> <i>a) smooth glossy</i> <i>b) fine structured matt</i> <i>other surface finish on request only</i></p>
<p>Farben Grundsätzlich sind alle RAL Farben lieferbar RAL Design collection,NCS,BS und andere nur auf Anfrage.</p>	<p>colori Generalmente tutti i colori RAL RAL Design collection,NCS,BS solamente su richiesta.</p>	<p><i>colors</i> <i>Generally all RAL colors are available</i> <i>RAL Design collection,NCS,BS on request only</i></p>
<p>Edelstahl V 2 A (EN 10088) Werkstoffnummer 1.4301 DIN 17440/1 - UNI 8317/81 X5 CrNi 1810</p>	<p>Acciaio inox Aisi 304 (EN 10088) numero materiale 1.4301 DIN 17440/1 - UNI 8317/81 X5 CrNi 1810</p>	<p><i>stainless steel</i> <i>Aisi 304 (EN 10088) material number 1.4301</i> <i>DIN 17440/1 - UNI 8317/81</i> <i>X5 CrNi 1810</i></p>
<p>V 4 A DIN 17440/1 - Werkstoffnummer 1.4401 UNI 8317/81 - X5CrNiMo 1712</p>	<p>Aisi 316 DIN 17440/1 - numero materiale 1.4401 UNI 8317/81 - X5CrNiMo 1712</p>	<p><i>Aisi 316</i> <i>DIN 17440/1 - material number 1.4401</i> <i>UNI 8317/81 - X5CrNiMo 1712</i></p>
<p>Oberflächen bei Edelstahl -scotch brite (geschliffen) andere Oberflächen nur auf Anfrage</p>	<p>Superficie per acciaio inox -scotch brite (satinato) altre strutture di superficie solo su richiesta</p>	<p><i>surface for stainless steel</i> <i>-scotch brite</i> <i>other surface on request only</i></p>
<p>Andere Materialien, Stärken und Oberflächen auf Anfrage.</p>	<p>Altri materiali, spessori e superficie su richiesta.</p>	<p><i>Other materials, thickness and surfaces</i> <i>on request only.</i></p>



<p>1. Wir über uns/ Referenzen</p> <p>2. Typenübersicht</p> <p>3. SPEED 3-teilige Schnellbauzarge</p> <p>4. S-2 2-teilige Zarge, nicht verstellbar</p> <p>5. TELESCOP 2-teilige verstellbare Zarge</p> <p>6. SOLID 1-teilige Zarge MW/Mauerwerk 1-teilige Zarge GK/Trockenbauzarge</p> <p>7. CORNER Eckzarge</p> <p>8. BLOCK Blockzarge</p> <p>9. THZ Turnhallenzarge</p> <p>10. DESIGN G-LINE M-LINE</p> <p>11. F-LINE Fingerschutzzarge</p> <p>12. DOUBLE ACTING Pendeltürzarge</p> <p>13. SLIDE Schiebetürzarge v.d.W. Schiebetürzarge i.d.N. Schiebetürzarge i.d.W.</p> <p>14. E-MOTION Drehschiebetür</p> <p>15. Verglasungsrahmen/ Ganzglastür</p> <p>16. Sonderelemente</p> <p>17. Kämpferprofile/ Glashalteleisten</p> <p>18. Anwendungen/Optionals</p> <p>19. Bandsysteme</p> <p>20. Schlosssysteme und Verriegelungen</p> <p>21. OTS / ITS</p> <p>22. Oberfläche und Materialien</p> <p>23. Allgemeine Informationen</p>	<p>1. l'azienda / Referenze</p> <p>2. tipologia di casseporte</p> <p>3. SPEED cassaporta in 3-pezzi per montaggio rapido</p> <p>4. S-2 cassaporta in due pezzi, non regolabile</p> <p>5. TELESCOP cassaporta regolabile</p> <p>6. SOLID cassaporta in un pezzo MW/muratura cassaporta in un pezzo GK/parete in cartongesso</p> <p>7. CORNER cassaporta ad angolo</p> <p>8. BLOCK cassaporta per montaggio in luce</p> <p>9. THZ telaio speciale per palestra</p> <p>10. DESIGN G-LINE M-LINE</p> <p>11. F-LINE cassaporta antiinfortunistica</p> <p>12. DOUBLE ACTING cassaporta per porta a Ventola</p> <p>13. SLIDE scorrevole esterno parete scorrevole interno nicchia scorrevole interno parete</p> <p>14. E-MOTION porta rototraslante</p> <p>15. telai per vetrate/ casseporte per porte in cristallo</p> <p>16. elementi speciali</p> <p>17. profili trasversi/ listelli fermavetro</p> <p>18. applicazioni/optionals</p> <p>19. sistemi di cerniere</p> <p>20. sistemi di serrature e chiusure speciali</p> <p>21. OTS / ITS</p> <p>22. Materiali e superfici</p> <p>23. informazioni tecniche generali</p>	<p>1. the company/References</p> <p>2. typical frame elevations</p> <p>3. SPEED 3-part frame easy installation</p> <p>4. S-2 2-part frame, not adjustable</p> <p>5. TELESCOP adjustable steel frame</p> <p>6. SOLID 1-part frame MW/concrete wall 1-part frame GK/stud wall</p> <p>7. CORNER corner frame</p> <p>8. BLOCK frame for fixing flat in the wall</p> <p>9. THZ special frame for sport halls</p> <p>10. DESIGN G-LINE M-LINE</p> <p>11. F-LINE frame with safety solution</p> <p>12. DOUBLE ACTING double acting frame</p> <p>13. SLIDE sliding door external wall sliding door - in wall niche sliding door - internal wall</p> <p>14. E-MOTION rototraslation door system</p> <p>15. steel frames for glazing/ steel frame for glass doors</p> <p>16. special frame elevations</p> <p>17. transom bars/ glazing beads</p> <p>18. applications/optionals</p> <p>19. hinge systems</p> <p>20. lock and access systems</p> <p>21. OTS / ITS</p> <p>22. materials and surfaces</p> <p>23. general technical informations</p>
---------------------------------------------------------------------------------------------------------------------------------------------------------------------------------------------------------------------------------------------------------------------------------------------------------------------------------------------------------------------------------------------------------------------------------------------------------------------------------------------------------------------------------------------------------------------------------------------------------------------------------------------------------------------------------------------------------------------------------------------------------------------------------------------------------------------------------------------------------------------------------------------------------------------------------------------------------------------------------------------------------------------------------------------------------------------------------------------------------------------------------------------------------------------------------	-----------------------------------------------------------------------------------------------------------------------------------------------------------------------------------------------------------------------------------------------------------------------------------------------------------------------------------------------------------------------------------------------------------------------------------------------------------------------------------------------------------------------------------------------------------------------------------------------------------------------------------------------------------------------------------------------------------------------------------------------------------------------------------------------------------------------------------------------------------------------------------------------------------------------------------------------------------------------------------------------------------------------------------------------------------------------------------------------------------------------------------------------------------------------------------------------------------------------------------------------------------------------------------------------------------------------------------------------------------------------	------------------------------------------------------------------------------------------------------------------------------------------------------------------------------------------------------------------------------------------------------------------------------------------------------------------------------------------------------------------------------------------------------------------------------------------------------------------------------------------------------------------------------------------------------------------------------------------------------------------------------------------------------------------------------------------------------------------------------------------------------------------------------------------------------------------------------------------------------------------------------------------------------------------------------------------------------------------------------------------------------------------------------------------------------------------------------------------------------------------------------------------------------------------------------------------------------------------------------------------------------------------------------------

Via stazione 22/A, I-39035 Monguefò (BZ)
Tel. +39 0474 947 200, Fax 947 299
www.rema-online.it E-mail info@rema-online.it

Um allen Anforderungen und Bedürfnissen gerecht zu werden bietet rema eine große Auswahl an Eckverbindungen an.

Für Sonderwünsche bitten wir Sie unseren Verkaufsservice zu kontaktieren

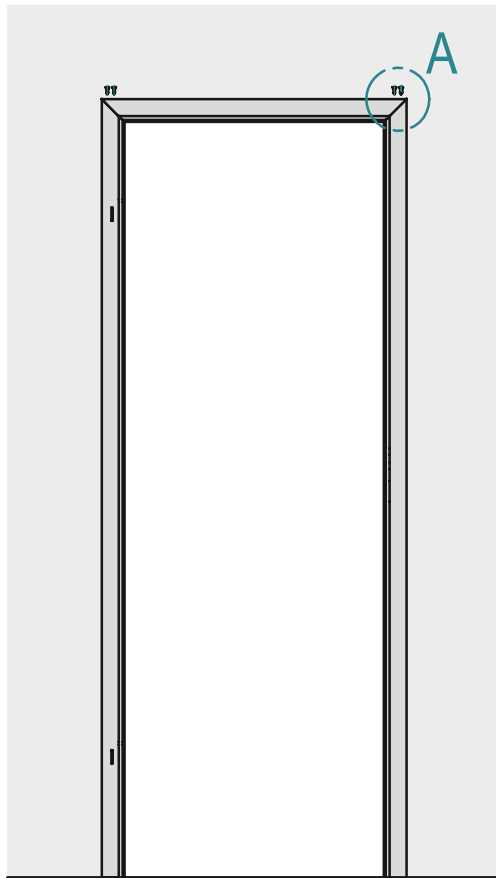
Rema propone una vasta gamma di sistemi per giunzioni d'angolo, questo per soddisfare le varie esigenze.

Per richieste speciali Vi preghiamo di contattare il ns. servizio vendite.

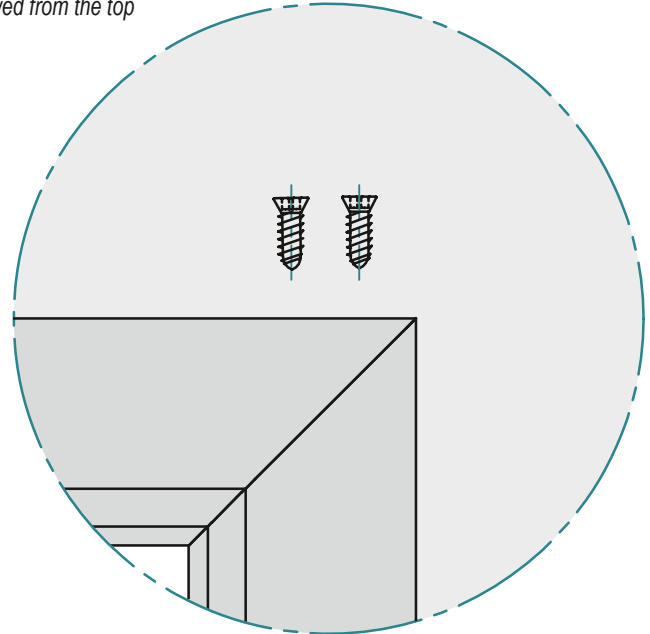
rema is offering a complete range of typical frame joint systems.

For special solutions please contact our sales service.

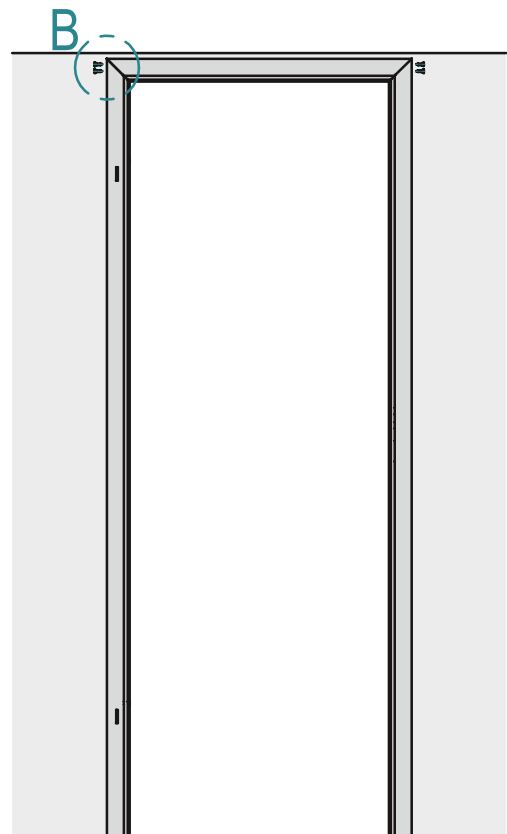
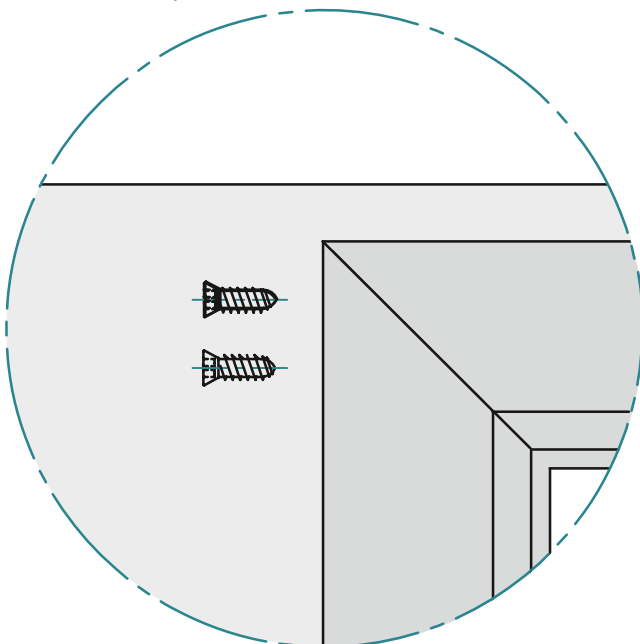




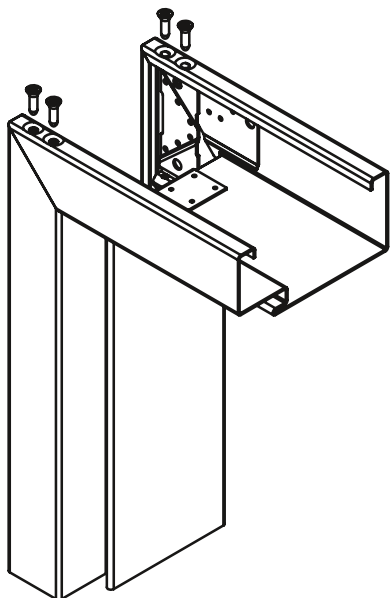
Verschraubung von oben
avvitamento da sopra
screwed from the top



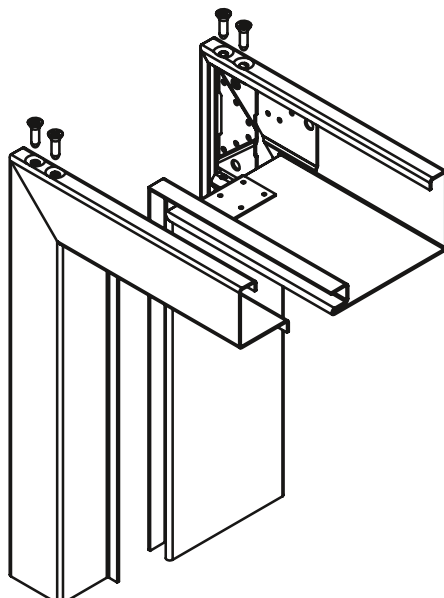
Verschraubung seitlich
avvitamento laterale
screwed laterally



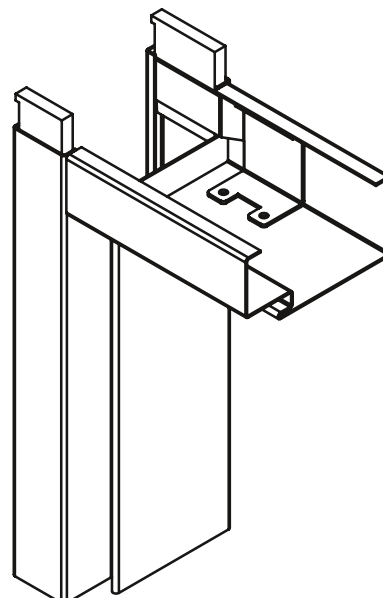
Via stazione 22/A, I-39035 Monguelfo (BZ)
 Tel. +39 0474 947 200, Fax 947 299
 www.rema-online.it E-mail info@rema-online.it



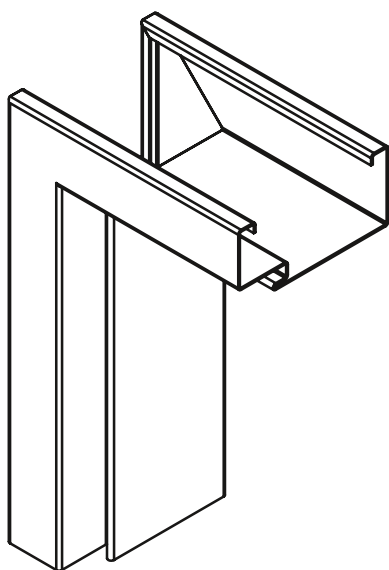
**3-teilige Ecken 45° Grad
 Schraubbar**
 telaio in 3 pezzi con angoli a
 45° gradi da avvitare
 3 part frame mitre screwed



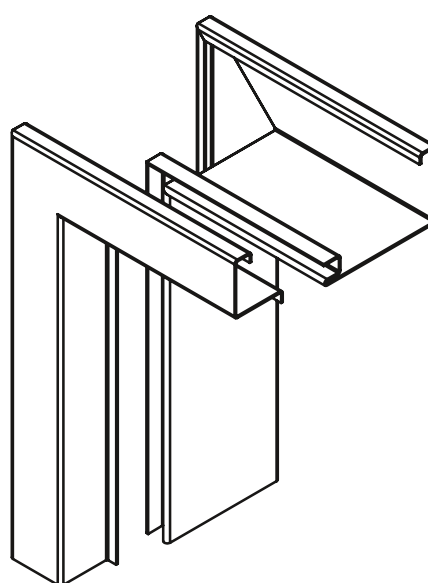
**6-teilige Zarge Ecken 45° Grad
 schraubbar**
 telaio in 6 pezzi angoli a 45° gradi
 da avvitare
 6 part frame mitre screwed



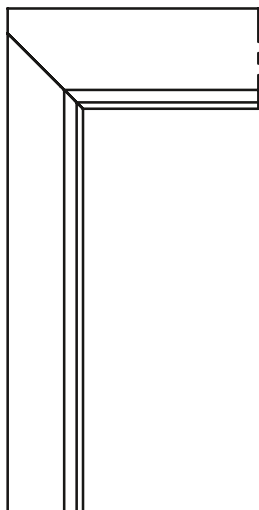
**3-teilige Zarge, Ecken 90° Grad
 Steckbar**
 telaio in 3 pezzi con angoli a 90°
 gradi ad incastro
 3 part frame butt jointed



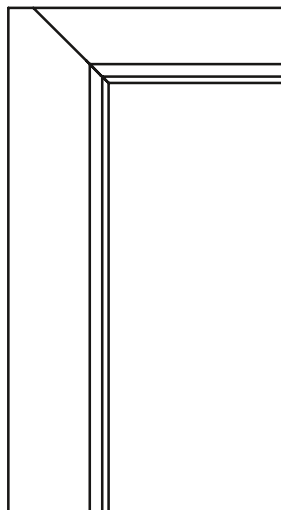
**1-teilige Zarge Ecken
 durchgehend verschweißt**
 telaio in 1 pezzo con angoli a
 saldatura piena
 1 part frame continuous welded



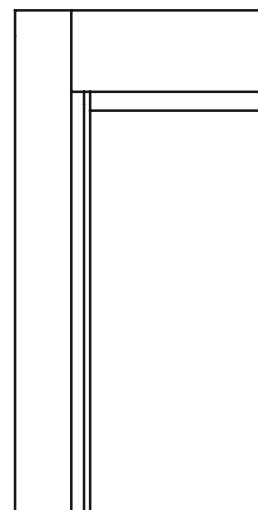
**2 teilige Zarge, Ecken
 durchgehend verschweißt**
 telaio in due pezzi con angoli a
 saldatura piena
 2 part frame continuous welded



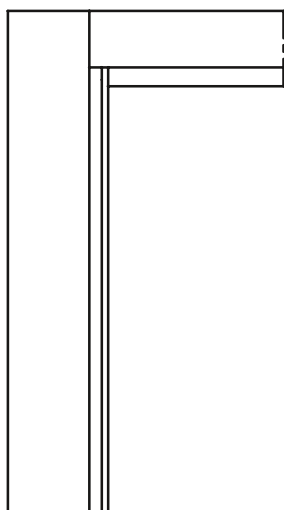
**3-teilige Zarge 45° schraubbar,
Seitenteil schmaler Spiegel,
Kopfteil breiter Spiegel**
telaio in 3 pezzi, montante mostrina
stretta, traverso mostrina larga
*3 part frame mitre screwed jamb
small face, head large face*



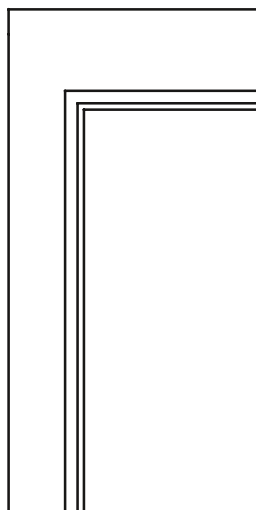
**3-teilige Zarge 45° Grad schraub-
bar, Seitenteil breiter Spiegel,
Kopfteil schmaler Spiegel**
telaio in 3 pezzi, montante mostrina
larga, traverso mostrina stretta
*3 part frame mitre screwed, jamb
large face, head small face*



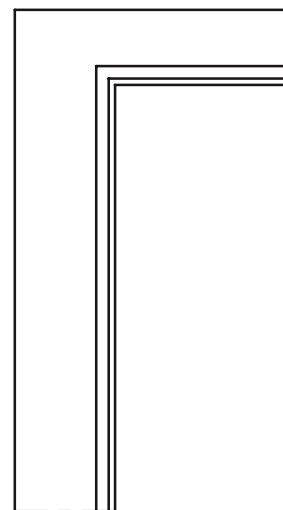
**3-teilige Zarge 90° Grad steckbar,
Seitenteil schmaler Spiegel,
Kopfteil breiter Spiegel**
telaio in 3 pezzi, angoli a 90°
gradi, montante mostrina stretta,
traverso mostrina larga
*3 part frame butt jointed, jamb small
face, head large face*



**3-teilige Zarge 90° Grad steckbar
Seitenteil breiter Spiegel,
Kopfteil schmaler Spiegel**
telaio in 3 pezzi, angoli a 90°
gradi, montante mostrina larga,
traverso mostrina stretta
*3 part frame butt jointed, jamb
large face, head small face*



**1-teilige Zarge verschweißt,
Seitenteil schmaler Spiegel,
Kopfteil breiter Spiegel**
telaio in 1 pezzo, angoli a saldati,
montante mostrina stretta,
traverso mostrina larga
*1 part frame welded, jamb small
face, head large face*



**1-teilige Zarge verschweißt,
Seitenteil breiter Spiegel,
Kopfteil schmaler Spiegel**
telaio in 1 pezzo, angoli saldati,
montante mostrina larga,
traverso mostrina stretta
*1 part frame welded, jamb large
face, head small face*

Via stazione 22/A, I-39035 Monguelfo (BZ)
Tel. +39 0474 947 200, Fax 947 299
www.rema-online.it E-mail info@rema-online.it

Um allen Anforderungen und Bedürfnissen gerecht zu werden bietet rema eine große Auswahl an Falzausführungen an. Standardfalz 15 mm oder Sonderfalz mit 20 mm Doppelfalz oder Sonderfälze.

Natürlich liefern wir auch die geeigneten Falzdichtungen.

Für Sonderwünsche bitten wir Sie unseren Verkaufsservice zu kontaktieren

Rema propone una vasta gamma di tipologie di battute per casseporte.

Battuta standard da 15 mm, battute da 20 mm doppia battuta oppure battute speciali.

rema fornisce anche le relative guarnizioni adatte.

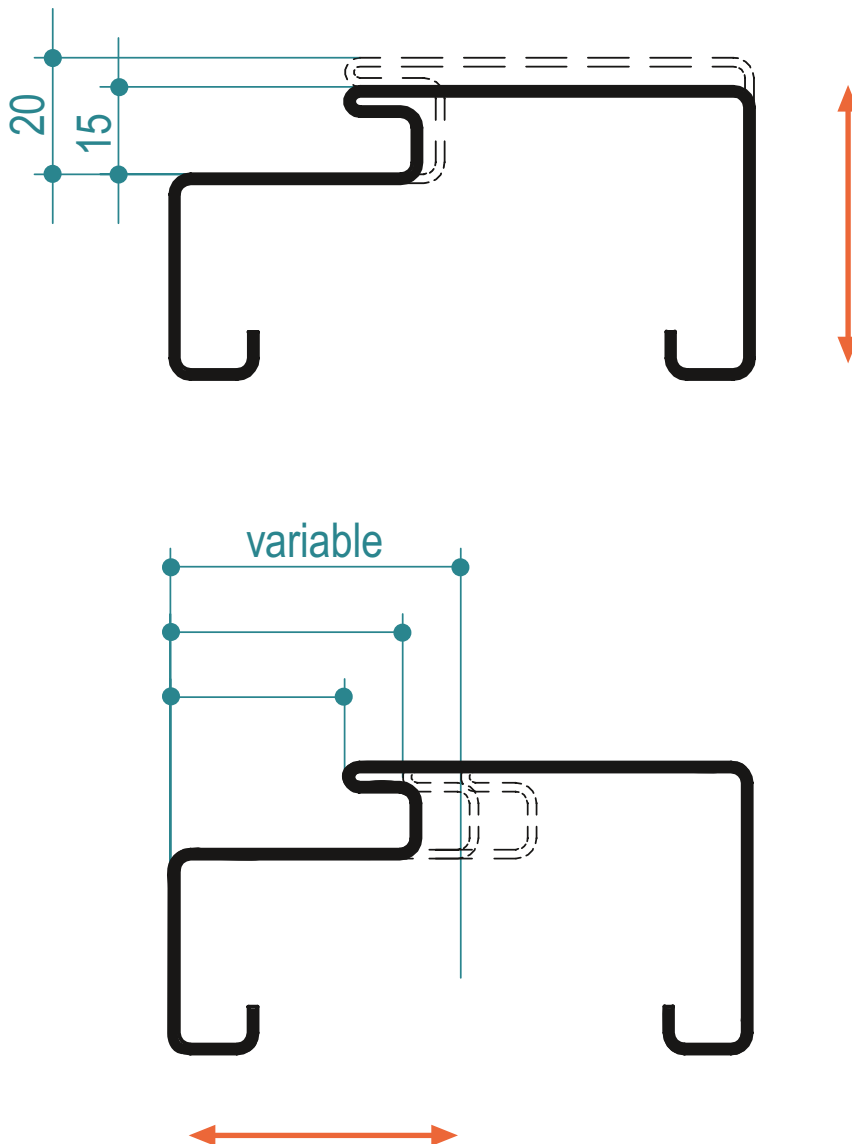
Per richieste particolari Vi preghiamo di contattare il nostro servizio vendite ns. servizio vendite.

rema is offering a complete range of typical frame shapes.

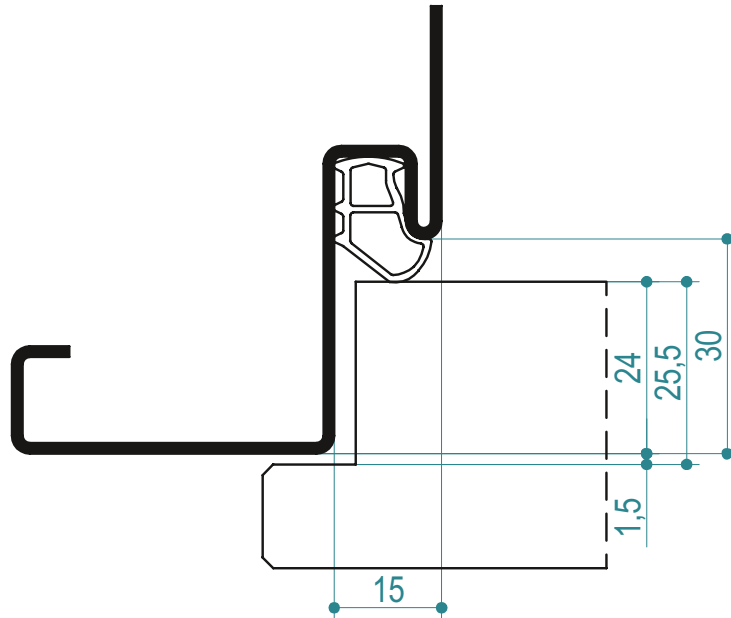
Standard rebate 15 mm, special rebate 20 mm double rebate or special made rebate.

rema can offer also the suitable rubber seal.

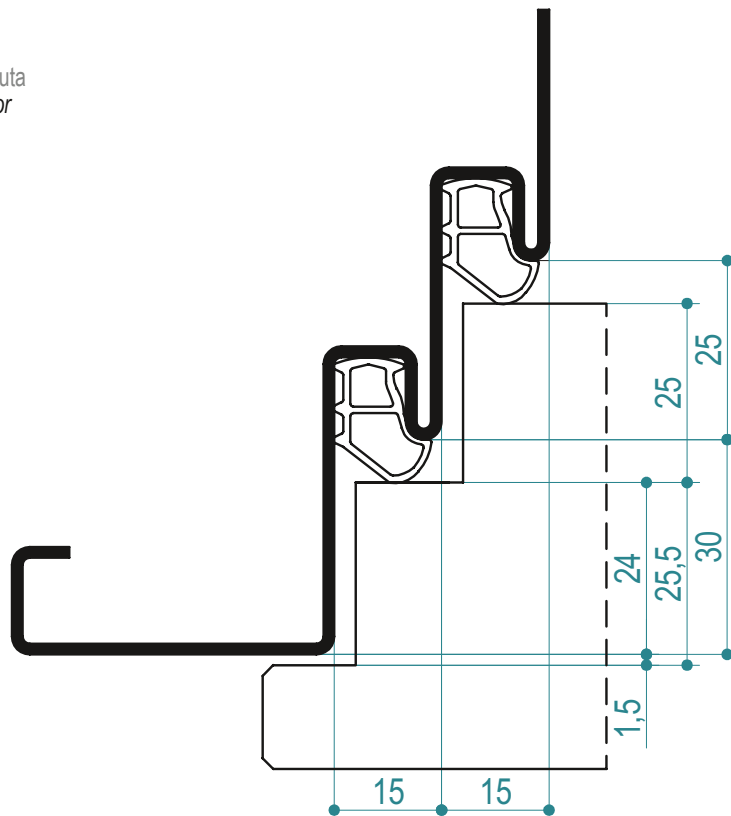
For special solutions please contact our sales service.



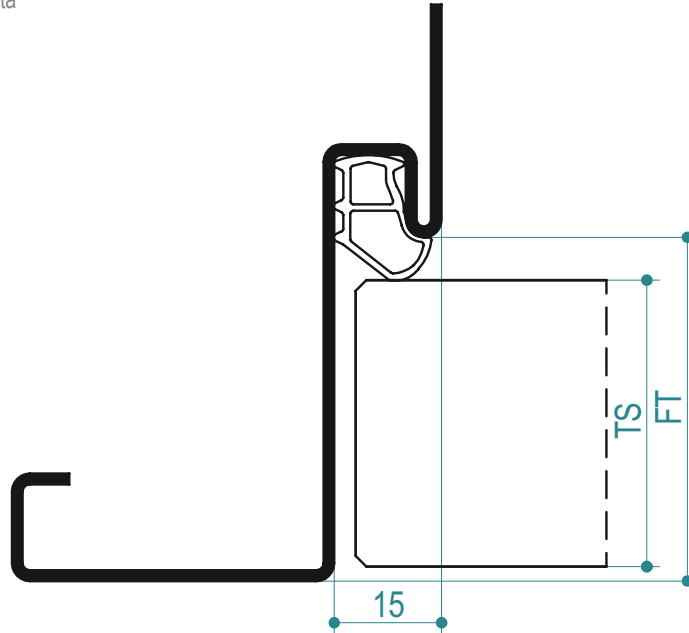
einfach gefälzte Tür
 porta con battuta
 rebated door



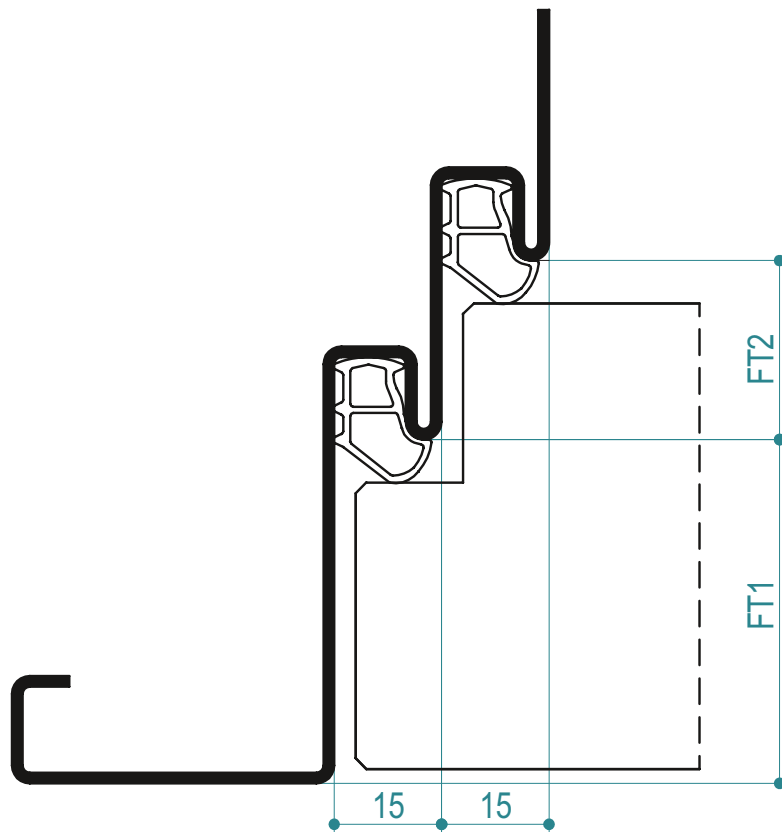
Doppelfalz Tür
 porta a doppia battuta
 double rebated door



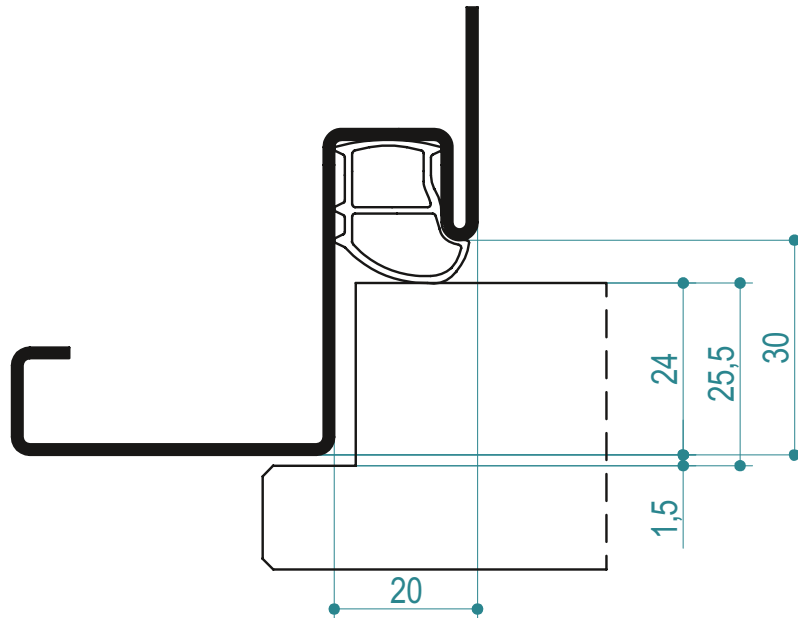
stumpfe Tür
 porta a filo senza battuta
 flush door



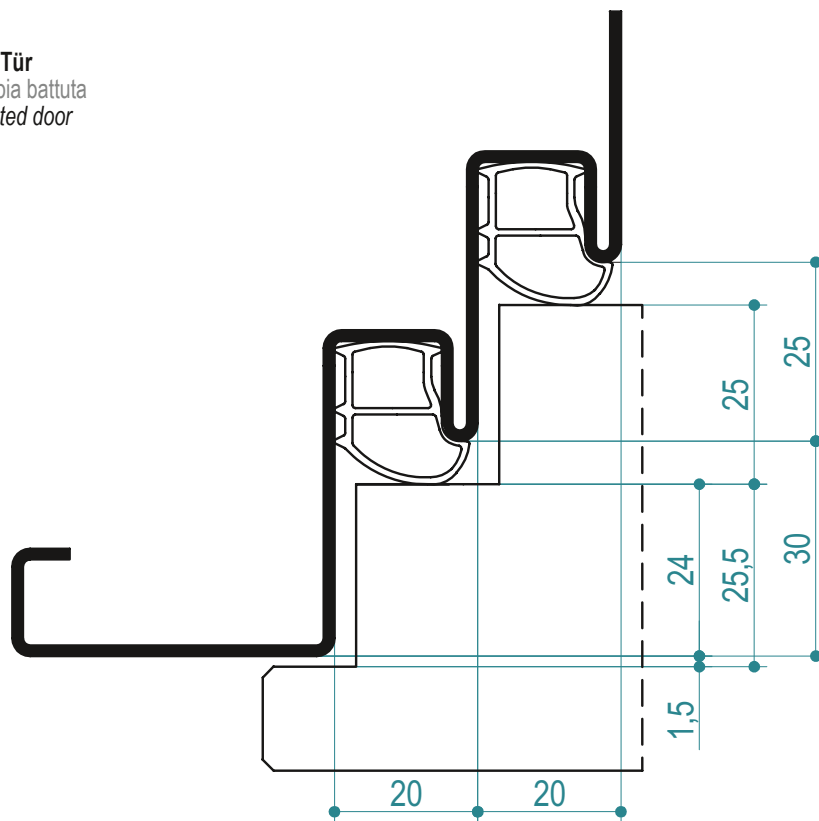
stumpf gefälzte Tür
 porta a filo con battuta
 flush rebated door



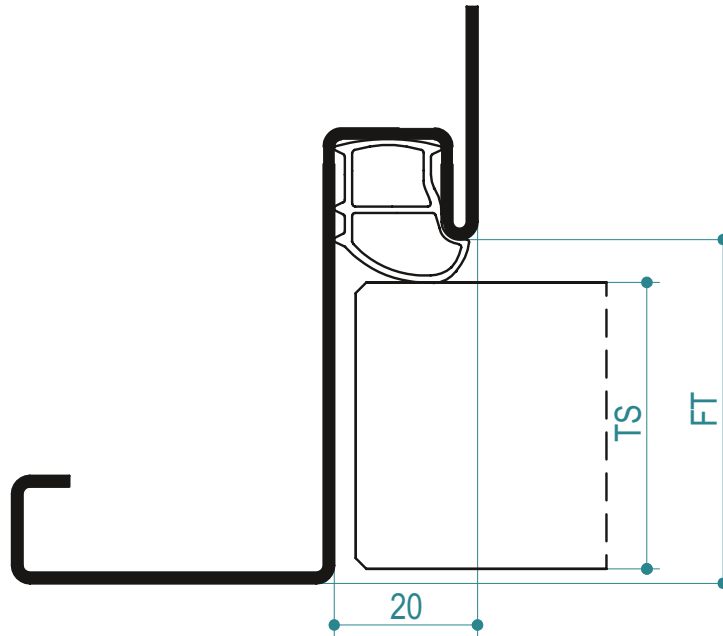
einfach gefälzte Tür
 porta con battuta
 rebated door



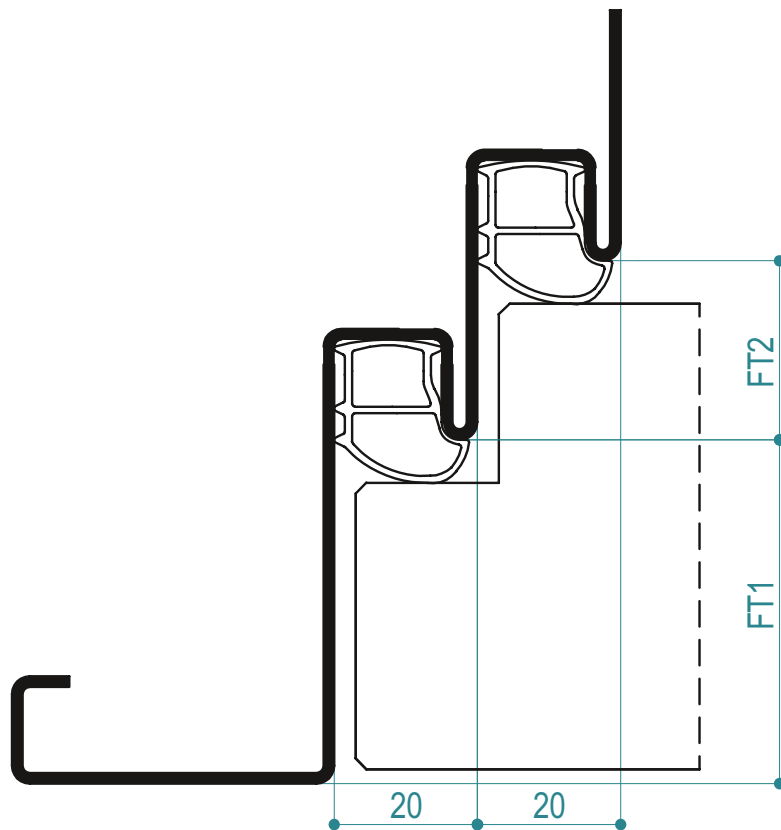
Doppelfalz Tür
 porta a doppia battuta
 double rebated door

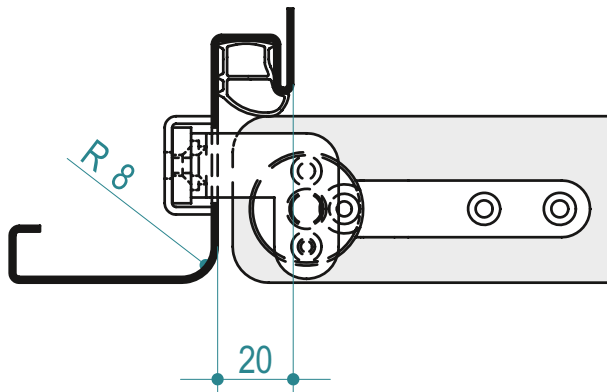


stumpfe Tür
 porta a filo senza battuta
 flush door

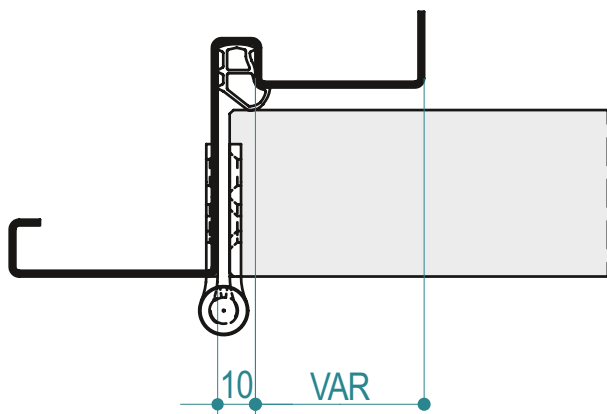
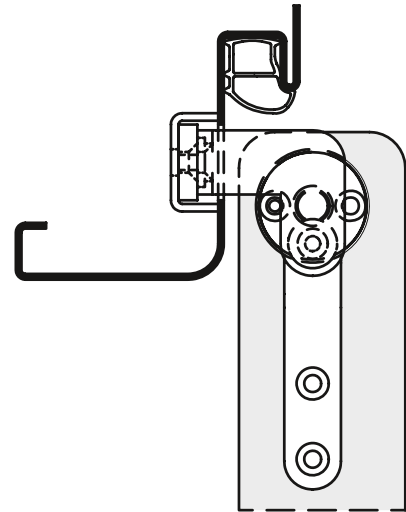


stumpf gefälzte Tür
 porta a filo con battuta
 flush rebated door

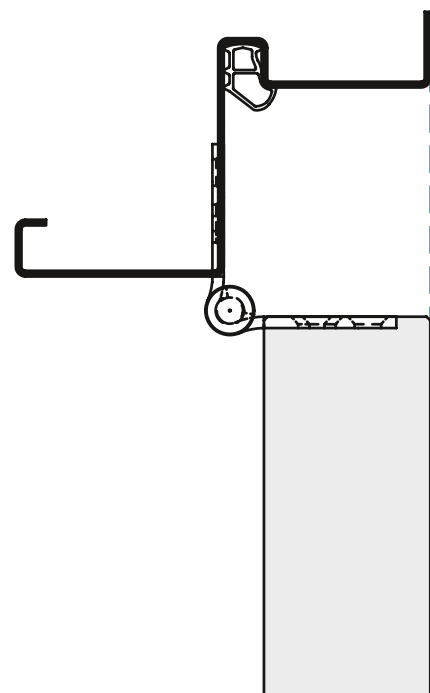


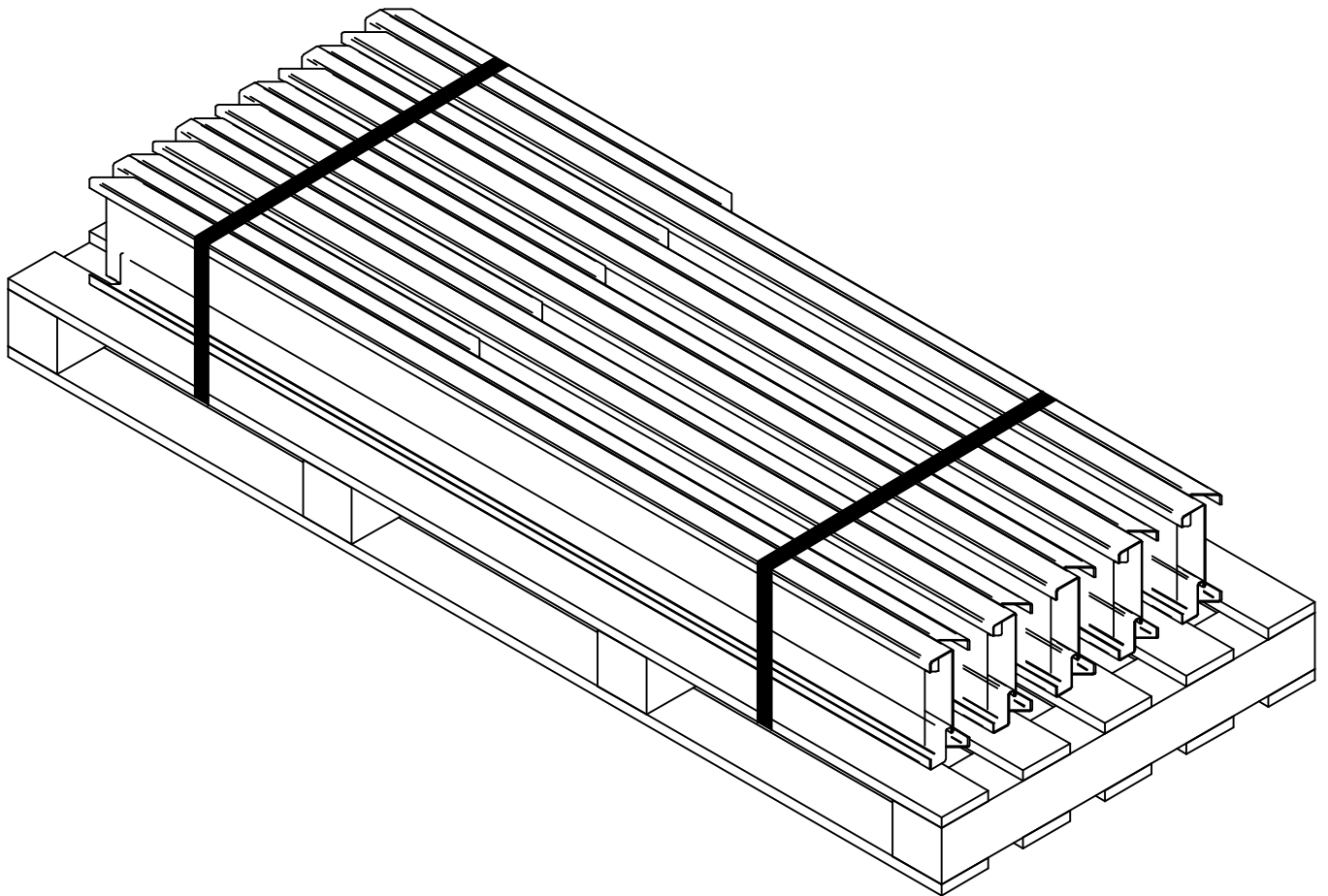


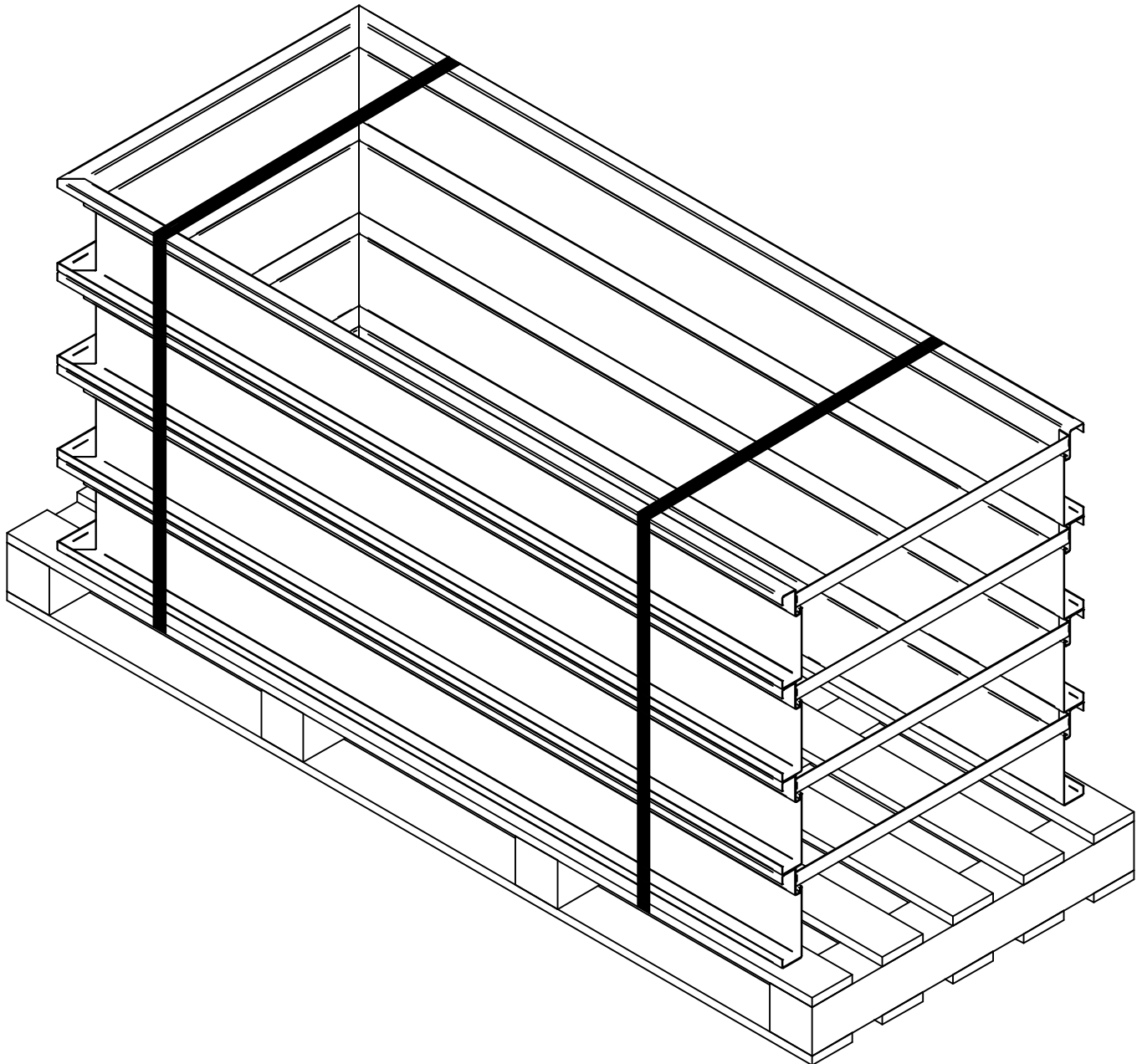
Speziell für Türblätter mit Rundkante
 Specialmente per ante con bordi raggati
 Specially for rounded edge doors

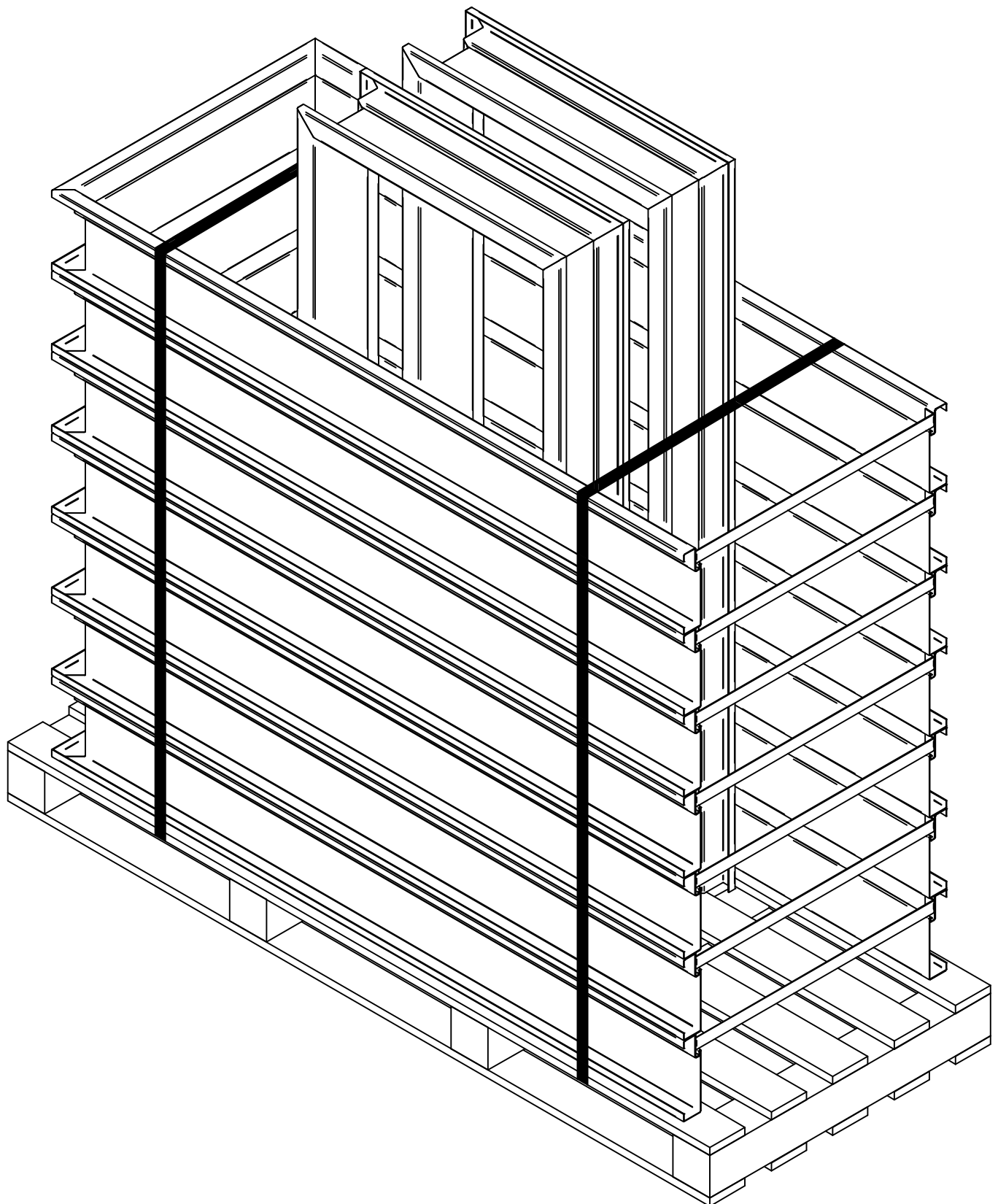


Speziell für Krankenhaustüren
 Specialmente per porte per ospedali
 Specially for Hospital-Doors









rema



Bahnhofstraße 22a via Stazione
I-39035 Welsberg · Monguelfo
Tel. 0039 0474 947 200
Fax 0039 0474 947 299
info@rema-online.it | www.rema-online.it